

FIA Formula E Championship

Round 6 - Paris ePrix

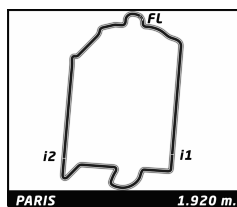
Non Qualifying Practice 1

Analysis

Official Timekeeper TAGHeuer

■ Personal Best ■ Session Best ■ Crossing the finish line in pit lane

Lap	C	Time	Sector 1	Sector 2	Sector 3	Kph	Elapsed	Lap	Time	Sector 1	Sector 2	Sector 3	Kph	Elapsed	
2		Sam BIRD GBR													
		DS Virgin Racing						DS Virgin DSV-02							
1	B	10:43.585	B 36.759			10.7	10:43.585	2	A	5:39.622	B 19.428	37.744	4:42.450	20.4 7:43.989	
2	B	1:50.893	45.727	39.069	26.097	62.3	12:34.478	3	A	1:11.621	21.616	26.793	23.212	96.5 8:55.610	
3	B	1:21.373	21.963	28.139	31.271	84.9	13:55.851	4	A	1:06.953	18.836	25.988	22.129	103.2 10:02.563	
4	B	1:05.458	18.299	25.576	21.583	105.6	15:01.309	5	A	1:25.012	18.371	25.584	41.057	81.3 11:27.575	
5	B	1:06.115	17.820	26.788	21.507	104.5	16:07.424	6	A	1:28.213	38.384	27.457	22.372	78.4 12:55.788	
6	B	1:04.015	17.798	25.131	21.086	108.0	17:11.439	7	A	1:09.100	18.266	25.945	24.889	100.0 14:04.888	
7	B	1:16.882	17.549	28.542	30.791	89.9	18:28.321	8	A	1:05.668	18.402	25.234	22.032	105.3 15:10.556	
8	B	1:03.995	17.784	25.093	21.118	108.0	19:32.316	9	B	4:51.985	B 18.011	25.181	4:08.793	23.7 20:02.541	
9	B	1:03.658	17.645	24.911	21.102	108.6	20:35.974	10	B	1:11.217	22.672	26.424	22.121	97.1 21:13.758	
10	B	15:12.995	B 19.614	28.290	...	7.6	35:48.969	11	B	1:05.096	17.968	25.222	21.906	106.2 22:18.854	
11	B	1:14.031	23.690	27.426	22.915	93.4	37:03.000	12	B	1:05.130	18.207	25.309	21.614	106.1 23:23.984	
12	B	1:05.438	18.420	25.103	21.915	105.6	38:08.438	13	B	1:04.640	18.071	24.945	21.624	106.9 24:28.624	
13	B	1:18.021	18.020	31.333	28.668	88.6	39:26.459	14	B	1:04.650	17.880	25.219	21.551	106.9 25:33.274	
14	B	1:12.236	19.801	26.642	25.793	95.7	40:38.695	15	B	1:04.100	17.784	24.959	21.357	107.8 26:37.374	
15	B	1:03.370	17.454	24.799	21.117	109.1	41:42.065	16	B	1:05.511	18.408	25.270	21.833	105.5 27:42.885	
16	B	1:03.068	17.352	24.787	20.929	109.6	42:45.133	17	B	1:04.304	17.863	24.907	21.534	107.5 28:47.189	
17	B	1:18.227	20.028	28.208	29.991	88.4	44:03.360	18	B	1:09.156	18.173	28.492	22.491	99.9 29:56.345	
18	B	1:07.939	17.244	28.995	21.700	101.7	45:11.299	19	B	1:06.202	18.641	25.396	22.165	104.4 31:02.547	
3		Nelson PIQUET JR BRA													
		NEXTEV NIO						NextEV TCR Formula 002							
1	A	2:24.550	1:24.064	32.927	27.559	47.8	2:24.550	20	B	1:06.728	19.085	25.552	22.091	103.6 32:09.275	
2	A	5:37.927	B 43.008	42.585	4:12.334	20.5	8:02.477	21	B	1:05.417	18.382	25.088	21.947	105.7 33:14.692	
3	A	1:19.067	24.662	29.270	25.135	87.4	9:21.544	22	A	5:53.502	B 18.069	25.054	5:10.379	19.6 39:08.194	
4	A	1:17.703	21.217	30.086	26.400	89.0	10:39.247	23	A	1:42.863	22.862	25.288	54.713	67.2 40:51.057	
5	A	1:46.111	30.134	47.867	28.110	65.1	12:25.358	24	A	1:04.052	17.773	24.731	21.548	107.9 41:55.109	
6	A	1:05.128	18.165	25.370	21.593	106.1	13:30.486	25	A	1:06.551	17.629	25.660	23.262	103.9 43:01.660	
7	A	1:11.697	17.824	32.150	21.723	96.4	14:42.183	26	A	1:11.159	17.565	24.889	28.705	97.1 44:12.819	
8	A	1:04.470	17.641	25.221	21.608	107.2	15:46.653	27	A	1:04.391	17.987	25.069	21.335	107.3 45:17.210	
9	A	1:04.312	17.538	25.378	21.396	107.5	16:50.965								
10	A	1:04.518	17.657	25.378	21.483	107.1	17:55.483								
11	A	1:04.054	17.443	25.248	21.363	107.9	18:59.537								
12	A	1:05.283	17.478	25.150	22.655	105.9	20:04.820								
13	A	1:16.901	19.322	33.385	24.194	89.9	21:21.721								
14	A	1:06.718	18.383	25.863	22.472	103.6	22:28.439								
15	A	1:06.488	17.984	26.215	22.289	104.0	23:34.927								
16	A	1:12.835	17.797	32.105	22.933	94.9	24:47.762								
17	A	1:08.345	19.782	26.188	22.375	101.1	25:56.107								
18	B	6:22.341	B 18.470	28.153	5:35.718	18.1	32:18.448								
19	B	1:21.941	25.901	29.847	26.193	84.4	33:40.389								
20	B	1:10.233	19.464	27.649	23.120	98.4	34:50.622								
21	B	1:03.326	17.401	24.836	21.089	109.1	35:53.948								
22	B	1:16.356	18.064	34.392	23.900	90.5	37:10.304								
23	B	1:05.855	18.221	25.499	22.135	105.0	38:16.159								
24	B	1:05.137	17.926	25.291	21.920	106.1	39:21.296								
25	B	1:05.001	17.772	25.330	21.899	106.3	40:26.297								
26	B	1:26.066	18.671	36.219	31.176	80.3	41:52.363								
27	B	1:06.472	17.701	26.756	22.015	104.0	42:58.835								
28	B	1:11.608	17.560	25.334	28.714	96.5	44:10.443								
29	B	1:04.087	17.397	25.055	21.635	107.9	45:14.530								
4		Stéphane SARRAZIN FRA													
		Venturi Formula E Team						Venturi VM200-FE-02							
1	A	2:04.367	1:08.063	30.513	25.791	55.6	2:04.367								
5		Tom DILLMANN FRA													
		Venturi Formula E Team						Venturi VM200-FE-02							
1	A	1:44.396	51.010	29.117	24.269	66.2	1:44.396								
2	A	6:22.633	B 19.518	30.506	5:32.609	18.1	8:07.029								
3	A	1:19.731	24.026	28.281	27.424	86.7	9:26.760								
4	A	1:19.168	19.639	30.566	28.963	87.3	10:45.928								
5	A	1:45.358	40.772	39.340	25.246	65.6	12:31.286								
6	A	1:06.581	18.103	25.849	22.629	103.8	13:37.867								
7	A	1:05.644	17.976	25.634	22.034	105.3	14:43.511								
8	A	1:07.045	17.773	25.858	23.414	103.1	15:50.556								
9	B	4:19.308	B 17.967	25.610	3:35.731	26.7	20:09.864								
10	B	1:15.514	22.919	27.220	25.375	91.5	21:25.378								
11	B	1:05.918	18.272	25.582	22.064	104.9	22:31.296								
12	B	1:05.166	17.939	25.539	21.688	106.1	23:36.462								
13	B	1:05.298	17.680	25.974	21.644	105.9	24:41.760								
14	B	1:04.763	17.705	25.551	21.507	106.7	25:46.523								
15	B	1:04.606	17.825	25.200	21.581	107.0	26:51.129								
16	B	1:04.477	17.735	25.269	21.473	107.2	27:55.606								
17	B	1:04.473	17.930	25.092	21.451	107.2	29:00.079								
18	B	1:12.407	20.135	30.302	21.970	95.5	30:12.486								
19	B	1:04.550	17.613	25.344	21.593	107.1	31:17.036								
20	B	1:05.066	17.724	25.519	21.823	106.2	32:22.102								
21	B	3:49.724	B 17.643	25.438	3:06.643	30.1	36:11.826								
22	B	1:09.393	22.025	25.563	21.805	99.6	37:21.219								
23	B	1:04.071	17.471	25.270	21.330	107.9	38:25.290								
24	B	1:06.892	18.862	25.277	22.753	103.3	39:32.182								
25	B	1:07.443	18.813	25.181	23.449	102.5	40:39.625								
26	B	1:06.434	18.434	25.033	22.967	104.0	41:46.059								
27	B	1:05.149	18.267	25.132	21.750	106.1	42:51.208								
28	B	1:08.075	17.918	26.099	24.058	101.5	43:59.283								



FIA Formula E Championship

Round 6 - Paris ePrix

Non Qualifying Practice 1

Analysis

Official Timekeeper

■ Personal Best ■ Session Best ■ B Crossing the finish line in pit lane

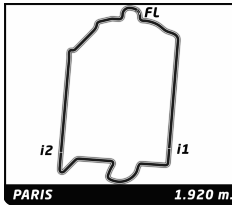
Lap	C	Time	Sector 1	Sector 2	Sector 3	Kph	Elapsed	Lap	Time	Sector 1	Sector 2	Sector 3	Kph	Elapsed	
29	B	1:03.864	17.591	24.896	21.377	108.2	45:03.147	23	B	1:03.775	17.469	25.031	21.275	108.4	44:55.767
								24	B	1:10.665	17.381	25.022	28.262	97.8	46:06.432

6		Mike CONWAY		GBR			
		Faraday Future Dragon Racing		Penske 701-EV			
1	A	1:30.956	38.543	29.305	23.108	76.0	1:30.956
2	A	6:01.523	19.602	30.358	5:11.563	19.1	7:32.479
3	A	1:13.718	21.643	26.899	25.176	93.8	8:46.197
4	A	1:06.172	18.435	26.019	21.718	104.5	9:52.369
5	A	1:18.221	18.105	25.824	34.292	88.4	11:10.590
6	A	1:37.219	43.936	28.265	25.018	71.1	12:47.809
7	A	1:05.526	18.059	25.509	21.958	105.5	13:53.335
8	A	1:05.507	18.074	25.603	21.830	105.5	14:58.842
9	B	5:13.882	17.898	25.599	4:30.385	22.0	20:12.724
10	B	1:11.218	22.190	26.214	22.814	97.1	21:23.942
11	B	1:06.064	18.308	25.666	22.090	104.6	22:30.006
12	B	1:05.642	18.004	25.516	22.122	105.3	23:35.648
13	B	1:07.765	17.910	27.484	22.371	102.0	24:43.413
14	B	1:07.706	18.316	26.722	22.668	102.1	25:51.119
15	B	1:04.843	18.102	25.187	21.554	106.6	26:55.962
16	B	1:04.049	17.652	25.090	21.307	107.9	28:00.011
17	B	1:04.036	17.471	25.020	21.545	107.9	29:04.047
18	B	1:05.309	18.193	25.593	21.523	105.8	30:09.356
19	B	1:03.947	17.421	25.065	21.461	108.1	31:13.303
20	B	1:04.190	17.678	25.126	21.386	107.7	32:17.493
21	B	1:04.130	17.498	25.117	21.515	107.8	33:21.623
22	A	5:57.141	17.641	25.605	5:13.895	19.4	39:18.764
23	A	1:14.679	21.924	29.032	23.723	92.6	40:33.443
24	A	1:05.874	17.685	25.436	22.753	104.9	41:39.317
25	A	1:03.836	17.491	25.083	21.262	108.3	42:43.153
26	A	1:10.803	18.176	27.532	25.095	97.6	43:53.956
27	A	1:03.248	17.330	24.771	21.147	109.3	44:57.204
28	A	1:10.691	17.490	24.980	28.221	97.8	46:07.895

7		Jérôme D'AMBROSIO		BEL			
		Faraday Future Dragon Racing		Penske 701-EV			
1	B	1:32.732	37.529	31.484	23.719	74.5	1:32.732
2	B	5:58.298	19.749	29.031	5:09.518	19.3	7:31.030
3	B	1:13.450	21.858	27.677	23.915	94.1	8:44.480
4	B	1:09.911	18.640	27.117	24.154	98.9	9:54.391
5	B	1:18.213	18.282	26.139	33.792	88.4	11:12.604
6	B	1:37.145	44.109	27.512	25.524	71.2	12:49.749
7	B	1:08.100	17.868	26.070	24.162	101.5	13:57.849
8	B	1:05.484	17.901	25.550	22.033	105.6	15:03.333
9	A	7:38.023	18.253	27.656	6:52.114	15.1	22:41.356
10	A	1:12.552	22.163	26.488	23.901	95.3	23:53.908
11	A	1:10.018	18.032	28.195	23.791	98.7	25:03.926
12	A	1:05.267	18.025	25.483	21.759	105.9	26:09.193
13	A	1:09.118	17.507	28.334	23.277	100.0	27:18.311
14	A	1:04.549	17.553	25.470	21.526	107.1	28:22.860
15	A	1:04.319	17.484	25.212	21.623	107.5	29:27.179
16	A	1:14.511	20.893	29.113	24.505	92.8	30:41.690
17	B	7:31.484	17.729	25.512	6:48.243	15.3	38:13.174
18	B	1:11.394	22.951	26.102	22.341	96.8	39:24.568
19	B	1:07.614	17.508	25.095	25.011	102.2	40:32.182
20	B	1:05.429	17.586	26.137	21.706	105.6	41:37.611
21	B	1:04.607	17.383	25.370	21.854	107.0	42:42.218
22	B	1:09.774	18.263	26.656	24.855	99.1	43:51.992

8		Nicolas PROST		FRA			
		Renault e.dams		Renault Z.E. 16			
1	A	1:28.732	33.635	29.758	25.339	77.9	1:28.732
2	A	6:06.188	21.297	29.978	5:14.913	18.9	7:34.920
3	A	1:13.894	22.761	26.771	24.362	93.5	8:48.814
4	A	1:09.957	18.599	25.989	25.369	98.8	9:58.771
5	B	4:55.515	18.293	25.767	4:11.455	23.4	14:54.286
6	B	1:15.925	24.106	29.043	22.776	91.0	16:10.211
7	B	1:07.322	18.860	26.044	22.418	102.7	17:17.533
8	B	1:06.377	18.612	25.771	21.994	104.1	18:23.910
9	B	1:05.425	18.149	25.454	21.822	105.6	19:29.335
10	B	1:05.936	18.177	26.028	21.731	104.8	20:35.271
11	B	5:26.432	18.146	25.371	4:42.915	21.2	26:01.703
12	B	1:11.726	21.553	26.188	23.985	96.4	27:13.429
13	B	1:04.986	18.042	25.334	21.610	106.4	28:18.415
14	B	1:07.937	17.814	25.289	24.834	101.7	29:26.352
15	B	1:08.521	17.706	25.440	25.375	100.9	30:34.873
16	B	1:04.748	18.025	25.233	21.490	106.8	31:39.621
17	B	1:04.146	17.731	25.102	21.313	107.8	32:43.767
18	B	1:10.727	17.822	27.191	25.714	97.7	33:54.494
19	A	6:13.397	17.692	25.373	5:30.332	18.5	40:07.891
20	A	1:15.839	24.127	28.787	22.925	91.1	41:23.730
21	A	1:04.901	18.056	25.275	21.570	106.5	42:28.631
22	A	1:03.995	17.525	25.060	21.410	108.0	43:32.626
23	A	1:14.891	24.453	27.582	22.856	92.3	44:47.517
24	A	1:03.396	17.467	24.870	21.059	109.0	45:50.913

9		Sébastien BUEMI		CHE			
		Renault e.dams		Renault Z.E. 16			
1	B	1:27.343	32.317	29.496	25.530	79.1	1:27.343
2	B	6:01.374	21.864	29.859	5:09.651	19.1	7:28.717
3	B	1:10.629	21.820	26.859	21.950	97.9	8:39.346
4	B	1:05.882	18.297	25.716	21.869	104.9	9:45.228
5	B	1:08.929	18.271	25.927	24.731	100.3	10:54.157
6	A	6:14.029	44.320	36.650	4:53.059	18.5	17:08.186
7	A	1:14.229	24.077	27.598	22.554	93.1	18:22.415
8	A	1:05.836	18.424	25.679	21.733	105.0	19:28.251
9	A	1:04.730	18.065	25.227	21.438	106.8	20:32.981
10	A	1:04.779	17.918	25.430	21.431	106.7	21:37.760
11	A	1:04.756	18.175	25.186	21.395	106.7	22:42.516
12	A	5:17.626	18.304	26.694	4:32.628	21.8	28:00.142
13	A	1:31.583	25.408	32.956	33.219	75.5	29:31.725
14	A	1:03.872	17.744	24.909	21.219	108.2	30:35.597
15	A	1:18.747	24.959	31.084	22.704	87.8	31:54.344
16	A	1:03.388	17.571	24.844	20.973	109.0	32:57.732
17	A	1:17.278	22.960	31.513	22.805	89.4	34:15.010
18	A	1:03.166	17.506	24.835	20.825	109.4	35:18.176
19	B	5:59.729	19.545	28.301	5:11.883	19.2	41:17.905
20	B	1:22.286	27.621	29.470	25.195	84.0	42:40.191
21	B	1:25.550	26.463	31.358	27.729	80.8	44:05.741
22	B	1:01.998	16.969	24.664	20.365	111.5	45:07.739



FIA Formula E Championship

Round 6 - Paris ePrix

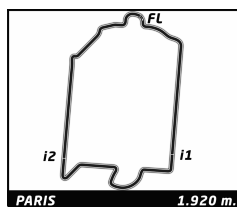
Non Qualifying Practice 1

Analysis

Official Timekeeper

Personal Best Session Best Crossing the finish line in pit lane

Lap	C	Time	Sector 1	Sector 2	Sector 3	Kph	Elapsed	Lap	Time	Sector 1	Sector 2	Sector 3	Kph	Elapsed	
11 Lucas DI GRASSI BRA															
ABT Schaeffler Audi Sport						ABT Schaeffler FE02									
1	B	1:26.111	33.062	29.333	23.716	80.3	1:26.111	23	B	1:03.752	17.297	24.994	21.461	108.4	36:56.682
2	A	6:42.594 B	18.782	28.298	5:55.514	17.2	8:08.705	24	B	1:11.004	17.459	28.516	25.029	97.3	38:07.686
3	A	1:15.556	22.110	27.690	25.756	91.5	9:24.261	25	B	1:03.501	17.371	24.933	21.197	108.8	39:11.187
4	A	1:28.018	19.867	36.001	32.150	78.5	10:52.279	26	B	1:18.527	21.107	30.534	26.886	88.0	40:29.714
5	A	1:45.218	43.758	36.580	24.880	65.7	12:37.497	27	B	1:15.184	17.338	31.920	25.926	91.9	41:44.898
6	A	1:06.049	18.380	25.913	21.756	104.6	13:43.546	28	B	1:03.563	17.335	25.015	21.213	108.7	42:48.461
7	A	1:05.469	18.331	25.435	21.703	105.6	14:49.015	29	B	1:26.320	24.542	31.938	29.840	80.1	44:14.781
8	A	1:04.768	17.892	25.378	21.498	106.7	15:53.783	30	B	1:03.064	17.261	24.833	20.970	109.6	45:17.845
9	A	1:05.576	18.161	25.847	21.568	105.4	16:59.359								
10	A	1:05.128	18.268	25.259	21.601	106.1	18:04.487								
11	A	1:04.925	17.980	25.491	21.454	106.5	19:09.412								
12	A	1:05.200	18.079	25.716	21.405	106.0	20:14.612								
13	A	1:19.265	23.105	32.448	23.712	87.2	21:33.877								
14	A	1:04.530	17.634	25.518	21.378	107.1	22:38.407								
15	A	1:13.591	18.098	30.473	25.020	93.9	23:51.998								
16	A	1:25.969	17.559	44.031	24.379	80.4	25:17.967								
17	A	1:03.831	17.662	25.033	21.136	108.3	26:21.798								
18	A	1:08.999	18.821	27.772	22.406	100.2	27:30.797								
19	A	1:03.939	17.657	24.987	21.295	108.1	28:34.736								
20	A	1:03.685	17.614	25.010	21.061	108.5	29:38.421								
21	A	1:15.192	20.597	29.772	24.823	91.9	30:53.613								
22	A	1:03.397	17.404	25.010	20.983	109.0	31:57.010								
23	B	6:48.102 B	20.647	27.126	6:00.329	16.9	38:45.112								
24	B	1:11.506	22.686	26.510	22.310	96.7	39:56.618								
25	B	1:04.768	18.048	25.159	21.561	106.7	41:01.386								
26	B	1:04.730	17.943	25.274	21.513	106.8	42:06.116								
27	B	1:10.268	17.641	26.881	25.746	98.4	43:16.384								
28	B	1:08.049	17.366	25.008	25.675	101.6	44:24.433								
29	B	1:03.061	17.221	24.849	20.991	109.6	45:27.494								
19 Felix ROSENQVIST SWE															
Mahindra Racing						Mahindra M3Electro									
1	A	1:36.188	41.974	28.358	25.856	71.9	1:36.188								
2	A	6:20.327 B	18.798	28.093	5:33.436	18.2	7:56.515								
3	A	1:11.199	21.180	26.552	23.467	97.1	9:07.714								
4	A	1:07.328	18.906	26.312	22.110	102.7	10:15.042								
5	A	1:35.924	18.036	29.397	48.491	72.1	11:50.966								
6	A	1:11.970	22.476	26.266	23.228	96.0	13:02.936								
7	A	1:08.287	18.030	25.865	24.392	101.2	14:11.223								
8	A	1:09.793	17.635	29.706	22.452	99.0	15:21.016								
9	A	1:05.453	17.862	25.590	22.001	105.6	16:26.469								
10	A	1:08.748	17.775	25.668	25.305	100.5	17:35.217								
11	A	1:06.627	18.809	25.830	21.988	103.7	18:41.844								
12	A	1:05.018	17.789	25.168	22.061	106.3	19:46.862								
13	A	1:04.316	17.489	25.077	21.750	107.5	20:51.178								
14	A	1:06.973	18.717	26.016	22.240	103.2	21:58.151								
15	A	1:04.619	17.778	25.117	21.724	107.0	23:02.770								
16	A	1:22.246	19.519	32.535	30.192	84.0	24:25.016								
17	A	1:04.460	17.580	25.244	21.636	107.2	25:29.476								
18	A	1:03.872	17.526	24.966	21.380	108.2	26:33.348								
19	A	1:03.950	17.622	25.109	21.219	108.1	27:37.298								
20	B	5:53.656 B	17.895	28.477	5:07.284	19.5	33:30.954								
21	B	1:15.756	24.052	27.605	24.099	91.2	34:46.710								
22	B	1:06.220	17.740	26.401	22.079	104.4	35:52.930								
20 Mitch EVANS NZL															
Panasonic Jaguar Racing						Jaguar I-Type 1									
1	A	1:56.588	1:01.775	29.260	25.553	59.3	1:56.588								
2	A	6:32.639 B	19.321	34.695	5:38.623	17.6	8:29.227								
3	A	1:17.072	24.079	27.104	25.889	89.7	9:46.299								
4	A	1:09.453	18.628	25.742	25.083	99.5	10:55.752								
5	A	1:48.739	43.622	38.745	26.372	63.6	12:44.491								
6	A	1:06.105	17.999	25.637	22.469	104.6	13:50.596								
7	A	1:04.984	17.970	25.336	21.678	106.4	14:55.580								
8	A	1:05.060	17.855	25.435	21.770	106.2	16:00.640								
9	A	1:08.327	19.371	26.343	22.613	101.2	17:08.967								
10	A	1:06.737	18.431	25.842	22.464	103.6	18:15.704								
11	A	1:05.697	18.267	25.358	22.072	105.2	19:21.401								
12	A	1:09.047	17.997	28.411	22.639	100.1	20:30.448								
13	A	1:04.510	17.710	24.967	21.833	107.1	21:34.958								
14	A	1:04.473	17.538	25.408	21.527	107.2	22:39.431								
15	A	1:04.498	17.688	25.266	21.544	107.2	23:43.929								
16	A	1:04.870	17.783	25.304	21.783	106.6	24:48.799								
17	B	9:41.187 B	20.226	29.585	8:51.376	11.9	34:29.986								
18	B	1:18.258	24.167	29.489	24.602	88.3	35:48.244								
19	B	1:04.854	17.744	25.250	21.860	106.6	36:53.098								
20	B	1:03.575	17.439	24.852	21.284	108.7	37:56.673								
21	B	1:07.125	17.419	26.592	23.114	103.0	39:03.798								
22	B	1:03.504	17.422	24.732	21.350	108.8	40:07.302								
23	B	1:12.620	19.417	30.853	22.350	95.2	41:19.922								
24	B	1:03.485	17.366	24.801	21.318	108.9	42:23.407								
25	B	1:08.814	17.779	27.816	23.219	100.4	43:32.221								
26	B	1:10.458	17.489	26.101	26.868	98.1	44:42.679								
27	B	1:03.437	17.353	24.858	21.226	109.0	45:46.116								
23 Nick HEIDFELD DEU															
Mahindra Racing						Mahindra M3Electro									
1	A	1:40.073	44.763	30.662	24.648	69.1	1:40.073								
2	B	6:43.052 B	20.553	31.089	5:51.410	17.1	8:23.125								
3	B	1:19.776	23.013	28.641	28.122	86.6	9:42.901								
4	B	1:10.008	19.864	26.146	23.998	98.7	10:52.909								
5	B	1:47.999	44.755	36.827	26.417	64.0	12:40.908								
6	B	1:06.885	18.275	26.017	22.593	103.3	13:47.793								
7	B	1:04.980	17.986	25.364	21.630	106.4	14:52.773								
8	B	1:07.220	17.824	25.123	24.273	102.8	15:59.993								
9	B	1:06.151	18.282	25.740	22.129	104.5	17:06.144								
10	B	1:05.626	18.024	25.662	21.940	105.3	18:11.770								
11	B	1:06.464	17.976	25.929	22.559	104.0	19:18.234								
12	B	1:05.291	17.996	25.408	21.887	105.9	20:23.525								
13	B	1:05.064	17.845	25.467	21.752	106.2	21:28.589								
14	B	1:09.032	17.877	27.749	23.406	100.1	22:37.621								
15	B	1:05.495	18.096	25.486	21.913	105.5	23:43.116								
16	B	1:05.231	17.959	25.220	22.052	106.0	24:48.347								



FIA Formula E Championship

Round 6 - Paris ePrix

Non Qualifying Practice 1

Analysis

Official Timekeeper

■ Personal Best ■ Session Best ■ Crossing the finish line in pit lane

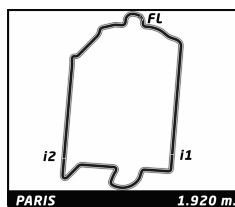
Lap	C	Time	Sector 1	Sector 2	Sector 3	Kph	Elapsed	Lap	Time	Sector 1	Sector 2	Sector 3	Kph	Elapsed	
17	B	1:06.316	18.189	25.607	22.520	104.2	25:54.663	11	A	5:07.932 B	17.808	25.079	4:25.045	22.4	23:16.413
18	B	1:09.840	18.533	27.810	23.497	99.0	27:04.503	12	A	1:10.375	21.906	25.593	22.876	98.2	24:26.788
19	B	1:04.338	17.480	25.092	21.766	107.4	28:08.841	13	A	1:04.630	17.849	24.898	21.883	106.9	25:31.418
20	A	9:17.833 B	17.776	27.910	8:32.147	12.4	37:26.674	14	A	1:09.094	17.980	26.404	24.710	100.0	26:40.512
21	A	1:22.040	20.723	26.222	35.095	84.3	38:48.714	15	A	1:04.462	17.816	24.951	21.695	107.2	27:44.974
22	A	1:06.393	17.763	25.537	23.093	104.1	39:55.107	16	A	1:04.491	17.745	25.073	21.673	107.2	28:49.465
23	A	1:04.000	17.648	24.942	21.410	108.0	40:59.107	17	A	1:04.286	17.583	25.098	21.605	107.5	29:53.751
24	A	1:21.626	18.603	30.742	32.281	84.7	42:20.733	18	A	1:04.719	17.953	25.051	21.715	106.8	30:58.470
25	A	1:10.301	18.092	26.842	25.367	98.3	43:31.034	19	B	5:29.057 B	17.624	25.061	4:46.372	21.0	36:27.527
26	A	1:03.360	17.334	24.797	21.229	109.1	44:34.394	20	B	1:13.742	23.287	26.626	23.829	93.7	37:41.269
27	A	1:03.508	17.362	24.934	21.212	108.8	45:37.902	21	B	1:04.064	17.499	24.858	21.707	107.9	38:45.333

25		Jean-Eric VERGNE		FRA			
		TECHEETAH		Renault Z.E. 16			
1	A	7:55.660 B	1:31.138	33.062	5:51.460	14.5	7:55.660
2	A	1:20.812	25.765	28.894	26.153	85.5	9:16.472
3	A	1:17.018	21.952	29.993	25.073	89.7	10:33.490
4	A	1:43.964	25.690	41.825	36.449	66.5	12:17.454
5	A	1:09.512	19.490	26.498	23.524	99.4	13:26.966
6	A	1:09.890	19.131	26.620	24.139	98.9	14:36.856
7	A	1:11.291	19.843	27.781	23.667	97.0	15:48.147
8	A	1:05.451	18.010	25.330	22.111	105.6	16:53.598
9	A	1:07.218	18.573	25.701	22.944	102.8	18:00.816
10	A	1:04.631	17.600	25.450	21.581	106.9	19:05.447
11	A	1:04.542	17.628	25.535	21.379	107.1	20:09.989
12	A	1:04.213	17.431	25.292	21.490	107.6	21:14.202
13	A	1:12.598	18.479	30.079	24.040	95.2	22:26.800
14	A	1:03.701	17.577	24.851	21.273	108.5	23:30.501
15	A	1:09.549	17.370	25.223	26.956	99.4	24:40.050
16	B	5:10.986 B	17.614	24.993	4:28.379	22.2	29:51.036
17	B	1:27.689	27.467	31.205	29.017	78.8	31:18.725
18	B	1:04.953	17.748	25.184	22.021	106.4	32:23.678
19	B	1:04.947	17.783	25.249	21.915	106.4	33:28.625
20	B	1:04.791	17.539	25.135	22.117	106.7	34:33.416
21	B	1:05.903	17.999	26.113	21.791	104.9	35:39.319
22	B	1:06.830	17.312	27.186	22.332	103.4	36:46.149
23	B	1:03.570	17.430	24.960	21.180	108.7	37:49.719
24	B	1:03.039	17.254	24.758	21.027	109.6	38:52.758
25	B	1:11.031	17.349	26.638	27.044	97.3	40:03.789
26	B	1:03.216	17.370	24.793	21.053	109.3	41:07.005
27	B	1:08.742	17.221	26.092	25.429	100.5	42:15.747
28	B	1:03.070	17.266	24.858	20.946	109.6	43:18.817
29	B	1:09.830	17.024	30.486	22.320	99.0	44:28.647
30	B	1:04.532	17.179	25.180	22.173	107.1	45:33.179

27		Robin FRIJNS		NLD			
		Andretti Formula E		Andretti ATEC-02			
1	A	2:01.025	1:03.868	30.377	26.780	57.1	2:01.025
2	A	6:00.494 B	18.715	37.633	5:04.146	19.2	8:01.519
3	A	1:29.525	24.476	30.415	34.634	77.2	9:31.044
4	A	1:17.670	18.891	29.292	29.487	89.0	10:48.714
5	A	1:43.844	42.767	38.698	22.379	66.6	12:32.558
6	A	1:05.664	17.838	25.464	22.362	105.3	13:38.222
7	A	1:09.395	18.076	25.865	25.454	99.6	14:47.617
8	A	1:04.297	17.714	24.996	21.587	107.5	15:51.914
9	A	1:11.477	17.661	26.788	27.028	96.7	17:03.391
10	A	1:05.090	17.702	25.135	22.253	106.2	18:08.481

28		Antonio Felix DA COSTA		PRT			
		Andretti Formula E		Andretti ATEC-02			
1	A	1:53.957	57.533	31.134	25.290	60.7	1:53.957
2	A	5:46.571 B	20.041	35.768	4:50.762	19.9	7:40.528
3	A	1:13.038	21.616	27.154	24.268	94.6	8:53.566
4	A	1:07.895	18.813	26.382	22.700	101.8	10:01.461
5	A	1:22.921	18.546	25.787	38.588	83.4	11:24.382
6	A	1:28.205	39.647	26.177	22.381	78.4	12:52.587
7	A	1:09.242	18.910	25.870	24.462	99.8	14:01.829
8	A	1:05.811	18.308	25.718	21.785	105.0	15:07.640
9	A	1:05.489	18.217	25.471	21.801	105.5	16:13.129
10	A	1:13.786	18.245	26.649	28.892	93.7	17:26.915
11	A	1:07.164	18.783	26.112	22.269	102.9	18:34.079
12	A	1:06.182	18.357	25.665	22.160	104.4	19:40.261
13	A	1:05.815	18.247	25.477	22.091	105.0	20:46.076
14	A	1:06.079	18.287	25.606	22.186	104.6	21:52.155
15	A	1:05.608	18.113	25.589	21.906	105.4	22:57.763
16	A	1:05.097	18.004	25.265	21.828	106.2	24:02.860
17	A	1:09.867	18.961	28.471	22.435	98.9	25:12.727
18	A	1:04.294	17.781	25.124	21.389	107.5	26:17.021
19	B	6:05.038 B	17.740	25.508	5:21.790	18.9	32:22.059
20	B	1:11.329	21.625	26.589	23.115	96.9	33:33.388
21	B	1:05.755	18.045	25.992	21.718	105.1	34:39.143
22	B	1:04.972	17.659	25.479	21.834	106.4	35:44.115
23	B	1:04.242	17.537	25.161	21.544	107.6	36:48.357
24	B	1:04.440	17.757	25.140	21.543	107.3	37:52.797
25	B	1:04.718	17.723	25.468	21.527	106.8	38:57.515
26	B	1:13.638	18.539	29.211	25.888	93.9	40:11.153
27	B	1:05.956	18.430	25.576	21.950	104.8	41:17.109
28	B	1:05.579	18.004	25.590	21.985	105.4	42:22.688
29	B	1:05.297	17.975	25.414	21.908	105.9	43:27.985
30	B	1:08.488	17.977	26.920	23.591	100.9	44:36.473
31	B	1:03.848	17.607	25.066	21.175	108.3	45:40.321

33		Esteban GUTIERREZ		MEX			
		TECHEETAH		Renault Z.E. 16			
1	B	8:05.636 B	1:40.794	29.693	5:55.149	14.2	8:05.636
2	B	1:18.105	23.284	28.437	26.384	88.5	9:23.741
3	B	1:20.755	19.706	29.944	31.105	85.6	10:44.496



FIA Formula E Championship

Round 6 - Paris ePrix

Non Qualifying Practice 1

Analysis

Official Timekeeper TAGHeuer

■ Personal Best
 ■ Session Best
 ■ B Crossing the finish line in pit lane

Lap	C	Time	Sector 1	Sector 2	Sector 3	Kph	Elapsed	Lap	Time	Sector 1	Sector 2	Sector 3	Kph	Elapsed	
4	B	1:44.684	40.984	40.028	23.672	66.0	12:29.180	6	A	1:06.629	18.034	25.942	22.653	103.7	14:12.672
5	B	1:51.408	17.943	27.730	1:05.735	62.0	14:20.588	7	A	1:05.737	17.929	25.707	22.101	105.1	15:18.409
6	B	1:07.601	18.567	26.514	22.520	102.2	15:28.189	8	A	1:05.299	17.812	25.566	21.921	105.9	16:23.708
7	B	1:07.383	17.999	26.501	22.883	102.6	16:35.572	9	A	1:05.548	18.139	25.518	21.891	105.4	17:29.256
8	B	1:07.955	18.099	27.238	22.618	101.7	17:43.527	10	A	1:05.846	17.984	25.758	22.104	105.0	18:35.102
9	B	1:10.851	18.335	28.555	23.961	97.6	18:54.378	11	A	1:07.854	17.937	25.816	24.101	101.9	19:42.956
10	A	7:39.777 B	17.869	26.633	6:55.275	15.0	26:34.155	12	A	1:04.932	17.894	25.395	21.643	106.4	20:47.888
11	A	1:15.748	24.974	28.195	22.579	91.2	27:49.903	13	A	1:04.725	17.747	25.330	21.648	106.8	21:52.613
12	A	1:04.921	17.822	25.359	21.740	106.5	28:54.824	14	B	7:17.418 B	18.307	26.451	6:32.660	15.8	29:10.031
13	A	1:08.450	17.665	25.643	25.142	101.0	30:03.274	15	B	1:14.554	22.285	27.521	24.748	92.7	30:24.585
14	A	1:05.153	17.807	25.711	21.635	106.1	31:08.427	16	B	1:07.272	18.894	25.953	22.425	102.7	31:31.857
15	A	1:04.732	17.420	25.601	21.711	106.8	32:13.159	17	B	1:07.093	18.637	26.240	22.216	103.0	32:38.950
16	A	1:03.888	17.468	25.275	21.145	108.2	33:17.047	18	B	1:06.686	18.901	25.447	22.338	103.6	33:45.636
17	A	5:14.338 B	18.602	27.815	4:27.921	22.0	38:31.385	19	B	1:06.033	18.346	25.589	22.098	104.7	34:51.669
18	A	1:12.137	22.232	27.112	22.793	95.8	39:43.522	20	B	1:05.932	18.508	25.553	21.871	104.8	35:57.601
19	A	1:04.703	17.540	25.147	22.016	106.8	40:48.225	21	B	1:07.217	18.682	26.203	22.332	102.8	37:04.818
20	A	1:06.144	17.529	25.546	23.069	104.5	41:54.369	22	B	1:05.916	18.217	25.788	21.911	104.9	38:10.734
21	A	1:11.496	17.846	25.984	27.666	96.7	43:05.865	23	B	1:05.594	17.895	25.939	21.760	105.4	39:16.328
22	A	1:06.146	17.500	25.139	23.507	104.5	44:12.011	24	B	1:04.530	17.798	25.275	21.457	107.1	40:20.858
23	A	1:04.455	17.712	25.427	21.316	107.2	45:16.466	25	B	1:05.746	17.637	25.662	22.447	105.1	41:26.604
								26	B	1:04.296	17.420	25.311	21.565	107.5	42:30.900
								27	B	1:04.692	17.440	25.919	21.333	106.8	43:35.592
								28	B	1:04.201	17.673	25.157	21.371	107.7	44:39.793
								29	B	1:05.069	17.546	25.780	21.743	106.2	45:44.862

37 José Maria LOPEZ ARG
DS Virgin Racing DS Virgin DSV-02

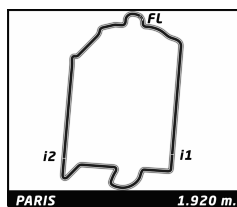
1	A	1:33.378	40.762	28.963	23.653	74.0	1:33.378
2	A	6:03.539 B	19.457	29.863	5:14.219	19.0	7:36.917
3	A	1:14.113	21.672	28.013	24.428	93.3	8:51.030
4	A	2:00.071	18.492	1:12.475	29.104	57.6	10:51.101
5	A	1:41.901	44.310	35.207	22.384	67.8	12:33.002
6	A	1:06.649	18.528	25.764	22.357	103.7	13:39.651
7	A	1:05.362	18.237	25.357	21.768	105.7	14:45.013
8	A	6:04.846 B	18.061	25.818	5:20.967	18.9	20:49.859
9	A	1:24.432	26.330	31.211	26.891	81.9	22:14.291
10	A	1:04.485	18.048	25.214	21.223	107.2	23:18.776
11	A	1:03.890	17.421	25.055	21.414	108.2	24:22.666
12	A	1:03.657	17.686	24.833	21.138	108.6	25:26.323
13	A	1:05.707	17.415	24.891	23.401	105.2	26:32.030
14	A	1:03.436	17.427	24.836	21.173	109.0	27:35.466
15	A	1:03.822	17.434	24.980	21.408	108.3	28:39.288
16	A	1:19.642	20.253	33.913	25.476	86.8	29:58.930
17	A	1:04.052	17.496	25.063	21.493	107.9	31:02.982
18	B	5:26.370 B	17.746	24.992	4:43.632	21.2	36:29.352
19	B	1:25.932	27.741	28.706	29.485	80.4	37:55.284
20	B	1:15.004	17.415	29.324	28.265	92.2	39:10.288
21	B	1:02.715	17.073	24.660	20.982	110.2	40:13.003
22	B	1:17.011	17.659	28.914	30.438	89.8	41:30.014
23	B	1:11.814	20.692	28.512	22.610	96.2	42:41.828
24	B	1:06.395	17.053	27.381	21.961	104.1	43:48.223
25	B	1:02.840	17.061	24.784	20.995	110.0	44:51.063
26	B	1:14.214	19.343	27.283	27.588	93.1	46:05.277

47 Adam CARROLL GBR
Panasonic Jaguar Racing Jaguar I-Type 1

1	A	7:50.666 B	1:45.489	30.215	5:34.962	14.7	7:50.666
2	A	1:14.764	22.535	27.446	24.783	92.5	9:05.430
3	A	1:11.369	19.394	27.491	24.484	96.8	10:16.799
4	A	1:41.161	18.442	34.412	48.307	68.3	11:57.960
5	A	1:08.083	19.723	25.927	22.433	101.5	13:06.043

66 Daniel ABT DEU
ABT Schaeffler Audi Sport ABT Schaeffler FE02

1	B	1:27.837	34.450	29.403	23.984	78.7	1:27.837
2	B	6:01.901 B	20.269	28.117	5:13.515	19.1	7:29.738
3	B	1:11.976	21.938	26.825	23.213	96.0	8:41.714
4	B	1:05.871	18.377	25.775	21.719	104.9	9:47.585
5	B	1:21.704	18.968	26.791	35.945	84.6	11:09.289
6	B	1:42.663	43.678	28.692	30.293	67.3	12:51.952
7	B	1:07.584	19.112	25.800	22.672	102.3	13:59.536
8	B	1:06.372	18.704	25.825	21.843	104.1	15:05.908
9	B	1:06.673	18.541	25.941	22.191	103.7	16:12.581
10	B	1:12.313	18.674	27.334	26.305	95.6	17:24.894
11	B	1:22.560	17.947	42.749	21.864	83.7	18:47.454
12	B	1:04.630	17.865	25.299	21.466	106.9	19:52.084
13	B	1:04.089	17.681	25.046	21.362	107.9	20:56.173
14	B	1:05.890	18.035	25.690	22.165	104.9	22:02.063
15	B	1:04.846	17.782	25.418	21.646	106.6	23:06.909
16	B	1:14.741	17.622	26.675	30.444	92.5	24:21.650
17	B	1:22.186	21.708	33.347	27.131	84.1	25:43.836
18	B	1:26.610	17.531	44.183	24.896	79.8	27:10.446
19	B	1:04.052	17.761	25.012	21.279	107.9	28:14.498
20	B	1:08.941	18.392	27.438	23.111	100.3	29:23.439
21	A	5:48.702 B	17.622	26.936	5:04.144	19.8	35:12.141
22	A	1:11.843	22.250	26.856	22.737	96.2	36:23.984
23	A	1:03.997	17.749	24.908	21.340	108.0	37:27.981
24	A	1:03.685	17.545	24.978	21.162	108.5	38:31.666
25	A	1:07.125	17.441	27.258	22.426	103.0	39:38.791
26	A	1:03.699	17.412	24.901	21.386	108.5	40:42.490
27	A	1:08.220	17.433	24.872	25.915	101.3	41:50.710
28	A	1:03.591	17.535	24.835	21.221	108.7	42:54.301
29	A	1:13.504	17.334	26.639	29.531	94.0	44:07.805
30	A	1:05.532	17.623	24.964	22.945	105.5	45:13.337



FIA Formula E Championship

Round 6 - Paris ePrix

Non Qualifying Practice 1

Analysis

Official Timekeeper TAG Heuer

■ Personal Best
 ■ Session Best
 ■ B Crossing the finish line in pit lane

Lap	C	Time	Sector 1	Sector 2	Sector 3	Kph	Elapsed	Lap	Time	Sector 1	Sector 2	Sector 3	Kph	Elapsed	
88		Oliver TURVEY						GBR							
		NEXTEV NIO						NextEV TCR Formula 002							
1	A	2:13.408	1:15.013	31.255	27.140	51.8	2:13.408								
2	A	5:45.787 B	26.941	42.685	4:36.161	20.0	7:59.195								
3	A	1:18.954	24.741	28.557	25.656	87.5	9:18.149								
4	A	1:18.199	22.060	31.280	24.859	88.4	10:36.348								
5	A	1:44.524	28.671	41.938	33.915	66.1	12:20.872								
6	A	1:07.697	18.792	26.187	22.718	102.1	13:28.569								
7	A	1:07.325	18.281	26.452	22.592	102.7	14:35.894								
8	A	1:05.867	18.225	25.767	21.875	104.9	15:41.761								
9	A	1:04.999	17.894	25.343	21.762	106.3	16:46.760								
10	A	1:04.938	17.860	25.341	21.737	106.4	17:51.698								
11	A	1:04.818	17.895	25.407	21.516	106.6	18:56.516								
12	A	1:06.450	17.843	25.493	23.114	104.0	20:02.966								
13	A	1:04.406	17.882	25.137	21.387	107.3	21:07.372								
14	A	1:10.950	19.116	28.561	23.273	97.4	22:18.322								
15	A	1:07.949	18.912	26.481	22.556	101.7	23:26.271								
16	A	1:06.065	18.284	25.625	22.156	104.6	24:32.336								
17	A	1:06.226	18.215	25.871	22.140	104.4	25:38.562								
18	A	1:05.798	18.105	25.585	22.108	105.0	26:44.360								
19	B	6:18.895 B	18.076	25.996	5:34.823	18.2	33:03.255								
20	B	1:14.772	23.063	28.338	23.371	92.4	34:18.027								
21	B	1:09.456	18.879	26.807	23.770	99.5	35:27.483								
22	B	1:03.995	17.624	25.133	21.238	108.0	36:31.478								
23	B	1:03.848	17.563	25.014	21.271	108.3	37:35.326								
24	B	1:07.802	17.377	25.093	25.332	101.9	38:43.128								
25	B	1:03.619	17.385	25.017	21.217	108.6	39:46.747								
26	B	1:11.173	20.759	28.275	22.139	97.1	40:57.920								
27	B	1:03.876	17.356	25.133	21.387	108.2	42:01.796								
28	B	1:09.390	18.296	27.784	23.310	99.6	43:11.186								
29	B	1:07.358	18.111	25.486	23.761	102.6	44:18.544								
30	B	1:05.600	18.044	25.549	22.007	105.4	45:24.144								