

FIA Formula E Championship

Round 12 - Montreal ePrix

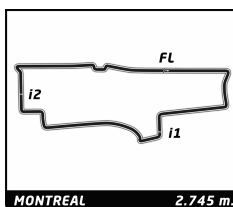
Non Qualifying Practice 3

Analysis

Official Timekeeper

■ Personal Best ■ Session Best ■ B Crossing the finish line in pit lane

Lap	C	Time	Sector 1	Sector 2	Sector 3	Kph	Elapsed	Lap	Time	Sector 1	Sector 2	Sector 3	Kph	Elapsed	
2		Sam BIRD GBR													
		DS Virgin Racing						DS Virgin DSV-02							
1	A	1:38.047	34.680	33.258	30.109	100.8	1:38.047	8	A	1:27.097	28.822	30.291	27.984	113.5	14:47.151
2	A	1:34.253	30.445	33.319	30.489	104.8	3:12.300	9	A	1:28.366	29.946	30.249	28.171	111.8	16:15.517
3	A	1:25.278	28.101	29.726	27.451	115.9	4:37.578	10	A	1:27.122	28.736	30.371	28.015	113.4	17:42.639
4	A	1:38.332	30.835	35.666	31.831	100.5	6:15.910	11	A	1:28.343	29.095	30.284	28.964	111.9	19:10.982
5	A	1:24.403	28.103	29.311	26.989	117.1	7:40.313	12	A	1:27.783	29.093	30.373	28.317	112.6	20:38.765
6	A	1:51.695	27.485	44.407	39.803	88.5	9:32.008	13	A	1:33.707 B	29.735	30.949	33.023	105.5	22:12.472
7	A	1:34.598	31.862	34.044	28.692	104.5	11:06.606	14	B	6:53.276	5:52.803	31.571	28.902	23.9	29:05.748
8	A	1:23.491	27.422	29.277	26.792	118.4	12:30.097	15	B	1:24.283	27.826	29.412	27.045	117.2	30:30.031
9	A	1:23.468	27.406	29.173	26.889	118.4	13:53.565	16	B	1:23.784	27.507	29.374	26.903	117.9	31:53.815
10	A	1:29.517 B	27.809	29.383	32.325	110.4	15:23.082	17	B	1:29.015	29.673	31.839	27.503	111.0	33:22.830
11	A	5:04.816	4:03.926	31.890	29.000	32.4	20:27.898	18	B	1:23.816	27.618	29.171	27.027	117.9	34:46.646
12	A	1:36.734 B	29.350	32.398	34.986	102.2	22:04.632	19	B	1:35.820	28.512	38.425	28.883	103.1	36:22.466
13	B	10:25.114	9:24.320	31.534	29.260	15.8	32:29.746	20	B	1:27.690	29.129	30.590	27.971	112.7	37:50.156
14	B	1:30.743	29.528	32.082	29.133	108.9	34:00.489	21	B	1:27.084	28.997	30.145	27.942	113.5	39:17.240
15	B	1:22.750	27.129	28.967	26.654	119.4	35:23.239	22	B	1:27.190	28.853	30.249	28.088	113.3	40:44.430
16	B	1:33.973	29.712	35.027	29.234	105.2	36:57.212	23	B	1:34.561	29.204	36.119	29.238	104.5	42:18.991
17	B	1:23.046	27.199	29.067	26.780	119.0	38:20.258	24	B	1:28.584	29.053	29.483	30.048	111.6	43:47.575
18	B	1:36.811	31.494	36.201	29.116	102.1	39:57.069	25	B	1:24.078	27.491	29.375	27.212	117.5	45:11.653
19	B	1:22.769	27.104	29.003	26.662	119.4	41:19.838								
20	B	1:39.088	29.705	35.682	33.701	99.7	42:58.926								
21	B	1:40.722	33.696	36.501	30.525	98.1	44:39.648								
22	B	1:22.714	27.152	28.970	26.592	119.5	46:02.362								
3		Nelson PIQUET JR BRA													
		NEXTEV NIO						NextEv TCR Formula 002							
1	A	1:57.255	54.902	33.061	29.292	84.3	1:57.255	1	A	1:50.150	47.460	32.818	29.872	89.7	1:50.150
2	A	1:27.947	29.163	30.953	27.831	112.4	3:25.202	2	A	1:34.166	33.129	31.184	29.853	104.9	3:24.316
3	A	1:36.264 B	28.646	30.751	36.867	102.7	5:01.466	3	A	1:27.423	28.767	30.489	28.167	113.0	4:51.739
4	A	6:23.338	5:23.106	32.238	27.994	25.8	11:24.804	4	A	1:26.280	28.656	29.998	27.626	114.5	6:18.019
5	A	1:25.047	28.166	29.819	27.062	116.2	12:49.851	5	A	1:32.908	28.397	30.025	34.486	106.4	7:50.927
6	A	1:23.547	27.538	29.287	26.722	118.3	14:13.398	6	A	1:40.557 B	36.259	31.319	32.979	98.3	9:31.484
7	A	1:24.059	27.655	29.460	26.944	117.6	15:37.457	7	B	2:22.903	1:21.786	32.403	28.714	69.2	11:54.387
8	A	1:23.669	27.542	29.351	26.776	118.1	17:01.126	8	B	1:28.930	30.987	30.324	27.619	111.1	13:23.317
9	A	1:28.916 B	27.554	29.371	31.991	111.1	18:30.042	9	B	1:24.335	27.965	29.381	26.989	117.2	14:47.652
10	B	10:06.886	9:08.214	30.398	28.274	16.3	28:36.928	10	B	1:26.894	27.673	29.298	29.923	113.7	16:14.546
11	B	1:26.526	27.989	30.587	27.950	114.2	30:03.454	11	B	1:24.159	27.804	29.443	26.912	117.4	17:38.705
12	B	1:23.860	27.536	29.421	26.903	117.8	31:27.314	12	B	1:23.887	27.701	29.313	26.873	117.8	19:02.592
13	B	1:26.700	30.279	29.545	26.876	114.0	32:54.014	13	B	1:39.864	39.166	32.708	27.990	99.0	20:42.456
14	B	1:23.584	27.290	29.404	26.890	118.2	34:17.598	14	B	1:26.979	28.946	30.295	27.738	113.6	22:09.435
15	B	1:32.276	32.283	31.491	28.502	107.1	35:49.874	15	B	1:27.478	29.235	30.433	27.810	113.0	23:36.913
16	B	1:27.454	29.421	30.369	27.664	113.0	37:17.328	16	B	1:27.773	29.347	30.594	27.832	112.6	25:04.686
17	B	1:27.195	29.152	30.310	27.733	113.3	38:44.523	17	B	1:27.454	29.062	30.467	27.925	113.0	26:32.140
18	B	1:26.789	29.050	30.105	27.634	113.9	40:11.312	18	B	1:27.880	29.402	30.474	28.004	112.4	28:00.020
19	B	1:57.868 B	38.612	38.505	40.751	83.8	42:09.180	19	B	1:33.355 B	29.565	30.487	33.303	105.9	29:33.375
4		Tom DILLMANN FRA													
		Venturi Formula E Team						Venturi VM200-FE-02							
1	A	1:46.500	40.551	34.678	31.271	92.8	1:46.500	20	A	4:56.918	3:54.537	34.190	28.191	33.3	34:30.293
2	A	1:33.444	30.279	32.790	30.375	105.8	3:19.944	21	A	1:25.175	28.097	29.578	27.500	116.0	35:55.468
3	A	1:26.446	28.511	30.097	27.838	114.3	4:46.390	22	A	1:33.041	27.749	30.081	35.211	106.2	37:28.509
4	A	1:25.240	28.119	29.783	27.338	115.9	6:11.630	23	A	1:27.736	29.277	30.520	27.939	112.6	38:56.245
5	A	1:24.804	27.710	29.640	27.454	116.5	7:36.434	24	A	1:28.839	29.293	31.400	28.146	111.2	40:25.084
6	A	1:32.075 B	28.138	30.004	33.933	107.3	9:08.509	25	A	1:28.010	29.493	30.553	27.964	112.3	41:53.094
7	A	4:11.545	3:12.099	31.154	28.292	39.3	13:20.054	26	A	1:27.212	29.073	30.158	27.981	113.3	43:20.306
5		Loïc DUVAL FRA													
		Faraday Future Dragon Racing						Penske 701-EV							
1	A	5:21.382	4:20.125	32.587	28.670	30.7	5:21.382	27	A	1:27.974	29.366	30.192	28.416	112.3	44:48.280
2	A	1:27.039	29.327	30.330	27.382	113.5	6:48.421	28	A	1:27.191	29.124	30.317	27.750	113.3	46:15.471
3	A	1:24.435	27.879	29.408	27.148	117.0	8:12.856								
4	A	1:24.496	27.512	29.810	27.174	117.0	9:37.352								
5	A	1:30.983 B	27.904	29.575	33.504	108.6	11:08.335								



FIA Formula E Championship

Round 12 - Montreal ePrix

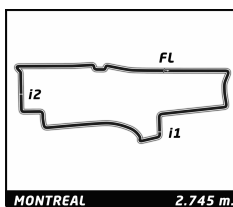
Non Qualifying Practice 3

Analysis

Official Timekeeper TAGHeuer

■ Personal Best ■ Session Best ■ B Crossing the finish line in pit lane

Lap	C	Time	Sector 1	Sector 2	Sector 3	Kph	Elapsed	Lap	Time	Sector 1	Sector 2	Sector 3	Kph	Elapsed	
6	A	4:03.477	3:05.918	30.555	27.004	40.6	15:11.812	17	B	1:25.686	28.414	29.564	27.708	115.3	32:24.071
7	A	1:23.517	27.404	29.266	26.847	118.3	16:35.329	18	B	1:21.840	26.892	28.726	26.222	120.7	33:45.911
8	A	1:24.641	27.526	30.118	26.997	116.8	17:59.970	19	B	1:30.480	29.883	33.347	27.250	109.2	35:16.391
9	A	1:23.758	27.547	29.460	26.751	118.0	19:23.728	20	B	1:23.312	27.306	29.211	26.795	118.6	36:39.703
10	A	1:29.819	B 27.975	29.543	32.301	110.0	20:53.547	21	B	1:35.807	30.474	33.575	31.758	103.1	38:15.510
11	B	9:58.156	9:00.225	30.503	27.428	16.5	30:51.703	22	B	1:23.327	27.424	29.210	26.693	118.6	39:38.837
12	B	1:25.164	28.291	29.870	27.003	116.0	32:16.867	23	B	1:23.565	27.308	29.254	27.003	118.3	41:02.402
13	B	1:23.524	27.389	29.486	26.649	118.3	33:40.391	24	B	1:33.729	B 30.720	30.339	32.670	105.4	42:36.131
14	B	1:29.438	B 28.112	29.663	31.663	110.5	35:09.829	9 Sébastien BUEMI CHE							
15	B	3:39.016	2:39.574	30.831	28.611	45.1	38:48.845	Renault e.dams Renault Z.E. 16							
16	B	1:23.347	27.192	29.144	27.011	118.6	40:12.192	1	B	1:28.362	27.144	31.872	29.346	111.8	1:28.362
17	B	1:32.772	28.653	35.942	28.177	106.5	41:44.964	2	B	1:30.148	29.873	31.437	28.838	109.6	2:58.510
18	B	1:23.454	27.351	29.212	26.891	118.4	43:08.418	3	B	1:28.217	29.640	30.669	27.908	112.0	4:26.727
19	B	1:23.373	27.302	29.306	26.765	118.5	44:31.791	4	B	1:27.080	29.273	30.165	27.642	113.5	5:53.807
20	B	1:23.391	27.406	29.264	26.721	118.5	45:55.182	5	B	1:26.233	28.711	29.983	27.539	114.6	7:20.040
7 Jérôme D'AMBROSIO BEL								Renault Z.E. 16							
Faraday Future Dragon Racing Penske 701-EV								6	B	1:26.104	28.610	29.998	27.496	114.8	8:46.144
1	A	4:08.580	3:02.688	34.393	31.499	39.8	4:08.580	7	B	1:28.095	28.576	30.501	29.018	112.2	10:14.239
2	A	1:30.148	30.073	31.249	28.826	109.6	5:38.728	8	B	1:25.864	28.551	29.899	27.414	115.1	11:40.103
3	A	1:28.581	29.563	30.868	28.150	111.6	7:07.309	9	B	1:31.941	B 29.154	29.840	32.947	107.5	13:12.044
4	A	1:36.725	29.811	38.180	28.734	102.2	8:44.034	10	B	5:11.569	4:11.691	31.279	28.599	31.7	18:23.613
5	A	1:26.872	28.861	30.170	27.841	113.8	10:10.906	11	B	1:23.567	27.477	29.153	26.937	118.3	19:47.180
6	A	1:37.478	36.189	33.154	28.135	101.4	11:48.384	12	B	1:40.701	34.740	37.471	28.490	98.1	21:27.881
7	A	1:26.278	28.691	30.090	27.497	114.5	13:14.662	13	B	1:23.019	27.208	29.056	26.755	119.0	22:50.900
8	A	1:30.238	30.433	31.102	28.703	109.5	14:44.900	14	B	1:37.902	32.591	37.097	28.214	100.9	24:28.802
9	A	1:24.038	27.777	29.416	26.845	117.6	16:08.938	15	B	1:23.120	27.273	29.036	26.811	118.9	25:51.922
10	A	1:30.021	B 27.683	29.330	33.008	109.8	17:38.959	16	B	1:37.902	B 31.568	32.741	33.593	100.9	27:29.824
11	B	14:30.328	...	31.850	29.103	11.4	32:09.287	17	A	5:46.908	4:46.901	31.341	28.666	28.5	33:16.732
12	B	1:28.644	29.593	30.775	28.276	111.5	33:37.931	18	A	1:28.219	29.633	31.507	27.079	112.0	34:44.951
13	B	1:23.848	27.580	29.322	26.946	117.9	35:01.779	19	A	1:22.133	27.600	28.495	26.038	120.3	36:07.084
14	B	1:23.443	27.408	29.270	26.765	118.4	36:25.222	20	A	1:45.906	34.320	39.269	32.317	93.3	37:52.990
15	B	1:41.575	32.497	38.349	30.729	97.3	38:06.797	21	A	1:51.299	39.559	37.264	34.476	88.8	39:44.289
16	B	1:28.942	28.712	32.537	27.693	111.1	39:35.739	22	A	1:22.945	27.180	28.974	26.791	119.1	41:07.234
17	B	1:23.002	27.116	29.189	26.697	119.1	40:58.741	23	A	1:38.973	B 31.612	33.785	33.576	99.8	42:46.207
18	B	1:29.990	28.532	33.412	28.046	109.8	42:28.731	24	A	3:36.096	2:36.927	31.278	27.891	45.7	46:22.303
19	B	1:23.277	27.260	29.249	26.768	118.7	43:52.008	11 Lucas DI GRASSI BRA							
20	B	1:32.780	27.800	32.027	32.953	106.5	45:24.788	ABT Schaeffler Audi Sport ABT Schaeffler FE02							
8 Nicolas PROST FRA								1	B	1:39.098	32.647	34.630	31.821	99.7	1:39.098
Renault e.dams Renault Z.E. 16								2	B	1:40.308	B 31.730	33.736	34.842	98.5	3:19.406
1	A	1:30.071	28.783	32.178	29.110	109.7	1:30.071	3	A	2:16.972	1:17.134	31.575	28.263	72.1	5:36.378
2	A	1:30.335	30.399	31.504	28.432	109.4	3:00.406	4	A	1:31.903	32.851	31.110	27.942	107.5	7:08.281
3	A	1:28.445	29.434	31.072	27.939	111.7	4:28.851	5	A	1:28.897	30.741	30.603	27.553	111.2	8:37.178
4	A	1:27.096	29.206	30.314	27.576	113.5	5:55.947	6	A	1:26.236	28.775	29.998	27.463	114.6	10:03.414
5	A	1:26.833	29.214	30.007	27.612	113.8	7:22.780	7	A	1:25.808	28.594	29.815	27.399	115.2	11:29.222
6	A	1:26.310	28.571	30.174	27.565	114.5	8:49.090	8	A	1:25.548	28.406	29.710	27.432	115.5	12:54.770
7	A	1:26.504	28.753	30.044	27.707	114.2	10:15.594	9	A	1:33.999	B 30.336	31.244	32.419	105.1	14:28.769
8	A	1:32.502	B 28.940	29.919	33.643	106.8	11:48.096	10	A	3:07.614	2:09.805	30.589	27.220	52.7	17:36.383
9	A	4:45.937	3:44.370	32.350	29.217	34.6	16:34.033	11	A	1:23.424	27.381	29.106	26.937	118.5	18:59.807
10	A	1:24.079	27.592	29.420	27.067	117.5	17:58.112	12	A	1:38.001	31.074	34.054	32.873	100.8	20:37.808
11	A	1:23.368	27.417	29.183	26.768	118.5	19:21.480	13	A	1:41.450	29.213	40.168	32.069	97.4	22:19.258
12	A	1:26.135	28.664	30.393	27.078	114.7	20:47.615	14	A	1:23.223	27.390	28.999	26.834	118.7	23:42.481
13	A	1:29.774	27.362	30.124	32.288	110.1	22:17.389	15	A	1:42.201	32.148	38.027	32.026	96.7	25:24.682
14	A	1:23.216	27.349	29.230	26.637	118.8	23:40.605	16	A	1:23.293	27.445	28.994	26.854	118.6	26:47.975
15	A	1:31.626	B 27.340	29.942	34.344	107.9	25:12.231	17	A	1:39.255	30.113	32.856	36.286	99.6	28:27.230
16	B	5:46.154	4:47.391	31.073	27.690	28.5	30:58.385	18	A	1:23.662	27.599	29.144	26.919	118.1	29:50.892
								19	A	1:34.174	B 30.016	30.181	33.977	104.9	31:25.066



FIA Formula E Championship

Round 12 - Montreal ePrix

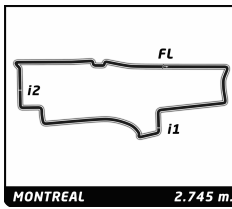
Non Qualifying Practice 3

Analysis

Official Timekeeper TAGHeuer

■ Personal Best ■ Session Best ■ Crossing the finish line in pit lane

Lap	C	Time	Sector 1	Sector 2	Sector 3	Kph	Elapsed	Lap	Time	Sector 1	Sector 2	Sector 3	Kph	Elapsed	
20	B	5:26.670	4:24.613	32.572	29.485	30.3	36:51.736	21	B	1:23.797	27.462	29.267	27.068	117.9	46:11.520
21	B	1:34.850	29.448	32.840	32.562	104.2	38:26.586	23 Nick HEIDFELD DEU Mahindra Racing Mahindra M3Electro							
22	B	1:21.442	26.897	28.513	26.032	121.3	39:48.028	1	A	4:10.331	3:03.862	35.119	31.350	39.5	4:10.331
23	B	1:35.442	31.231	31.423	32.788	103.5	41:23.470	2	A	1:38.226	28.989	33.905	35.332	100.6	5:48.557
24	B	4:14.469	3:16.570	30.175	27.724	38.8	45:37.939	3	A	1:25.418	28.230	29.800	27.388	115.7	7:13.975
19 Felix ROSENQVIST SWE Mahindra Racing Mahindra M3Electro								4	A	1:27.188	28.970	30.560	27.658	113.3	8:41.163
1	A	1:54.471	46.114	32.842	35.515	86.3	1:54.471	5	A	1:27.190	29.039	30.461	27.690	113.3	10:08.353
2	B	2:22.389	1:18.117	33.346	30.926	69.4	4:16.860	6	A	1:26.849	28.793	30.364	27.692	113.8	11:35.202
3	B	1:27.797	28.955	30.626	28.216	112.6	5:44.657	7	A	1:28.238	29.352	30.608	28.278	112.0	13:03.440
4	B	1:24.621	27.907	29.630	27.084	116.8	7:09.278	8	A	1:27.623	29.190	30.538	27.895	112.8	14:31.063
5	B	1:25.751	28.956	29.699	27.096	115.2	8:35.029	9	A	1:30.623	30.354	31.714	28.555	109.0	16:01.686
6	B	1:23.923	27.698	29.288	26.937	117.8	9:58.952	10	A	1:24.316	27.771	29.476	27.069	117.2	17:26.002
7	B	1:47.612	35.002	36.353	36.257	91.8	11:46.564	11	A	1:31.697	29.530	33.807	28.360	107.8	18:57.699
8	B	1:26.801	28.911	30.163	27.727	113.8	13:13.365	12	A	1:24.063	27.612	29.434	27.017	117.6	20:21.762
9	B	1:26.465	28.841	30.164	27.460	114.3	14:39.830	13	A	1:32.106	27.543	31.268	33.295	107.3	21:53.868
10	B	1:26.336	28.844	30.162	27.330	114.5	16:06.166	14	B	6:50.899	5:50.037	32.396	28.466	24.0	28:44.767
11	B	1:26.257	28.800	30.036	27.421	114.6	17:32.423	15	B	1:28.830	28.426	29.811	30.593	111.2	30:13.597
12	B	1:26.477	28.949	30.039	27.489	114.3	18:58.900	16	B	1:24.016	27.604	29.389	27.023	117.6	31:37.613
13	B	1:36.673	35.765	32.347	28.561	102.2	20:35.573	17	B	1:28.360	29.400	30.031	28.929	111.8	33:05.973
14	B	1:23.643	27.548	29.207	26.888	118.1	21:59.216	18	B	1:32.426	29.624	30.121	32.681	106.9	34:38.399
15	B	1:40.120	27.959	36.401	35.760	98.7	23:39.336	19	B	1:25.065	27.548	29.544	27.973	116.2	36:03.464
16	A	6:57.787	5:57.651	31.586	28.550	23.7	30:37.123	20	B	1:33.811	27.596	29.843	36.372	105.3	37:37.275
17	A	1:25.170	28.268	29.751	27.151	116.0	32:02.293	21	B	5:16.635	4:14.804	30.952	30.879	31.2	42:53.910
18	A	1:23.778	27.731	29.347	26.700	118.0	33:26.071	22	B	1:24.062	27.612	29.214	27.236	117.6	44:17.972
19	A	1:25.851	27.360	31.461	27.030	115.1	34:51.922	23	B	1:23.977	27.669	29.228	27.080	117.7	45:41.949
20	A	1:23.687	27.333	29.279	27.075	118.1	36:15.609	25 Jean-Eric VERGNE FRA TECHEETAH Renault Z.E. 16							
21	A	1:38.653	27.336	42.708	28.609	100.2	37:54.262	1	A	2:04.888	1:03.453	32.581	28.854	79.1	2:04.888
22	A	1:30.235	28.354	34.896	26.985	109.5	39:24.497	2	A	1:28.129	29.613	30.744	27.772	112.1	3:33.017
23	A	1:22.607	27.176	28.939	26.492	119.6	40:47.104	3	A	1:26.761	29.168	30.186	27.407	113.9	4:59.778
24	A	1:29.244	27.923	34.261	27.060	110.7	42:16.348	4	A	1:26.911	29.038	30.479	27.394	113.7	6:26.689
25	A	1:23.353	27.168	29.041	27.144	118.6	43:39.701	5	A	1:26.499	28.865	29.911	27.723	114.2	7:53.188
26	A	1:24.287	27.852	29.530	26.905	117.2	45:03.988	6	A	1:26.595	28.911	30.097	27.587	114.1	9:19.783
20 Mitch EVANS NZL Panasonic Jaguar Racing Jaguar I-Type 1								7	A	1:26.067	28.633	30.017	27.417	114.8	10:45.850
1	B	2:15.764	1:02.314	38.882	34.568	72.8	2:15.764	8	A	1:26.581	28.625	30.135	27.821	114.1	12:12.431
2	B	1:46.716	34.202	35.676	36.838	92.6	4:02.480	9	A	1:31.809	29.010	29.916	32.883	107.6	13:44.240
3	A	2:16.251	1:16.073	31.155	29.023	72.5	6:18.731	10	A	4:56.102	3:55.313	32.270	28.519	33.4	18:40.342
4	A	1:27.137	29.119	30.489	27.529	113.4	7:45.868	11	A	1:23.665	27.468	29.109	27.088	118.1	20:04.007
5	A	1:26.336	28.651	30.205	27.480	114.5	9:12.204	12	A	1:40.171	30.445	38.479	31.247	98.7	21:44.178
6	A	1:27.175	29.203	30.411	27.561	113.4	10:39.379	13	A	1:23.151	27.296	29.110	26.745	118.8	23:07.329
7	A	1:26.280	28.820	30.020	27.440	114.5	12:05.659	14	A	1:31.762	27.517	29.248	34.997	107.7	24:39.091
8	A	1:26.933	28.783	30.541	27.609	113.7	13:32.592	15	B	7:46.983	6:42.642	34.838	29.503	21.2	32:26.074
9	A	1:27.146	29.125	30.231	27.790	113.4	14:59.738	16	B	1:29.822	29.907	31.574	28.341	110.0	33:55.896
10	A	1:26.932	29.118	30.420	27.394	113.7	16:26.670	17	B	1:23.163	27.333	28.990	26.840	118.8	35:19.059
11	A	1:46.521	33.726	40.462	32.333	92.8	18:13.191	18	B	1:49.150	27.370	46.384	35.396	90.5	37:08.209
12	A	1:29.776	31.048	31.199	27.529	110.1	19:42.967	19	B	1:23.712	27.261	29.136	27.315	118.0	38:31.921
13	A	1:23.467	27.556	29.308	26.603	118.4	21:06.434	20	B	1:34.748	31.123	34.259	29.366	104.3	40:06.669
14	A	1:40.308	30.789	32.297	32.222	98.5	22:46.742	21	B	1:28.645	27.191	28.989	32.465	111.5	41:35.314
15	B	14:38.171	...	35.967	32.817	11.3	37:24.913	22	B	1:42.271	27.411	34.760	40.100	96.6	43:17.585
16	B	1:34.951	34.600	33.119	27.232	104.1	38:59.864	23	B	1:23.025	27.190	29.002	26.833	119.0	44:40.610
17	B	1:22.874	27.227	29.017	26.630	119.2	40:22.738	24	B	1:32.922	28.690	32.889	31.343	106.3	46:13.532
18	B	1:23.047	27.179	29.150	26.718	119.0	41:45.785	27 Robin FRIJNS NLD Andretti Formula E Andretti ATEC-02							
19	B	1:38.098	30.688	34.680	32.730	100.7	43:23.883								
20	B	1:23.840	27.314	29.199	27.327	117.9	44:47.723								



FIA Formula E Championship

Round 12 - Montreal ePrix

Non Qualifying Practice 3

Analysis

Official Timekeeper

■ Personal Best ■ Session Best ■ B Crossing the finish line in pit lane

Lap	C	Time	Sector 1	Sector 2	Sector 3	Kph	Elapsed	Lap	Time	Sector 1	Sector 2	Sector 3	Kph	Elapsed	
1	A	2:29.640	1:25.016	34.259	30.365	66.0	2:29.640	11	B	1:26.066	28.652	30.002	27.412	114.8	20:12.223
2	A	1:34.202	30.192	30.580	33.430	104.9	4:03.842	12	B	1:26.047	28.582	30.091	27.374	114.8	21:38.270
3	A	1:25.368	28.146	29.814	27.408	115.8	5:29.210	13	B	1:31.140 B	28.345	30.045	32.750	108.4	23:09.410
4	A	1:24.390	27.709	29.638	27.043	117.1	6:53.600	14	A	6:58.877	6:01.131	30.364	27.382	23.6	30:08.287
5	A	1:30.448 B	27.780	29.734	32.934	109.3	8:24.048	15	A	1:24.341	27.872	29.447	27.022	117.2	31:32.628
6	A	5:12.005	4:06.338	36.681	28.986	31.7	13:36.053	16	A	1:24.473	28.059	29.414	27.000	117.0	32:57.101
7	A	1:26.350	28.754	29.903	27.693	114.4	15:02.403	17	A	1:24.211	27.672	29.521	27.018	117.3	34:21.312
8	A	1:26.175	28.560	29.850	27.765	114.7	16:28.578	18	A	1:38.347	32.910	35.460	29.977	100.5	35:59.659
9	A	1:26.046	28.575	29.980	27.491	114.8	17:54.624	19	A	1:38.277	33.723	35.468	29.086	100.6	37:37.936
10	A	1:26.352	28.849	29.976	27.527	114.4	19:20.976	20	A	1:23.595	27.723	29.213	26.659	118.2	39:01.531
11	A	1:32.764	32.997	31.152	28.615	106.5	20:53.740	21	A	1:31.052 B	27.487	30.541	33.024	108.5	40:32.583
12	A	1:26.656	28.755	30.133	27.768	114.0	22:20.396	22	A	2:28.426	1:26.007	33.153	29.266	66.6	43:01.009
13	A	1:31.581 B	28.697	30.227	32.657	107.9	23:51.977	23	A	1:23.750	27.488	29.131	27.131	118.0	44:24.759
14	B	9:51.098	8:49.185	34.098	27.815	16.7	33:43.075	24	A	1:23.402	27.527	29.143	26.732	118.5	45:48.161
15	B	1:28.309	28.803	31.640	27.866	111.9	35:11.384								
16	B	1:23.930	27.615	29.253	27.062	117.7	36:35.314								
17	B	1:26.882	27.509	30.673	28.700	113.7	38:02.196								
18	B	1:26.600	27.582	29.338	29.680	114.1	39:28.796								
19	B	1:27.312	27.369	29.741	30.202	113.2	40:56.108								
20	B	1:32.084 B	27.535	29.295	35.254	107.3	42:28.192								

28

Antonio Felix DA COSTA

PRT

Andretti Formula E

Andretti ATEC-02

1	B	1:51.417	49.151	32.483	29.783	88.7	1:51.417
2	B	1:31.059	30.613	31.254	29.192	108.5	3:22.476
3	B	1:30.130	30.110	31.384	28.636	109.6	4:52.606
4	B	1:27.780	29.367	30.492	27.921	112.6	6:20.386
5	B	1:27.438	29.482	30.398	27.558	113.0	7:47.824
6	B	1:26.706	28.907	30.156	27.643	114.0	9:14.530
7	B	1:26.737	29.064	30.143	27.530	113.9	10:41.267
8	B	1:32.157 B	29.094	30.038	33.025	107.2	12:13.424
9	B	7:01.834	6:03.661	30.770	27.403	23.4	19:15.258
10	B	1:24.560	27.830	29.721	27.009	116.9	20:39.818
11	B	1:24.337	27.915	29.517	26.905	117.2	22:04.155
12	B	1:24.206	27.475	29.434	27.297	117.4	23:28.361
13	B	1:44.191	36.669	39.811	27.711	94.8	25:12.552
14	B	1:23.745	27.504	29.354	26.887	118.0	26:36.297
15	B	1:34.724 B	28.123	30.591	36.010	104.3	28:11.021
16	A	6:52.152 B	5:45.095	31.844	35.213	24.0	35:03.173
17	A	1:57.680	57.221	32.119	28.340	84.0	37:00.853
18	A	1:28.581	28.676	30.632	29.273	111.6	38:29.434
19	A	1:22.550	26.975	29.259	26.316	119.7	39:51.984
20	A	1:35.829 B	29.992	32.308	33.529	103.1	41:27.813
21	A	3:46.911	2:49.803	29.851	27.257	43.6	45:14.724

33

Stéphane SARRAZIN

FRA

TECHEETAH

Renault Z.E. 16

1	B	1:59.596	56.172	33.271	30.153	82.6	1:59.596
2	B	1:30.055	30.224	31.381	28.450	109.7	3:29.651
3	B	1:28.805	29.787	31.046	27.972	111.3	4:58.456
4	B	1:27.565	29.173	30.652	27.740	112.9	6:26.021
5	B	1:28.569	28.947	31.853	27.769	111.6	7:54.590
6	B	1:31.903 B	29.014	30.181	32.708	107.5	9:26.493
7	B	5:02.012	4:02.153	31.728	28.131	32.7	14:28.505
8	B	1:26.213	28.936	29.992	27.285	114.6	15:54.718
9	B	1:25.682	28.422	29.969	27.291	115.3	17:20.400
10	B	1:25.757	28.503	29.900	27.354	115.2	18:46.157

37

José Maria LOPEZ

ARG

DS Virgin Racing

DS Virgin DSV-02

1	A	1:36.046	33.722	33.479	28.845	102.9	1:36.046
2	A	1:30.223	30.020	31.822	28.381	109.5	3:06.269
3	A	1:28.444	29.523	31.225	27.696	111.7	4:34.713
4	A	1:27.362	28.867	30.677	27.818	113.1	6:02.075
5	A	1:26.503	28.656	30.471	27.376	114.2	7:28.578
6	A	1:25.917	28.481	30.077	27.359	115.0	8:54.495
7	A	1:33.444 B	28.606	30.260	34.578	105.8	10:27.939
8	A	6:57.236	5:57.411	32.352	27.473	23.7	17:25.175
9	A	1:23.840	27.595	29.102	27.143	117.9	18:49.015
10	A	1:23.708	27.327	29.198	27.183	118.1	20:12.723
11	A	2:12.593	38.005	45.775	48.813	74.5	22:25.316
12	A	1:46.726	36.688	39.787	30.251	92.6	24:12.042
13	A	1:29.890 B	27.526	29.086	33.278	109.9	25:41.932
14	B	8:58.694	7:51.316	37.079	30.299	18.3	34:40.626
15	B	1:25.370	27.324	28.853	29.193	115.8	36:05.996
16	B	1:50.914	34.377	39.373	37.164	89.1	37:56.910
17	B	1:22.666	27.188	28.858	26.620	119.5	39:19.576
18	B	1:46.049	28.782	39.934	37.333	93.2	41:05.625
19	B	1:42.477	35.433	36.603	30.441	96.4	42:48.102
20	B	1:22.695	27.184	28.891	26.620	119.5	44:10.797
21	B	1:23.370	27.305	29.287	26.778	118.5	45:34.167

47

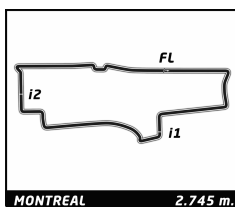
Adam CARROLL

GBR

Panasonic Jaguar Racing

Jaguar I-Type 1

1	A	4:20.677	3:18.079	32.896	29.702	37.9	4:20.677
2	A	1:29.000	29.661	30.770	28.569	111.0	5:49.677
3	A	1:27.478	29.173	30.368	27.937	113.0	7:17.155
4	A	1:27.788	28.970	30.666	28.152	112.6	8:44.943
5	A	1:29.618	29.260	31.334	29.024	110.3	10:14.561
6	A	1:26.621	29.069	29.941	27.611	114.1	11:41.182
7	A	1:26.634	28.902	30.077	27.655	114.1	13:07.816
8	A	1:29.837	28.840	31.636	29.361	110.0	14:37.653
9	A	1:24.853	28.076	29.687	27.090	116.5	16:02.506
10	A	1:23.861	27.632	29.380	26.849	117.8	17:26.367
11	A	1:31.068 B	27.707	30.007	33.354	108.5	18:57.435
12	B	18:27.853	...	38.851	29.751	8.9	37:25.288
13	B	1:25.707	28.289	29.915	27.503	115.3	38:50.995
14	B	1:23.388	27.614	29.121	26.653	118.5	40:14.383
15	B	1:25.670	27.691	30.472	27.507	115.3	41:40.053
16	B	1:23.584	27.475	29.184	26.925	118.2	43:03.637



FIA Formula E Championship

Round 12 - Montreal ePrix

Non Qualifying Practice 3

Analysis

Official Timekeeper TAG Heuer

■ Personal Best ■ Session Best B Crossing the finish line in pit lane

Lap	C	Time	Sector 1	Sector 2	Sector 3	Kph	Elapsed	Lap	Time	Sector 1	Sector 2	Sector 3	Kph	Elapsed
17	B	1:25.756	27.392	30.033	28.331	115.2	44:29.393							
18	B	1:23.398	27.472	29.173	26.753	118.5	45:52.791							

66 Daniel ABT		DEU												
ABT Schaeffler Audi Sport		ABT Schaeffler FE02												
Lap	C	Time	Sector 1	Sector 2	Sector 3	Kph	Elapsed	Lap	Time	Sector 1	Sector 2	Sector 3	Kph	Elapsed
1	A	1:33.557	31.300	32.966	29.291	105.6	1:33.557							
2	A	1:34.331	B 29.845	31.342	33.144	104.8	3:07.888							
3	B	2:27.638	B 1:20.715	32.941	33.982	66.9	5:35.526							
4	B	2:52.089	1:49.547	31.728	30.814	57.4	8:27.615							
5	B	1:27.510	29.118	29.882	28.510	112.9	9:55.125							
6	B	1:24.741	28.217	29.477	27.047	116.6	11:19.866							
7	B	1:24.045	27.637	29.569	26.839	117.6	12:43.911							
8	B	1:51.658	29.365	52.438	29.855	88.5	14:35.569							
9	B	1:47.588	31.468	44.824	31.296	91.9	16:23.157							
10	B	1:23.644	27.663	29.304	26.677	118.1	17:46.801							
11	B	1:23.324	27.313	29.174	26.837	118.6	19:10.125							
12	B	1:55.851	36.438	48.813	30.600	85.3	21:05.976							
13	B	1:23.231	27.374	29.141	26.716	118.7	22:29.207							
14	B	1:32.670	30.092	32.734	29.844	106.6	24:01.877							
15	B	1:31.842	B 27.713	30.492	33.637	107.6	25:33.719							
16	A	7:01.785	5:59.965	32.574	29.246	23.4	32:35.504							
17	A	1:31.520	28.680	30.875	31.965	108.0	34:07.024							
18	A	1:54.636	B 27.213	28.511	58.912	86.2	36:01.660							
19	A	6:09.223	5:08.158	32.870	28.195	26.8	42:10.883							
20	A	1:27.063	28.949	30.129	27.985	113.5	43:37.946							
21	A	1:28.092	29.958	30.281	27.853	112.2	45:06.038							

88 Oliver TURVEY		GBR												
NEXTEV NIO		NextEV TCR Formula 002												
Lap	C	Time	Sector 1	Sector 2	Sector 3	Kph	Elapsed	Lap	Time	Sector 1	Sector 2	Sector 3	Kph	Elapsed
1	A	2:10.235	1:04.282	34.654	31.299	75.9	2:10.235							
2	A	1:31.114	31.032	31.571	28.511	108.5	3:41.349							
3	A	1:25.744	28.321	29.917	27.506	115.3	5:07.093							
4	A	1:33.496	B 28.342	30.103	35.051	105.7	6:40.589							
5	A	5:47.189	4:44.235	33.129	29.825	28.5	12:27.778							
6	A	1:25.244	28.137	29.888	27.219	115.9	13:53.022							
7	A	1:24.121	27.745	29.451	26.925	117.5	15:17.143							
8	A	1:23.808	27.544	29.423	26.841	117.9	16:40.951							
9	A	1:29.182	27.648	30.463	31.071	110.8	18:10.133							
10	A	1:32.578	B 27.684	29.974	34.920	106.7	19:42.711							
11	B	9:06.697	8:04.512	32.554	29.631	18.1	28:49.408							
12	B	1:32.519	30.971	32.628	28.920	106.8	30:21.927							
13	B	1:23.915	27.631	29.257	27.027	117.8	31:45.842							
14	B	1:23.603	27.632	29.208	26.763	118.2	33:09.445							
15	B	1:38.944	27.562	30.981	40.401	99.9	34:48.389							
16	B	1:28.536	29.558	30.206	28.772	111.6	36:16.925							
17	B	1:28.315	29.171	30.226	28.918	111.9	37:45.240							
18	B	1:30.153	30.458	31.669	28.026	109.6	39:15.393							
19	B	1:23.623	27.500	29.211	26.912	118.2	40:39.016							
20	B	1:23.356	27.419	29.188	26.749	118.6	42:02.372							
21	B	1:40.828	30.750	37.283	32.795	98.0	43:43.200							
22	B	1:23.514	27.515	29.181	26.818	118.3	45:06.714							