

FIA Formula E Championship

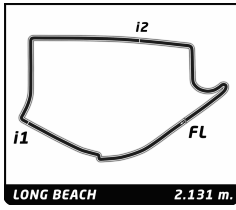
Round 6 - Long Beach ePrix

Race

Analysis

Official Timekeeper 

							■ Personal Best ■ Session Best ■ Crossing the finish line in pit lane								
Lap	C	Time	Sector 1	Sector 2	Sector 3	Kph	Elapsed	Lap	Time	Sector 1	Sector 2	Sector 3	Kph	Elapsed	
1 Nelson PIQUET JR							BRA								
NEXTEV TCR Formula E Team							NEXTEV TCR FormulaE 001								
1	B	1:12.109	26.660	21.469	23.980	106.4	1:12.109	20	B	59.756	18.628	19.532	21.596	128.4	19:56.588
2	B	1:02.119	19.384	20.032	22.703	123.5	2:14.228	21	B	1:05.599B	18.449	19.560	27.590	116.9	21:02.187
3	B	1:02.131	19.172	19.891	23.068	123.5	3:16.359	22	A	1:53.564	1:12.140	19.834	21.590	67.6	22:55.751
4	B	1:01.767	20.348	19.635	21.784	124.2	4:18.126	23	A	1:18.583	18.528	19.405	40.650	97.6	24:14.334
5	B	1:00.245	19.026	19.629	21.590	127.3	5:18.371	24	A	59.682	18.630	19.338	21.714	128.5	25:14.016
6	B	59.635	18.393	19.741	21.501	128.6	6:18.006	25	A	59.551	18.393	19.415	21.743	128.8	26:13.567
7	B	1:00.475	18.635	19.708	22.132	126.9	7:18.481	26	A	59.345	18.375	19.401	21.569	129.3	27:12.912
8	B	59.886	18.679	19.648	21.559	128.1	8:18.367	27	A	59.287	18.408	19.374	21.505	129.4	28:12.199
9	B	1:00.253	18.638	19.678	21.937	127.3	9:18.620	28	A	59.494	18.437	19.458	21.599	128.9	29:11.693
10	B	1:00.479	18.610	19.713	22.156	126.8	10:19.099	29	A	59.647	18.412	19.599	21.636	128.6	30:11.340
11	B	1:00.731	18.774	19.675	22.282	126.3	11:19.830	30	A	59.443	18.362	19.537	21.544	129.1	31:10.783
12	B	1:00.729	18.795	19.910	22.024	126.3	12:20.559	31	A	59.595	18.475	19.494	21.626	128.7	32:10.378
13	B	1:00.235	18.829	19.626	21.780	127.4	13:20.794	32	A	59.384	18.371	19.516	21.497	129.2	33:09.762
14	B	1:00.217	18.714	19.692	21.811	127.4	14:21.011	33	A	59.984	18.898	19.686	21.400	127.9	34:09.746
15	B	1:00.406	19.057	19.627	21.722	127.0	15:21.417	34	A	59.454	18.443	19.466	21.545	129.0	35:09.200
16	B	1:01.349	19.609	19.965	21.775	125.0	16:22.766	35	A	1:04.122	18.393	19.503	26.226	119.6	36:13.322
17	B	1:00.766	18.816	19.655	22.295	126.2	17:23.532	36	A	1:52.969	26.093	40.005	46.871	67.9	38:06.291
18	B	1:00.506	18.818	19.664	22.024	126.8	18:24.038	37	A	2:16.597	45.502	45.036	46.059	56.2	40:22.888
19	B	1:00.717	18.946	19.736	22.035	126.4	19:24.755	38	A	1:55.830	44.498	42.963	28.369	66.2	42:18.718
20	B	1:01.902	19.193	20.232	22.477	123.9	20:26.657	39	A	59.855	18.622	19.570	21.663	128.2	43:18.573
21	B	1:09.789B	20.082	20.781	28.926	109.9	21:36.446	40	A	59.234	18.207	19.314	21.713	129.5	44:17.807
22	A	2:06.695	1:23.695	20.669	22.331	60.6	23:43.141	41	A	59.004	18.033	19.391	21.580	130.0	45:16.811
23	A	1:01.797	19.381	19.963	22.453	124.1	24:44.938								
24	A	1:01.859	20.018	19.671	22.170	124.0	25:46.797								
25	A	1:01.723	18.808	20.234	22.681	124.3	26:48.520								
26	A	59.947	18.900	19.410	21.637	128.0	27:48.467								
27	A	58.584	18.158	19.299	21.127	131.0	28:47.051								
28	A	1:01.393	18.164	20.358	22.871	125.0	29:48.444								
29	A	1:03.089	18.289	20.238	24.562	121.6	30:51.533								
30	A	1:01.685	19.276	20.063	22.346	124.4	31:53.218								
31	A	1:03.336	20.504	20.050	22.782	121.1	32:56.554								
32	A	59.620	18.485	19.444	21.691	128.7	33:56.174								
2 Sam BIRD							GBR								
DS Virgin Racing Formula E Team							Virgin Racing Engineering DSV-01								
1	B	1:02.060	19.445	20.287	22.328	123.6	1:02.060								
2	B	1:00.507	18.699	19.826	21.982	126.8	2:02.567								
3	B	59.897	18.556	19.526	21.815	128.1	3:02.464								
4	B	59.998	18.623	19.532	21.843	127.9	4:02.462								
5	B	59.983	18.582	19.699	21.702	127.9	5:02.445								
6	B	59.584	18.442	19.445	21.697	128.8	6:02.029								
7	B	59.507	18.540	19.430	21.537	128.9	7:01.536								
8	B	59.627	18.415	19.462	21.750	128.7	8:01.163								
9	B	59.219	18.246	19.383	21.590	129.5	9:00.382								
10	B	59.559	18.375	19.550	21.634	128.8	9:59.941								
11	B	59.889	18.402	19.617	21.870	128.1	10:59.830								
12	B	1:00.342	18.433	19.438	22.471	127.1	12:00.172								
13	B	59.493	18.377	19.577	21.539	128.9	12:59.665								
14	B	59.384	18.326	19.484	21.574	129.2	13:59.049								
15	B	59.487	18.293	19.527	21.667	129.0	14:58.536								
16	B	59.271	18.334	19.432	21.505	129.4	15:57.807								
17	B	59.496	18.383	19.480	21.633	128.9	16:57.303								
18	B	59.590	18.447	19.501	21.642	128.7	17:56.893								
19	B	59.939	18.492	19.625	21.822	128.0	18:56.832								
4 Stéphane SARRAZIN							FRA								
Venturi Formula E Team							Venturi VM200-FE-01								
1	B	1:03.392	20.650	20.236	22.506	121.0	1:03.392								
2	B	1:00.346	18.761	19.704	21.881	127.1	2:03.738								
3	B	1:00.065	18.593	19.585	21.887	127.7	3:03.803								
4	B	59.791	18.464	19.635	21.692	128.3	4:03.594								
5	B	59.806	18.499	19.572	21.735	128.3	5:03.400								
6	B	59.596	18.566	19.455	21.575	128.7	6:02.996								
7	B	59.760	18.626	19.557	21.577	128.4	7:02.756								
8	B	59.419	18.317	19.569	21.533	129.1	8:02.175								
9	B	59.487	18.372	19.473	21.642	129.0	9:01.662								
10	B	59.347	18.485	19.403	21.459	129.3	10:01.009								
11	B	59.627	18.304	19.440	21.883	128.7	11:00.636								
12	B	1:00.105	18.593	19.449	22.063	127.6	12:00.741								
13	B	59.758	18.487	19.557	21.714	128.4	13:00.499								
14	B	59.340	18.358	19.389	21.593	129.3	13:59.839								
15	B	59.454	18.345	19.388	21.721	129.0	14:59.293								
16	B	59.614	18.446	19.437	21.731	128.7	15:58.907								
17	B	59.640	18.399	19.466	21.775	128.6	16:58.547								
18	B	59.861	18.393	19.603	21.865	128.2	17:58.408								
19	B	1:00.029	18.631	19.548	21.850	127.8	18:58.437								
20	B	1:00.842	18.778	19.876	22.188	126.1	19:59.279								
21	A	1:41.873B	19.051	20.147	1:02.675	75.3	21:41.152								
22	A	1:18.213	36.623	19.847	21.743	98.1	22:59.365								
23	A	59.440	18.408	19.339	21.693	129.1	23:58.805								
24	A	59.263	18.292	19.441	21.530	129.5	24:58.068								
25	A	59.206	18.315	19.399	21.492	129.6	25:57.274								
26	A	59.331	18.481	19.325	21.525	129.3	26:56.605								
27	A	59.391	18.363	19.349	21.679	129.2	27:55.996								
28	A	59.382	18.425	19.446	21.511	129.2	28:55.378								
29	A	59.400	18.382	19.456	21.562	129.2	29:54.778								
30	A	59.550	18.441	19.458	21.651	128.8	30:54.328								
31	A	59.484	18.452	19.343	21.689	129.0	31:53.812								
32	A	59.308	18.376	19.497	21.435	129.4	32:53.120								



FIA Formula E Championship

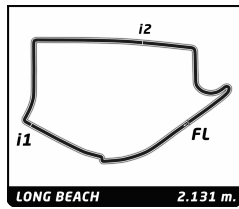
Round 6 - Long Beach ePrix

Race

Analysis

Official Timekeeper 

Personal Best							Session Best		B Crossing the finish line in pit lane						
Lap	C	Time	Sector 1	Sector 2	Sector 3	Kph	Elapsed	Lap	Time	Sector 1	Sector 2	Sector 3	Kph	Elapsed	
33	A	59.437	18.494	19.433	21.510	129.1	33:52.557	2	A	1:01.788	19.318	20.306	22.164	124.2	2:09.570
34	A	59.447	18.405	19.434	21.608	129.0	34:52.004	3	A	1:00.576	18.796	19.796	21.984	126.6	3:10.146
35	A	1:00.178	18.812	19.650	21.716	127.5	35:52.182	4	A	1:00.172	18.592	19.712	21.868	127.5	4:10.318
36	A	2:06.815	30.273	50.304	46.238	60.5	37:58.997	5	A	1:00.125	18.640	19.630	21.855	127.6	5:10.443
37	A	2:17.929	45.677	46.409	45.843	55.6	40:16.926	6	A	59.818	18.523	19.607	21.688	128.2	6:10.261
38	A	1:58.298	45.039	44.554	28.705	64.8	42:15.224	7	A	59.943	18.443	19.636	21.864	128.0	7:10.204
39	A	59.387	18.343	19.466	21.578	129.2	43:14.611	8	A	59.813	18.405	19.674	21.734	128.3	8:10.017
40	A	58.849	18.042	19.402	21.405	130.4	44:13.460	9	A	59.875	18.396	19.717	21.762	128.1	9:09.892
41	A	58.909	18.011	19.368	21.530	130.2	45:12.369	10	A	59.988	18.516	19.632	21.840	127.9	10:09.880
6 Loïc DUVAL FRA Dragon Racing Venturi VM200-FE-01															
1	A	1:10.193	26.093	21.145	22.955	109.3	1:10.193	11	A	1:00.302	18.464	19.796	22.042	127.2	11:15.824
2	A	1:02.558	19.025	20.374	23.159	122.6	2:12.751	12	A	1:00.063	18.546	19.740	21.777	127.7	12:15.887
3	A	1:01.998	18.835	19.967	23.196	123.7	3:14.749	13	A	1:00.104	18.414	19.832	21.858	127.6	13:15.991
4	A	1:00.301	18.522	19.832	21.947	127.2	4:15.050	14	A	1:00.372	18.510	19.998	21.864	127.1	14:16.363
5	A	1:00.498	18.454	19.920	22.124	126.8	5:15.548	15	A	1:00.200	18.461	19.768	21.971	127.4	15:16.563
6	A	59.856	18.492	19.598	21.766	128.2	6:15.404	16	A	1:00.408	18.620	19.920	21.868	127.0	16:16.971
7	A	59.914	18.188	19.866	21.860	128.0	7:15.318	17	A	1:00.324	18.546	19.857	21.921	127.2	17:17.295
8	A	59.871	18.444	19.718	21.709	128.1	8:15.189	18	A	1:00.324	18.414	19.878	22.032	127.2	18:17.619
9	A	59.971	18.387	19.732	21.852	127.9	9:15.160	19	A	1:00.730	18.636	20.038	22.056	126.3	19:18.349
10	A	1:00.362	18.449	20.002	21.911	127.1	10:15.522	20	A	1:06.649 B	18.837	20.012	27.800	115.1	20:24.998
11	A	1:00.302	18.464	19.796	22.042	127.2	11:15.824	21	B	1:54.785	1:11.901	20.181	22.703	66.8	22:19.783
12	A	1:00.063	18.546	19.740	21.777	127.7	12:15.887	22	B	1:00.770	18.859	19.772	22.139	126.2	23:20.553
13	A	1:00.104	18.414	19.832	21.858	127.6	13:15.991	23	B	1:00.478	18.673	19.868	21.937	126.8	24:21.031
14	A	1:00.372	18.510	19.998	21.864	127.1	14:16.363	24	B	1:00.249	18.565	19.700	21.984	127.3	25:21.280
15	A	1:00.200	18.461	19.768	21.971	127.4	15:16.563	25	B	1:00.179	18.677	19.596	21.906	127.5	26:21.459
16	A	1:00.408	18.620	19.920	21.868	127.0	16:16.971	26	B	1:00.108	18.512	19.703	21.893	127.6	27:21.567
17	A	1:00.324	18.546	19.857	21.921	127.2	17:17.295	27	B	1:00.138	18.649	19.635	21.854	127.6	28:21.705
18	A	1:00.324	18.414	19.878	22.032	127.2	18:17.619	28	B	1:00.084	18.564	19.682	21.838	127.7	29:21.789
19	A	1:00.730	18.636	20.038	22.056	126.3	19:18.349	29	B	1:00.293	18.484	19.882	21.927	127.2	30:22.082
20	A	1:06.649 B	18.837	20.012	27.800	115.1	20:24.998	30	B	59.936	18.391	19.667	21.878	128.0	31:22.018
21	B	1:54.785	1:11.901	20.181	22.703	66.8	22:19.783	31	B	59.924	18.497	19.655	21.772	128.0	32:21.942
22	B	1:00.770	18.859	19.772	22.139	126.2	23:20.553	32	B	59.880	18.431	19.703	21.746	128.1	33:21.822
23	B	1:00.478	18.673	19.868	21.937	126.8	24:21.031	33	B	1:00.267	18.462	19.823	21.982	127.3	34:22.089
24	B	1:00.249	18.565	19.700	21.984	127.3	25:21.280	34	B	1:00.139	18.625	19.669	21.845	127.6	35:22.228
25	B	1:00.179	18.677	19.596	21.906	127.5	26:21.459	35	B	1:08.521	18.868	21.051	28.602	112.0	36:30.749
26	B	1:00.108	18.512	19.703	21.893	127.6	27:21.567	36	B	1:38.893	27.280	27.218	44.395	77.6	38:09.642
27	B	1:00.138	18.649	19.635	21.854	127.6	28:21.705	37	B	2:16.515	45.053	44.777	46.685	56.2	40:26.157
28	B	1:00.084	18.564	19.682	21.838	127.7	29:21.789	38	B	1:54.686	44.435	41.274	28.977	66.9	42:20.843
29	B	1:00.293	18.484	19.882	21.927	127.2	30:22.082	39	B	1:00.248	18.764	19.643	21.841	127.3	43:21.091
30	B	59.936	18.391	19.667	21.878	128.0	31:22.018	40	B	59.196	18.269	19.559	21.368	129.6	44:20.287
31	B	59.924	18.497	19.655	21.772	128.0	32:21.942	41	B	59.352	18.200	19.689	21.463	129.3	45:19.639
32	B	59.880	18.431	19.703	21.746	128.1	33:21.822	8 Nicolas PROST FRA Renault e.Dams Renault Z.E 15							
33	B	1:00.267	18.462	19.823	21.982	127.3	34:22.089	1	A	1:06.317	22.861	20.987	22.469	115.7	1:06.317
34	B	1:00.139	18.625	19.669	21.845	127.6	35:22.228	2	A	1:01.073	19.299	19.863	21.911	125.6	2:07.390
35	B	1:08.521	18.868	21.051	28.602	112.0	36:30.749	3	A	1:00.644	18.833	19.615	22.196	126.5	3:08.034
36	B	1:38.893	27.280	27.218	44.395	77.6	38:09.642	4	A	59.611	18.415	19.476	21.720	128.7	4:07.645
37	B	2:16.515	45.053	44.777	46.685	56.2	40:26.157	5	A	1:00.012	18.677	19.491	21.844	127.8	5:07.657
38	B	1:54.686	44.435	41.274	28.977	66.9	42:20.843	6	A	59.592	18.751	19.406	21.435	128.7	6:07.249
39	B	1:00.248	18.764	19.643	21.841	127.3	43:21.091	7	A	59.885	18.719	19.462	21.704	128.1	7:07.134
40	B	59.196	18.269	19.559	21.368	129.6	44:20.287	8	A	59.516	18.519	19.467	21.530	128.9	8:06.650
41	B	59.352	18.200	19.689	21.463	129.3	45:19.639	9	A	59.575	18.498	19.410	21.667	128.8	9:06.225
7 Jérôme D'AMBROSIO BEL Dragon Racing Venturi VM200-FE-01							10 A 59.872 18.605 19.511 21.756 128.1 10:06.097 11 A 59.946 18.540 19.526 21.880 128.0 11:06.043 12 A 1:00.244 18.806 19.641 21.797 127.3 12:06.287 13 A 59.858 18.608 19.482 21.768 128.2 13:06.145 14 A 1:00.187 18.728 19.737 21.722 127.5 14:06.332								



FIA Formula E Championship

Round 6 - Long Beach ePrix

Race

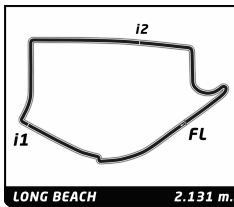
Analysis

Official Timekeeper **TAGHeuer**

Lap	C	Time	Sector 1	Sector 2	Sector 3	Kph	Elapsed	Lap	Time	Sector 1	Sector 2	Sector 3	Kph	Elapsed	
15	A	1:00.006	18.506	19.603	21.897	127.8	15:06.338	28	A	57.938	17.805	19.065	21.068	132.4	30:37.488
16	A	1:00.128	18.690	19.667	21.771	127.6	16:06.466	29	A	1:06.752	20.782	22.942	23.028	114.9	31:44.240
17	A	1:00.513	18.740	19.819	21.954	126.8	17:06.979	30	A	57.955	17.819	19.107	21.029	132.4	32:42.195
18	A	1:00.616	18.887	19.740	21.989	126.6	18:07.595	31	A	1:07.192	20.251	21.837	25.104	114.2	33:49.387
19	A	1:00.421	18.858	19.699	21.864	127.0	19:08.016	32	A	1:08.449	19.857	23.818	24.774	112.1	34:57.836
20	A	1:00.227	18.643	19.751	21.833	127.4	20:08.243	33	A	1:09.764	19.793	25.457	24.514	110.0	36:07.600
21	A	1:06.266	18.795	19.850	27.621	115.8	21:14.509	34	A	1:56.984	24.216	46.090	46.678	65.6	38:04.584
22	B	1:52.177	1:10.164	20.052	21.961	68.4	23:06.686	35	A	2:16.612	45.556	45.126	45.930	56.2	40:21.196
23	B	1:00.479	18.939	19.610	21.930	126.8	24:07.165	36	A	1:56.735	44.787	42.931	29.017	65.7	42:17.931
24	B	59.710	18.418	19.464	21.828	128.5	25:06.875	37	A	1:15.918	27.475	23.130	25.313	101.1	43:33.849
25	B	59.635	18.251	19.524	21.860	128.6	26:06.510	38	A	1:17.068	20.836	21.584	34.648	99.5	44:50.917
26	B	59.557	18.465	19.417	21.675	128.8	27:06.067								
27	B	59.388	18.273	19.558	21.557	129.2	28:05.455								
28	B	59.537	18.280	19.625	21.632	128.9	29:04.992								
29	B	59.574	18.387	19.642	21.545	128.8	30:04.566								
30	B	1:06.241	18.662	19.657	27.922	115.8	31:10.807								
31	B	1:17.279	35.821	19.812	21.646	99.3	32:28.086								
32	B	59.335	18.300	19.529	21.506	129.3	33:27.421								
33	B	59.298	18.164	19.542	21.592	129.4	34:26.719								
34	B	59.700	18.579	19.523	21.598	128.5	35:26.419								
35	B	1:09.445	18.314	20.309	30.822	110.5	36:35.864								
36	B	1:38.931	26.453	26.223	46.255	77.5	38:14.795								
37	B	2:15.991	44.931	44.093	46.967	56.4	40:30.786								
38	B	1:51.825	43.730	40.220	27.875	68.6	42:22.611								
39	B	1:00.684	18.694	19.785	22.205	126.4	43:23.295								
40	B	59.671	18.673	19.465	21.533	128.6	44:22.966								
41	B	59.821	18.205	19.634	21.982	128.2	45:22.787								

9 Sébastien BUEMI		CHE					
Renault e.Dams		Renault Z.E 15					
1	B	1:05.945	22.795	20.654	22.496	116.3	1:05.945
2	B	1:00.745	19.191	19.758	21.796	126.3	2:06.690
3	B	1:00.233	18.769	19.497	21.967	127.4	3:06.923
4	B	59.300	18.473	19.360	21.467	129.4	4:06.223
5	B	59.435	18.543	19.396	21.496	129.1	5:05.658
6	B	59.808	18.516	19.235	22.057	128.3	6:05.466
7	B	59.296	18.456	19.394	21.446	129.4	7:04.762
8	B	59.723	18.466	19.391	21.866	128.5	8:04.485
9	B	58.902	18.313	19.308	21.281	130.2	9:03.387
10	B	59.188	18.358	19.374	21.456	129.6	10:02.575
11	B	1:02.615	18.490	19.371	24.754	122.5	11:05.190
12	B	1:00.100	18.769	19.646	21.685	127.6	12:05.290
13	B	59.595	18.443	19.530	21.622	128.7	13:04.885
14	B	59.666	18.479	19.551	21.636	128.6	14:04.551
15	B	1:05.586	18.677	19.523	27.386	117.0	15:10.137
16	A	1:55.615	1:12.292	20.656	22.667	66.4	17:05.752
17	A	1:04.075	19.286	20.937	23.852	119.7	18:09.827
18	A	1:18.343	25.071	26.255	27.017	97.9	19:28.170
19	A	1:06.380	18.417	20.705	27.258	115.6	20:34.550
20	A	58.561	18.024	19.207	21.330	131.0	21:33.111
21	A	1:08.448	22.330	23.322	22.796	112.1	22:41.559
22	A	58.543	17.917	19.110	21.516	131.0	23:40.102
23	A	1:12.981	20.664	22.436	29.881	105.1	24:53.083
24	A	1:27.812	40.614	21.257	25.941	87.4	26:20.895
25	A	1:12.312	25.344	24.838	22.130	106.1	27:33.207
26	A	58.084	17.905	19.088	21.091	132.1	28:31.291
27	A	1:08.259	20.633	23.543	24.083	112.4	29:39.550

11 Lucas DI GRASSI		BRA					
ABT Schaeffler Audi Sport		ABT Schaeffler FE01					
1	B	1:02.623	19.940	20.375	22.308	122.5	1:02.623
2	B	1:00.386	18.861	19.660	21.865	127.0	2:03.009
3	B	59.924	18.765	19.458	21.701	128.0	3:02.933
4	B	59.996	18.635	19.483	21.878	127.9	4:02.929
5	B	59.930	18.776	19.436	21.718	128.0	5:02.859
6	B	59.697	18.653	19.376	21.668	128.5	6:02.556
7	B	59.599	18.605	19.413	21.581	128.7	7:02.155
8	B	59.591	18.455	19.502	21.634	128.7	8:01.746
9	B	59.203	18.274	19.384	21.545	129.6	9:00.949
10	B	59.505	18.499	19.361	21.645	128.9	10:00.454
11	B	59.765	18.395	19.357	22.013	128.4	11:00.219
12	B	59.431	18.436	19.258	21.737	129.1	11:59.650
13	B	59.278	18.502	19.511	21.265	129.4	12:58.928
14	B	59.221	18.440	19.371	21.410	129.5	13:58.149
15	B	59.454	18.581	19.476	21.397	129.0	14:57.603
16	B	59.151	18.375	19.439	21.337	129.7	15:56.754
17	B	59.699	18.616	19.460	21.623	128.5	16:56.453
18	B	59.620	18.485	19.483	21.652	128.7	17:56.073
19	B	59.806	18.521	19.672	21.613	128.3	18:55.879
20	B	1:00.007	18.651	19.608	21.748	127.8	19:55.886
21	B	1:05.616	18.394	19.747	27.475	116.9	21:01.502
22	A	1:53.520	1:11.798	20.077	21.645	67.6	22:55.022
23	A	59.203	18.397	19.411	21.395	129.6	23:54.225
24	A	59.463	18.544	19.305	21.614	129.0	24:53.688
25	A	59.411	18.414	19.415	21.582	129.1	25:53.099
26	A	59.589	18.461	19.328	21.800	128.7	26:52.688
27	A	59.652	18.481	19.610	21.561	128.6	27:52.340
28	A	59.453	18.455	19.517	21.481	129.0	28:51.793
29	A	59.049	18.335	19.287	21.427	129.9	29:50.842
30	A	59.514	18.363	19.408	21.743	128.9	30:50.356
31	A	59.329	18.523	19.466	21.340	129.3	31:49.685
32	A	59.178	18.366	19.413	21.399	129.6	32:48.863
33	A	59.385	18.362	19.496	21.527	129.2	33:48.248
34	A	59.580	18.463	19.447	21.670	128.8	34:47.828
35	A	1:00.213	18.758	19.889	21.566	127.4	35:48.041
36	A	2:10.024	32.238	51.611	46.175	59.0	37:58.065
37	A	2:18.034	45.626	46.749	45.659	55.6	40:16.099
38	A	1:58.554	45.113	44.836	28.605	64.7	42:14.653
39	A	59.233	18.223	19.467	21.543	129.5	43:13.886
40	A	58.765	18.106	19.367	21.292	130.5	44:12.651
41	A	58.931	18.110	19.487	21.334	130.2	45:11.582



FIA Formula E Championship

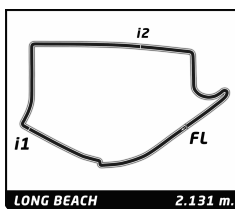
Round 6 - Long Beach ePrix

Race

Analysis

Official Timekeeper

Lap	C	Time	Sector 1	Sector 2	Sector 3	Kph	Elapsed	Lap	Time	Sector 1	Sector 2	Sector 3	Kph	Elapsed	
12 Mike CONWAY GBR															
Venturi Formula E Team				Venturi VM200-FE-01											
1	B	1:11.547	25.873	22.039	23.635	107.2	1:11.547	11	B	1:00.182	18.498	19.828	21.856	127.5	11:09.226
2	B	1:02.032	19.397	19.924	22.711	123.7	2:13.579	12	B	1:00.708	18.749	19.804	22.155	126.4	12:09.934
3	B	1:02.653	19.234	19.879	23.540	122.4	3:16.232	13	B	1:00.400	19.054	19.567	21.779	127.0	13:10.334
4	B	1:01.570	19.951	19.545	22.074	124.6	4:17.802	14	B	1:00.399	18.835	19.797	21.767	127.0	14:10.733
5	B	59.594	18.299	19.575	21.720	128.7	5:17.396	15	B	1:00.111	18.812	19.678	21.621	127.6	15:10.844
6	B	59.956	18.381	19.606	21.969	128.0	6:17.352	16	B	1:00.409	18.814	19.855	21.740	127.0	16:11.253
7	B	1:00.094	18.628	19.665	21.801	127.7	7:17.446	17	B	1:00.096	18.707	19.805	21.584	127.7	17:11.349
8	B	59.999	18.367	19.573	22.059	127.9	8:17.445	18	B	1:00.475	18.964	19.739	21.772	126.9	18:11.824
9	B	1:00.185	18.561	19.692	21.932	127.5	9:17.630	19	B	1:00.552	18.821	19.771	21.960	126.7	19:12.376
10	B	59.997	18.288	19.803	21.906	127.9	10:17.627	20	B	1:01.414	19.107	19.982	22.325	124.9	20:13.790
11	B	1:00.459	18.513	19.717	22.229	126.9	11:18.086	21	B	1:00.991	18.966	19.954	22.071	125.8	21:14.781
12	B	1:00.123	18.599	19.795	21.729	127.6	12:18.209	22	B	1:05.320 B	18.524	19.509	27.287	117.4	22:20.101
13	B	1:00.402	18.642	19.716	22.044	127.0	13:18.611	23	A	1:53.305	1:11.623	19.870	21.812	67.7	24:13.406
14	B	59.694	18.367	19.562	21.765	128.5	14:18.305	24	A	59.922	18.856	19.458	21.608	128.0	25:13.328
15	B	1:00.119	18.593	19.738	21.788	127.6	15:18.424	25	A	59.721	18.604	19.574	21.543	128.5	26:13.049
16	B	1:00.324	18.417	19.704	22.203	127.2	16:18.748	26	A	59.439	18.488	19.457	21.494	129.1	27:12.488
17	B	1:00.525	18.683	19.789	22.053	126.8	17:19.273	27	A	59.431	18.499	19.439	21.493	129.1	28:11.919
18	B	1:00.224	18.572	19.634	22.018	127.4	18:19.497	28	A	59.404	18.370	19.453	21.581	129.1	29:11.323
19	B	1:01.099	18.742	19.974	22.383	125.6	19:20.596	29	A	59.623	18.563	19.502	21.558	128.7	30:10.946
20	B	1:02.124	18.959	20.448	22.717	123.5	20:22.720	30	A	59.531	18.457	19.494	21.580	128.9	31:10.477
21	B	1:11.446 B	20.318	20.159	30.969	107.4	21:34.166	31	A	59.490	18.474	19.517	21.499	129.0	32:09.967
22	A	1:58.354	1:13.616	21.775	22.963	64.8	23:32.520	32	A	59.418	18.470	19.455	21.493	129.1	33:09.385
23	A	59.103	18.379	19.429	21.295	129.8	24:31.623	33	A	59.310	18.279	19.568	21.463	129.3	34:08.695
24	A	59.013	18.302	19.369	21.342	130.0	25:30.636	34	A	1:00.054	19.032	19.472	21.550	127.7	35:08.749
25	A	59.440	18.323	19.557	21.560	129.1	26:30.076	35	A	1:03.250	18.439	19.496	25.315	121.3	36:11.999
26	A	59.512	18.322	19.593	21.597	128.9	27:29.588	36	A	1:53.477	26.611	40.120	46.746	67.6	38:05.476
27	A	59.389	18.274	19.544	21.571	129.2	28:28.977	37	A	2:16.441	45.543	44.963	45.935	56.2	40:21.917
28	A	59.354	18.383	19.450	21.521	129.3	29:28.331	38	A	1:56.426	44.739	43.169	28.518	65.9	42:18.343
29	A	59.322	18.427	19.486	21.409	129.3	30:27.653	39	A	59.797	18.711	19.539	21.547	128.3	43:18.140
30	A	59.127	18.307	19.419	21.401	129.7	31:26.780	40	A	59.174	18.365	19.374	21.435	129.6	44:17.314
31	A	59.650	18.313	19.425	21.912	128.6	32:26.430	41	A	59.236	18.281	19.426	21.529	129.5	45:16.550
32	A	59.322	18.380	19.476	21.466	129.3	33:25.752								
33	A	59.318	18.377	19.396	21.545	129.3	34:25.070								
34	A	59.577	18.374	19.518	21.685	128.8	35:24.647								
35	A	1:09.735	18.688	20.169	30.878	110.0	36:34.382								
36	A	1:39.421	27.125	26.106	46.190	77.2	38:13.803								
37	A	2:15.976	44.680	44.195	47.101	56.4	40:29.779								
38	A	1:52.406	43.873	40.337	28.196	68.2	42:22.185								
39	A	1:00.803	18.516	19.677	22.610	126.2	43:22.988								
40	A	59.140	18.434	19.289	21.417	129.7	44:22.128								
41	A	1:00.354	18.624	19.534	22.196	127.1	45:22.482								
21 Bruno SENNA BRA															
Mahindra Racing Formula E Team				Mahindra M2ELECTRO											
1	B	1:06.995	23.585	20.731	22.679	114.5	1:06.995								
2	B	1:01.361	19.131	20.019	22.211	125.0	2:08.356								
3	B	1:00.843	18.895	20.099	21.849	126.1	3:09.199								
4	B	1:00.319	18.717	19.764	21.838	127.2	4:09.518								
5	B	1:00.123	18.666	19.721	21.736	127.6	5:09.641								
6	B	59.850	18.596	19.683	21.571	128.2	6:09.491								
7	B	59.980	18.605	19.710	21.665	127.9	7:09.471								
8	B	59.915	18.617	19.700	21.598	128.0	8:09.386								
9	B	59.767	18.580	19.608	21.579	128.4	9:09.153								
10	B	59.891	18.666	19.645	21.580	128.1	10:09.044								
23 Nick HEIDFELD DEU															
Mahindra Racing Formula E Team				Mahindra M2ELECTRO											
1	A	1:04.368	21.336	20.432	22.600	119.2	1:04.368								
2	A	1:00.371	18.699	19.848	21.824	127.1	2:04.739								
3	A	1:03.050	18.681	20.015	24.354	121.7	3:07.789								
4	A	1:00.659	19.211	19.755	21.693	126.5	4:08.448								
5	A	1:00.075	18.537	19.691	21.847	127.7	5:08.523								
6	A	59.711	18.383	19.653	21.675	128.5	6:08.234								
7	A	59.793	18.672	19.529	21.592	128.3	7:08.027								
8	A	59.800	18.421	19.766	21.613	128.3	8:07.827								
9	A	59.613	18.431	19.646	21.536	128.7	9:07.440								
10	A	1:00.320	18.772	19.673	21.875	127.2	10:07.760								
11	A	1:00.563	18.650	19.536	22.377	126.7	11:08.323								
12	A	1:00.583	19.063	19.740	21.780	126.6	12:08.906								
13	A	1:00.393	18.609	19.713	22.071	127.0	13:09.299								
14	A	59.736	18.578	19.625	21.533	128.4	14:09.035								
15	A	59.999	18.717	19.667	21.615	127.9	15:09.034								
16	A	59.931	18.662	19.705	21.564	128.0	16:08.965								
17	A	59.838	18.603	19.538	21.697	128.2	17:08.803								
18	A	1:00.172	18.501	19.661	22.010	127.5	18:08.975								
19	A	1:00.410	18.695	19.963	21.752	127.0	19:09.385								
20	A	1:00.311	18.776	19.731	21.804	127.2	20:09.696								
21	A	1:00.373	18.843	19.727	21.803	127.1	21:10.069								
22	A	1:06.203 B	18.826	19.903	27.474	115.9	22:16.272								
23	B	1:54.052	1:11.846	20.068	22.138	67.3	24:10.324								



FIA Formula E Championship

Round 6 - Long Beach ePrix

Race

Analysis

Official Timekeeper

■ Personal Best
 ■ Session Best
 ■ B Crossing the finish line in pit lane

Lap	C	Time	Sector 1	Sector 2	Sector 3	Kph	Elapsed
24	B	59.825	18.609	19.592	21.624	128.2	25:10.149
25	B	59.461	18.260	19.481	21.720	129.0	26:09.610
26	B	59.363	18.438	19.472	21.453	129.2	27:08.973
27	B	58.947	18.166	19.486	21.295	130.1	28:07.920
28	B	59.314	18.194	19.423	21.697	129.3	29:07.234
29	B	59.144	18.245	19.484	21.415	129.7	30:06.378
30	B	59.010	18.138	19.417	21.455	130.0	31:05.388
31	B	58.670	18.023	19.394	21.253	130.8	32:04.058
32	B	58.744	18.192	19.377	21.175	130.6	33:02.802
33	B	58.706	18.030	19.366	21.310	130.7	34:01.508
34	B	59.491	18.834	19.410	21.247	129.0	35:00.999
35	B	59.993	18.584	19.567	21.842	127.9	36:00.992
36	B	2:00.443	27.758	46.217	46.468	63.7	38:01.435
37	B	2:17.489	45.712	45.979	45.798	55.8	40:18.924
38	B	1:57.356	45.008	43.813	28.535	65.4	42:16.280
39	B	59.649	18.675	19.472	21.502	128.6	43:15.929
40	B	58.879	18.241	19.401	21.237	130.3	44:14.808
41	B	59.117	18.091	19.460	21.566	129.8	45:13.925

25
Jean-Eric VERGNE FRA
DS Virgin Racing Formula E Team Virgin Racing Engineering DSV-01

1	B	1:08.569	24.879	21.171	22.519	111.9	1:08.569	
2	B	1:01.346	18.837	20.124	22.385	125.1	2:09.915	
3	B	1:00.811	18.904	19.801	22.106	126.2	3:10.726	
4	B	1:00.059	18.619	19.483	21.957	127.7	4:10.785	
5	B	1:00.087	18.494	19.625	21.968	127.7	5:10.872	
6	B	59.954	18.410	19.734	21.810	128.0	6:10.826	
7	B	59.788	18.362	19.574	21.852	128.3	7:10.614	
8	B	1:00.015	18.292	19.682	22.041	127.8	8:10.629	
9	B	59.716	18.285	19.574	21.857	128.5	9:10.345	
10	B	1:00.061	18.443	19.691	21.927	127.7	10:10.406	
11	B	1:00.225	18.428	19.586	22.211	127.4	11:10.631	
12	B	1:00.351	18.558	19.663	22.130	127.1	12:10.982	
13	B	1:00.755	18.605	19.886	22.264	126.3	13:11.737	
14	B	1:00.964	18.588	19.730	22.646	125.8	14:12.701	
15	B	1:00.211	18.574	19.612	22.025	127.4	15:12.912	
16	B	59.714	18.355	19.528	21.831	128.5	16:12.626	
17	B	1:00.461	18.511	19.936	22.014	126.9	17:13.087	
18	B	1:01.105	19.204	19.850	22.051	125.5	18:14.192	
19	B	1:01.439	19.457	20.083	21.899	124.9	19:15.631	
20	B	1:06.201	B	19.296	19.740	27.165	115.9	20:21.832
21	A	1:54.242	1:12.751	19.874	21.617	67.2	22:16.074	
22	A	1:00.209	18.530	19.515	22.164	127.4	23:16.283	
23	A	1:01.523	18.856	20.408	22.259	124.7	24:17.806	
24	A	1:00.331	18.786	19.581	21.964	127.2	25:18.137	
25	A	59.993	18.479	19.775	21.739	127.9	26:18.130	
26	A	59.795	18.371	19.483	21.941	128.3	27:17.925	
27	A	1:00.108	18.810	19.675	21.623	127.6	28:18.033	
28	A	1:01.427	19.626	19.706	22.095	124.9	29:19.460	
29	A	59.428	18.290	19.542	21.596	129.1	30:18.888	
30	A	59.645	18.435	19.476	21.734	128.6	31:18.533	
31	A	59.661	18.520	19.423	21.718	128.6	32:18.194	
32	A	1:00.665	18.799	19.918	21.948	126.5	33:18.859	
33	A	1:01.241	19.098	19.872	22.271	125.3	34:20.100	
34	A	1:01.304	19.232	19.761	22.311	125.1	35:21.404	
35	A	1:08.911	19.434	20.959	28.518	111.3	36:30.315	
36	A	1:38.278	27.231	26.908	44.139	78.1	38:08.593	

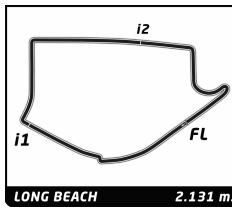
37	A	2:16.896	45.091	44.846	46.959	56.0	40:25.489	
38	A	1:54.628	44.277	41.697	28.654	66.9	42:20.117	
39	A	1:02.879	19.075	19.565	24.239	122.0	43:22.996	
40	A	1:13.713	B	21.563	20.557	31.593	104.1	44:36.709

27
Robin FRUNTS NED
Andretti Formula E Race Team SRT01-e

1	B	1:04.618	21.720	20.238	22.660	118.7	1:04.618	
2	B	1:00.619	18.807	19.820	21.992	126.6	2:05.237	
3	B	1:00.185	18.449	19.638	22.098	127.5	3:05.422	
4	B	59.723	18.290	19.685	21.748	128.5	4:05.145	
5	B	59.672	18.294	19.485	21.893	128.6	5:04.817	
6	B	59.589	18.138	19.546	21.905	128.7	6:04.406	
7	B	59.504	18.206	19.620	21.678	128.9	7:03.910	
8	B	59.370	18.129	19.539	21.702	129.2	8:03.280	
9	B	59.503	18.133	19.611	21.759	128.9	9:02.783	
10	B	59.391	18.141	19.579	21.671	129.2	10:02.174	
11	B	1:05.674	18.313	19.646	27.715	116.8	11:07.848	
12	B	1:01.806	19.141	19.905	22.760	124.1	12:09.654	
13	B	1:01.186	18.903	19.842	22.441	125.4	13:10.840	
14	B	1:01.537	18.642	19.923	22.972	124.7	14:12.377	
15	B	1:06.464	B	18.528	19.835	28.101	115.4	15:18.841
16	A	2:02.008	1:19.153	20.458	22.397	62.9	17:20.849	
17	A	1:01.044	18.905	19.815	22.324	125.7	18:21.893	
18	A	1:01.848	19.007	20.188	22.653	124.0	19:23.741	
19	A	1:05.199	20.998	20.949	23.252	117.7	20:28.940	
20	A	1:03.844	19.316	20.912	23.616	120.2	21:32.784	
21	A	1:04.110	19.579	20.794	23.737	119.7	22:36.894	
22	A	1:02.976	19.308	20.436	23.232	121.8	23:39.870	
23	A	1:03.054	19.099	20.800	23.155	121.7	24:42.924	
24	A	1:04.923	19.596	21.332	23.995	118.2	25:47.847	
25	A	1:03.939	19.162	21.503	23.274	120.0	26:51.786	
26	A	1:03.489	20.137	20.539	22.813	120.8	27:55.275	
27	A	1:03.788	20.373	20.672	22.743	120.3	28:59.063	
28	A	1:01.185	19.201	20.146	21.838	125.4	30:00.248	
29	A	1:00.055	18.301	19.348	22.406	127.7	31:00.303	
30	A	1:07.374	21.622	21.869	23.883	113.9	32:07.677	
31	A	1:04.435	19.331	21.577	23.527	119.1	33:12.112	
32	A	1:04.537	19.163	21.659	23.715	118.9	34:16.649	
33	A	1:03.549	19.388	20.648	23.513	120.7	35:20.198	
34	A	1:17.519	22.775	24.014	30.730	99.0	36:37.717	
35	A	1:38.478	29.297	27.664	41.517	77.9	38:16.195	
36	A	2:15.274	44.661	44.394	46.219	56.7	40:31.469	
37	A	1:53.790	45.437	40.565	27.788	67.4	42:25.259	
38	A	1:02.542	19.563	20.338	22.641	122.7	43:27.801	
39	A	1:03.278	19.501	20.726	23.051	121.2	44:31.079	
40	A	1:04.078	19.891	20.914	23.273	119.7	45:35.157	

28
Simona DE SILVESTRO CHE
Andretti Formula E Race Team SRT01-e

1	A	1:09.277	25.135	21.216	22.926	110.7	1:09.277
2	A	1:01.583	18.865	20.102	22.616	124.6	2:10.860
3	A	1:00.713	18.824	19.702	22.187	126.4	3:11.573
4	A	1:00.005	18.609	19.522	21.874	127.8	4:11.578
5	A	1:00.229	18.550	19.604	22.075	127.4	5:11.807
6	A	59.682	18.362	19.450	21.870	128.5	6:11.489
7	A	59.799	18.400	19.526	21.873	128.3	7:11.288



FIA Formula E Championship

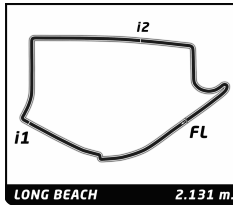
Round 6 - Long Beach ePrix

Race

Analysis

Official Timekeeper

Lap	C	Time	Sector 1	Sector 2	Sector 3	Kph	Elapsed	Lap	Time	Sector 1	Sector 2	Sector 3	Kph	Elapsed								
8	A	59.982	18.460	19.620	21.902	127.9	8:11.270	21	B	1:07.596 B	18.945	20.025	28.626	113.5	21:24.801							
9	A	59.776	18.415	19.565	21.796	128.3	9:11.046	22	A	1:55.305	1:13.087	20.303	21.915	66.5	23:20.106							
10	A	59.983	18.479	19.493	22.011	127.9	10:11.029	23	A	1:00.042	18.543	19.625	21.874	127.8	24:20.148							
11	A	1:00.283	18.433	19.543	22.307	127.3	11:11.312	24	A	58.977	18.217	19.381	21.379	130.1	25:19.125							
12	A	1:00.307	18.487	19.535	22.285	127.2	12:11.619	25	A	59.524	18.177	19.632	21.715	128.9	26:18.649							
13	A	1:00.731	18.552	19.709	22.470	126.3	13:12.350	26	A	59.718	18.281	19.428	22.009	128.5	27:18.367							
14	A	1:01.557	20.072	19.692	21.793	124.6	14:13.907	27	A	1:00.036	18.241	20.299	21.496	127.8	28:18.403							
15	A	1:00.498	18.508	19.658	22.332	126.8	15:14.405	28	A	59.862	18.827	19.524	21.511	128.2	29:18.265							
16	A	1:00.277	18.582	19.680	22.015	127.3	16:14.682	29	A	59.078	18.210	19.461	21.407	129.9	30:17.343							
17	A	59.972	18.602	19.576	21.794	127.9	17:14.654	30	A	59.290	18.313	19.591	21.386	129.4	31:16.633							
18	A	1:00.525	18.573	19.749	22.203	126.8	18:15.179	31	A	59.400	18.290	19.519	21.591	129.2	32:16.033							
19	A	1:02.358	18.866	20.610	22.882	123.0	19:17.537	32	A	1:01.436	19.011	20.486	21.939	124.9	33:17.469							
20	A	1:00.997	18.782	19.854	22.361	125.8	20:18.534	33	A	1:07.064 B	19.735	20.037	27.292	114.4	34:24.533							
21	A	1:07.587 B	19.101	20.210	28.276	113.5	21:26.121	<div style="border: 1px solid black; padding: 5px;"> 66 Daniel ABT DEU ABT Schaeffler Audi Sport ABT Schaeffler FE01 </div>							1	B	1:05.189	22.216	20.415	22.558	117.7	1:05.189
22	B	1:55.673	1:13.307	20.267	22.099	66.3	23:21.794								2	B	1:00.534	18.932	19.820	21.782	126.7	2:05.723
23	B	1:00.074	18.619	19.496	21.959	127.7	24:21.868	3	B	1:00.419	18.693	19.831	21.895	127.0	3:06.142							
24	B	59.971	18.481	19.411	22.079	127.9	25:21.839	4	B	59.542	18.323	19.644	21.575	128.8	4:05.684							
25	B	1:00.268	18.610	19.475	22.183	127.3	26:22.107	5	B	59.460	18.456	19.477	21.527	129.0	5:05.144							
26	B	1:00.027	18.569	19.505	21.953	127.8	27:22.134	6	B	59.868	18.528	19.503	21.837	128.1	6:05.012							
27	B	1:00.154	18.641	19.594	21.919	127.5	28:22.288	7	B	59.448	18.338	19.454	21.656	129.0	7:04.460							
28	B	1:00.129	18.521	19.532	22.076	127.6	29:22.417	8	B	1:00.546	18.332	19.536	22.678	126.7	8:05.006							
29	B	1:00.295	18.552	19.603	22.140	127.2	30:22.712	9	B	59.583	18.543	19.544	21.496	128.8	9:04.589							
30	B	59.950	18.536	19.559	21.855	128.0	31:22.662	10	B	59.456	18.310	19.534	21.612	129.0	10:04.045							
31	B	59.856	18.463	19.579	21.814	128.2	32:22.518	11	B	1:00.117	18.524	19.470	22.123	127.6	11:04.162							
32	B	59.927	18.525	19.540	21.862	128.0	33:22.445	12	B	59.575	18.400	19.427	21.748	128.8	12:03.737							
33	B	1:00.074	18.473	19.559	22.042	127.7	34:22.519	13	B	59.572	18.476	19.467	21.629	128.8	13:03.309							
34	B	1:00.308	18.550	19.621	22.137	127.2	35:22.827	14	B	59.543	18.466	19.490	21.587	128.8	14:02.852							
35	B	1:08.281	18.597	20.966	28.718	112.4	36:31.108	15	B	59.697	18.715	19.467	21.515	128.5	15:02.549							
36	B	1:39.501	27.647	26.989	44.865	77.1	38:10.609	16	B	59.544	18.476	19.465	21.603	128.8	16:02.093							
37	B	2:16.561	45.064	44.690	46.807	56.2	40:27.170	17	B	59.847	18.530	19.572	21.745	128.2	17:01.940							
38	B	1:54.203	44.078	41.027	29.098	67.2	42:21.373	18	B	1:00.218	18.689	19.569	21.960	127.4	18:02.158							
39	B	1:00.837	18.639	19.769	22.429	126.1	43:22.210	19	B	1:00.335	18.776	19.730	21.829	127.2	19:02.493							
40	B	59.681	18.411	19.566	21.704	128.5	44:21.891	20	B	1:00.157	18.674	19.650	21.833	127.5	20:02.650							
41	B	1:00.196	18.551	19.753	21.892	127.4	45:22.087	21	B	1:07.606 B	18.979	20.285	28.342	113.5	21:10.256							
<div style="border: 1px solid black; padding: 5px;"> 55 Antonio Felix DA COSTA PRT Team Aguri SRT01-e </div>								22	A	1:53.836	1:11.413	20.444	21.979	67.4	23:04.092							
								23	A	1:00.426	18.656	19.646	22.124	127.0	24:04.518							
1	B	1:10.932	26.476	21.577	22.879	108.2	1:10.932	24	A	59.711	18.361	19.700	21.650	128.5	25:04.229							
2	B	1:01.900	18.678	20.359	22.863	123.9	2:12.832	25	A	59.883	18.431	19.492	21.960	128.1	26:04.112							
3	B	1:01.454	19.220	19.809	22.425	124.8	3:14.286	26	A	59.651	18.490	19.506	21.655	128.6	27:03.763							
4	B	59.623	18.296	19.598	21.729	128.7	4:13.909	27	A	59.588	18.451	19.477	21.660	128.7	28:03.351							
5	B	1:00.563	18.782	20.097	21.684	126.7	5:14.472	28	A	59.238	18.191	19.558	21.489	129.5	29:02.589							
6	B	59.350	18.238	19.650	21.462	129.3	6:13.822	29	A	59.378	18.252	19.548	21.578	129.2	30:01.967							
7	B	59.717	18.371	19.544	21.802	128.5	7:13.539	30	A	59.308	18.246	19.512	21.550	129.4	31:01.275							
8	B	59.359	18.209	19.499	21.651	129.2	8:12.898	31	A	59.787	18.557	19.607	21.623	128.3	32:01.062							
9	B	59.401	18.259	19.673	21.469	129.1	9:12.299	32	A	1:00.069	18.918	19.674	21.477	127.7	33:01.131							
10	B	59.513	18.369	19.525	21.619	128.9	10:11.812	33	A	59.235	18.277	19.499	21.459	129.5	34:00.366							
11	B	59.973	18.251	19.540	22.182	127.9	11:11.785	34	A	59.998	18.739	19.571	21.688	127.9	35:00.364							
12	B	1:00.246	18.345	19.607	22.294	127.3	12:12.031	35	A	59.851	18.713	19.538	21.600	128.2	36:00.215							
13	B	1:00.666	18.539	19.719	22.408	126.5	13:12.697	36	A	1:59.920	27.299	46.352	46.269	64.0	38:00.135							
14	B	1:00.704	19.022	19.600	22.082	126.4	14:13.401	37	A	2:17.697	45.673	46.267	45.757	55.7	40:17.832							
15	B	1:00.446	18.399	19.662	22.385	126.9	15:13.847	38	A	1:58.041	45.227	44.129	28.685	65.0	42:15.873							
16	B	59.565	18.384	19.597	21.584	128.8	16:13.412	39	A	59.335	18.341	19.458	21.536	129.3	43:15.208							
17	B	1:00.176	18.339	19.703	22.134	127.5	17:13.588	40	A	58.935	18.180	19.432	21.323	130.2	44:14.143							
18	B	1:01.025	18.905	19.964	22.156	125.7	18:14.613	41	A	59.124	18.197	19.370	21.557	129.8	45:13.267							
19	B	1:02.136	19.088	20.891	22.157	123.5	19:16.749															
20	B	1:00.456	18.535	19.817	22.104	126.9	20:17.205															



FIA Formula E Championship

Round 6 - Long Beach ePrix

Race

Analysis

Official Timekeeper TAGHeuer

Personal Best							Session Best							B Crossing the finish line in pit lane									
Lap	C	Time	Sector 1	Sector 2	Sector 3	Kph	Elapsed	Lap	Time	Sector 1	Sector 2	Sector 3	Kph	Elapsed	Lap	C	Time	Sector 1	Sector 2	Sector 3	Kph	Elapsed	
77 Salvador DURAN							MEX																
Team Aguri							SRT01-e																
1	A	1:11.227	25.864	21.290	24.073	107.7	1:11.227	12	B	1:00.212	18.685	19.662	21.865	127.4	12:17.201								
2	A	1:01.941	19.180	20.022	22.739	123.9	2:13.168	13	B	1:00.070	18.658	19.617	21.795	127.7	13:17.271								
3	A	1:01.994	19.350	19.990	22.654	123.7	3:15.162	14	B	1:00.022	18.524	19.604	21.894	127.8	14:17.293								
4	A	1:00.699	18.866	19.858	21.975	126.4	4:15.861	15	B	1:00.188	18.644	19.658	21.886	127.5	15:17.481								
5	A	1:00.382	18.713	19.776	21.893	127.1	5:16.243	16	B	1:00.469	18.660	19.759	22.050	126.9	16:17.950								
6	A	1:00.477	18.619	19.908	21.950	126.9	6:16.720	17	B	1:00.381	18.641	19.747	21.993	127.1	17:18.331								
7	A	59.995	18.674	19.608	21.713	127.9	7:16.715	18	B	1:00.384	18.551	19.662	22.171	127.0	18:18.715								
8	A	1:00.210	18.544	19.785	21.881	127.4	8:16.925	19	B	1:01.218	18.751	19.977	22.490	125.3	19:19.933								
9	A	59.989	18.659	19.636	21.694	127.9	9:16.914	20	B	1:00.794	18.744	19.846	22.204	126.2	20:20.727								
10	A	1:00.147	18.596	19.878	21.673	127.5	10:17.061	21	B	1:06.890 B	18.985	19.926	27.979	114.7	21:27.617								
11	A	1:00.411	18.575	19.880	21.956	127.0	11:17.472	22	A	1:55.818	1:13.506	20.204	22.108	66.2	23:23.435								
12	A	1:00.358	18.728	19.832	21.798	127.1	12:17.830	23	A	1:00.863	18.940	19.790	22.133	126.0	24:24.298								
13	A	59.915	18.552	19.718	21.645	128.0	13:17.745	24	A	1:00.177	18.716	19.649	21.812	127.5	25:24.475								
14	A	59.924	18.474	19.705	21.745	128.0	14:17.669	25	A	58.920	18.187	19.401	21.332	130.2	26:23.395								
15	A	1:00.199	18.728	19.609	21.862	127.4	15:17.868	26	A	1:00.213	18.721	19.552	21.940	127.4	27:23.608								
16	A	1:00.525	18.536	19.842	22.147	126.8	16:18.393	27	A	1:00.007	18.584	19.549	21.874	127.8	28:23.615								
17	A	1:00.452	18.702	19.752	21.998	126.9	17:18.845	28	A	59.856	18.460	19.585	21.811	128.2	29:23.471								
18	A	1:00.211	18.317	19.779	22.115	127.4	18:19.056	29	A	1:00.041	18.575	19.599	21.867	127.8	30:23.512								
19	A	1:01.200	18.725	20.025	22.450	125.4	19:20.256	30	A	59.912	18.552	19.637	21.723	128.0	31:23.424								
20	A	1:00.814	18.722	19.929	22.163	126.1	20:21.070	31	A	59.876	18.538	19.502	21.836	128.1	32:23.300								
21	A	1:11.884 B	19.179	20.083	32.622	106.7	21:32.954	32	A	59.666	18.449	19.424	21.793	128.6	33:22.966								
22	B	2:03.213	1:20.726	20.323	22.164	62.3	23:36.167	33	A	1:00.150	18.570	19.407	22.173	127.5	34:23.116								
23	B	1:00.156	18.773	19.706	21.677	127.5	24:36.323	34	A	1:00.132	18.722	19.617	21.793	127.6	35:23.248								
24	B	59.616	18.619	19.426	21.571	128.7	25:35.939	35	A	1:10.746	18.493	20.967	31.286	108.4	36:33.994								
25	B	59.803	18.587	19.505	21.711	128.3	26:35.742	36	A	1:38.432	26.665	26.521	45.246	77.9	38:12.426								
26	B	59.556	18.440	19.544	21.572	128.8	27:35.298	37	A	2:16.167	44.997	43.979	47.191	56.3	40:28.593								
27	B	59.792	18.546	19.642	21.604	128.3	28:35.090	38	A	1:53.102	43.938	40.924	28.240	67.8	42:21.695								
28	B	1:00.073	18.533	19.795	21.745	127.7	29:35.163	39	A	1:01.496	18.636	19.580	23.280	124.7	43:23.191								
29	B	59.775	18.457	19.604	21.714	128.3	30:34.938	40	A	1:00.759	19.577	19.648	21.534	126.3	44:23.950								
30	B	59.922	18.450	19.717	21.755	128.0	31:34.860	41	A	1:05.049	18.303	19.488	27.258	117.9	45:28.999								
31	B	59.932	18.521	19.768	21.643	128.0	32:34.792																
32	B	59.580	18.573	19.494	21.513	128.8	33:34.372																
33	B	1:06.923 B	18.538	19.929	28.456	114.6	34:41.295																
34	B	1:20.620	38.889	20.302	21.429	95.2	36:01.915																
35	B	2:01.477	28.950	46.255	46.272	63.2	38:03.392																
36	B	2:16.860	45.273	45.725	45.862	56.1	40:20.252																
37	B	1:56.962	45.012	43.149	28.801	65.6	42:17.214																
38	B	1:00.074	18.615	19.966	21.493	127.7	43:17.288																
39	B	59.230	18.276	19.611	21.343	129.5	44:16.518																
40	B	59.331	18.268	19.784	21.279	129.3	45:15.849																

88 Oliver TURVEY							GBR																
NEXTEV TCR Formula E Team							NEXTEV TCR Formula E 001																
1	B	1:09.839	25.525	21.215	23.099	109.8	1:09.839																
2	B	1:02.048	19.296	20.287	22.465	123.6	2:11.887																
3	B	1:01.061	18.921	20.057	22.083	125.6	3:12.948																
4	B	1:00.645	18.813	19.834	21.998	126.5	4:13.593																
5	B	1:01.534	18.879	20.527	22.128	124.7	5:15.127																
6	B	1:00.572	18.600	19.643	22.329	126.7	6:15.699																
7	B	1:00.440	18.616	19.972	21.852	126.9	7:16.139																
8	B	1:00.145	18.577	19.690	21.878	127.6	8:16.284																
9	B	1:00.109	18.687	19.605	21.817	127.6	9:16.393																
10	B	1:00.335	18.695	19.700	21.940	127.2	10:16.728																
11	B	1:00.261	18.539	19.715	22.007	127.3	11:16.989																