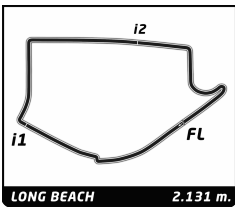


**FIA Formula E Championship**  
**Round 6 - Long Beach ePrix**  
**Non Qualifying Practice 1**

**Analysis**

Official Timekeeper TAGHeuer

Lap	C	Time	Sector 1	Sector 2	Sector 3	Kph	Elapsed	Lap	Time	Sector 1	Sector 2	Sector 3	Kph	Elapsed	
<b>1</b>		<b>Nelson PIQUET JR</b> (BRA) NEXTEV TCR Formula E Team													
1	A	2:03.496	1:15.629	22.935	24.932	62.1	2:03.496								
<b>2</b>		<b>Sam BIRD</b> (GBR) DS Virgin Racing Formula E Team													
1	B	1:33.096	43.567	22.798	26.731	82.4	1:33.096								
<b>4</b>		<b>Stéphane SARRAZIN</b> (FRA) Venturi Formula E Team													
1	A	1:56.424	1:07.087	21.889	27.448	65.9	1:56.424								
<b>6</b>		<b>Loïc DUVAL</b> (FRA) Dragon Racing													
1	B	2:20.485	1:28.089	22.375	30.021	54.6	2:20.485								



# FIA Formula E Championship

## Round 6 - Long Beach ePrix

### Non Qualifying Practice 1

## Analysis

Official Timekeeper

Lap	C	Time	Sector 1	Sector 2	Sector 3	Kph	Elapsed
19	B	9:45.091	9:00.677	21.262	23.152	13.1	35:30.695
20	B	59.536	18.238	19.512	21.786	128.9	36:30.231
21	B	59.219	18.131	19.519	21.569	129.5	37:29.450
22	B	59.255	18.226	<b>19.475</b>	21.554	129.5	38:28.705
23	B	59.308	18.170	19.671	21.467	129.4	39:28.013
24	B	<b>59.039</b>	18.142	19.494	<b>21.403</b>	129.9	40:27.052
25	B	1:05.485 <b>B</b>	18.195	19.595	27.695	117.2	41:32.537
26	B	1:52.426	1:10.547	20.147	21.732	68.2	43:24.963
27	B	59.199	<b>18.061</b>	19.526	21.612	129.6	44:24.162
28	B	1:21.528 <b>B</b>	19.099	22.492	39.937	94.1	45:45.690

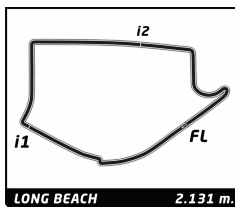
Lap	C	Time	Sector 1	Sector 2	Sector 3	Kph	Elapsed
13	A	1:00.423	18.705	19.634	22.084	127.0	18:41.930
14	A	1:00.692	18.827	19.655	22.210	126.4	19:42.622
15	A	1:00.564	18.759	19.638	22.167	126.7	20:43.186
16	A	1:00.406	18.895	19.545	21.966	127.0	21:43.592
17	A	1:07.251 <b>B</b>	19.129	19.613	28.509	114.1	22:50.843
18	B	7:55.447	7:10.555	22.077	22.815	16.1	30:46.290
19	B	1:01.411	18.918	20.086	22.407	124.9	31:47.701
20	B	59.582	18.439	19.497	21.646	128.8	32:47.283
21	B	58.810	17.995	19.326	21.489	130.4	33:46.093
22	B	59.562	17.986	19.891	21.685	128.8	34:45.655
23	B	<b>58.783</b>	18.051	19.372	<b>21.360</b>	130.5	35:44.438
24	B	1:00.514	18.758	19.831	21.925	126.8	36:44.952
25	B	1:06.226 <b>B</b>	18.050	19.515	28.661	115.8	37:51.178
26	B	7:47.538	6:55.941	25.795	25.802	16.4	45:38.716

Lap	C	Time	Sector 1	Sector 2	Sector 3	Kph	Elapsed	Driver Info	
								Driver	Team
<b>7</b>								Jérôme D'AMBROSIO	BEL Dragon Racing
1	A	1:17.698	27.828	23.299	26.571	98.7	1:17.698		Venturi VM200-FE-01
2	A	1:07.764	21.478	21.538	24.748	113.2	2:25.462		
3	A	1:06.046	20.105	21.085	24.856	116.2	3:31.508		
4	A	1:07.075	19.450	21.888	25.737	114.4	4:38.583		
5	A	1:02.735	19.670	20.311	22.754	122.3	5:41.318		
6	A	1:09.070 <b>B</b>	19.028	20.244	29.798	111.1	6:50.388		
7	B	4:58.044	4:08.944	24.204	24.896	25.7	11:48.432		
8	B	1:03.366	19.635	20.509	23.222	121.1	12:51.798		
9	B	1:02.478	19.339	20.322	22.817	122.8	13:54.276		
10	B	1:02.790	19.566	20.439	22.785	122.2	14:57.066		
11	B	1:00.589	18.661	19.804	22.124	126.6	15:57.655		
12	B	1:00.051	18.355	19.837	21.859	127.8	16:57.706		
13	B	1:00.689	18.366	20.015	22.308	126.4	17:58.395		
14	B	59.980	18.369	19.740	21.871	127.9	18:58.375		
15	B	59.598	18.246	19.617	21.735	128.7	19:57.973		
16	B	1:01.055	18.249	19.670	23.136	125.7	20:59.028		
17	B	1:07.058 <b>B</b>	18.181	20.051	28.826	114.4	22:06.086		
18	A	8:22.626	7:38.634	21.431	22.561	15.3	30:28.712		
19	A	1:00.336	18.668	19.771	21.897	127.1	31:29.048		
20	A	59.691	18.445	19.469	21.777	128.5	32:28.739		
21	A	59.288	<b>18.132</b>	19.596	21.560	129.4	33:28.027		
22	A	1:00.627	18.458	19.771	22.398	126.5	34:28.654		
23	A	59.954	18.260	19.823	21.871	128.0	35:28.608		
24	A	59.270	18.155	19.523	21.592	129.4	36:27.878		
25	A	1:06.345 <b>B</b>	18.239	19.661	28.445	115.6	37:34.223		
26	A	1:56.032	1:13.606	20.121	22.305	66.1	39:30.255		
27	A	59.629	18.273	19.659	21.697	128.7	40:29.884		
28	A	<b>59.048</b>	18.192	<b>19.428</b>	<b>21.428</b>	129.9	41:28.932		
29	A	1:16.190 <b>B</b>	19.454	22.940	33.796	100.7	42:45.122		

Lap	C	Time	Sector 1	Sector 2	Sector 3	Kph	Elapsed	Driver Info	
								Driver	Team
<b>9</b>								Sébastien BUEMI	CHE Renault e.Dams
1	B	1:17.355	24.490	25.493	27.372	99.2	1:17.355		Renault Z.E 15
2	B	1:11.410	23.481	22.854	25.075	107.4	2:28.765		
3	B	1:01.409	19.105	19.714	22.590	124.9	3:30.174		
4	B	59.967	18.454	19.541	21.972	127.9	4:30.141		
5	B	1:00.204	18.815	19.643	21.746	127.4	5:30.345		
6	B	59.310	18.327	19.271	21.712	129.3	6:29.655		
7	B	1:00.337	18.726	19.628	21.983	127.1	7:29.992		
8	B	1:00.561	18.980	19.776	21.805	126.7	8:30.553		
9	B	1:00.668	19.066	19.578	22.024	126.5	9:31.221		
10	B	1:00.669	18.784	19.740	22.145	126.5	10:31.890		
11	B	1:15.421 <b>B</b>	24.606	20.974	29.841	101.7	11:47.311		
12	B	6:52.108	6:03.279	23.822	25.007	18.6	18:39.419		
13	B	1:08.728	22.869	22.280	23.579	111.6	19:48.147		
14	B	58.869	18.318	19.193	21.358	130.3	20:47.016		
15	B	1:02.669	17.960	19.667	25.042	122.4	21:49.685		
16	B	58.519	17.833	19.203	21.483	131.1	22:48.204		
17	B	1:12.622 <b>B</b>	19.365	22.640	30.617	105.6	24:00.826		
18	A	7:30.749	6:37.585	25.894	27.270	17.0	31:31.575		
19	A	1:08.197	21.918	22.730	23.549	112.5	32:39.772		
20	A	<b>57.383</b>	<b>17.599</b>	<b>18.798</b>	<b>20.986</b>	133.7	33:37.155		
21	A	1:02.850	19.896	20.514	22.440	122.1	34:40.005		
22	A	1:00.801	18.923	19.785	22.093	126.2	35:40.806		
23	A	1:01.027	19.278	19.880	21.869	125.7	36:41.833		
24	A	1:00.405	19.136	19.544	21.725	127.0	37:42.238		
25	A	1:02.034	20.153	19.872	22.009	123.7	38:44.272		
26	A	1:07.206 <b>B</b>	19.024	20.020	28.162	114.2	39:51.478		
27	A	5:43.392	4:49.504	27.213	26.675	22.3	45:34.870		

Lap	C	Time	Sector 1	Sector 2	Sector 3	Kph	Elapsed	Driver Info	
								Driver	Team
<b>8</b>								Nicolas PROST	FRA Renault e.Dams
1	A	1:09.022	21.924	22.464	24.634	111.1	1:09.022		Renault Z.E 15
2	A	1:05.521	21.041	20.500	23.980	117.1	2:14.543		
3	A	1:01.873	18.959	20.083	22.831	124.0	3:16.416		
4	A	1:04.510	18.494	19.733	26.283	118.9	4:20.926		
5	A	1:00.143	18.448	19.646	22.049	127.6	5:21.069		
6	A	59.730	18.140	19.500	22.090	128.4	6:20.799		
7	A	1:07.581 <b>B</b>	19.088	20.053	28.440	113.5	7:28.380		
8	A	5:47.865	5:03.953	20.484	23.428	22.1	13:16.245		
9	A	1:28.033	46.027	20.056	21.950	87.1	14:44.278		
10	A	59.130	18.129	<b>19.309</b>	21.692	129.7	15:43.408		
11	A	58.998	17.943	19.386	21.669	130.0	16:42.406		
12	A	59.101	<b>17.802</b>	19.617	21.682	129.8	17:41.507		

Lap	C	Time	Sector 1	Sector 2	Sector 3	Kph	Elapsed	Driver Info	
								Driver	Team
<b>11</b>								Lucas DI GRASSI	BRA ABT Schaeffler Audi Sport
1	B	1:58.711	1:12.661	21.752	24.298	64.6	1:58.711		ABT Schaeffler FE01
2	B	1:03.102	19.961	20.276	22.865	121.6	3:01.813		
3	B	1:04.258	21.106	20.387	22.765	119.4	4:06.071		
4	B	1:02.072	19.998	19.864	22.210	123.6	5:08.143		
5	B	1:00.003	18.425	19.650	21.928	127.9	6:08.146		
6	B	59.829	18.368	19.597	21.864	128.2	7:07.975		
7	B	59.643	18.357	19.504	21.782	128.6	8:07.618		
8	B	59.429	18.331	19.499	21.599	129.1	9:07.047		
9	B	58.919	18.128	19.315	21.476	130.2	10:05.966		
10	B	58.892	18.038	19.432	21.422	130.3	11:04.858		



## FIA Formula E Championship

### Round 6 - Long Beach ePrix

#### Non Qualifying Practice 1

### Analysis

Official Timekeeper

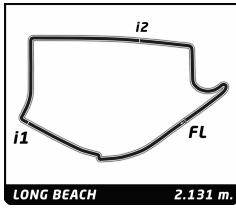
Lap	C	Time	Sector 1	Sector 2	Sector 3	Kph	Elapsed	Lap	Time	Sector 1	Sector 2	Sector 3	Kph	Elapsed
11	B	59.550	18.133	19.641	21.776	128.8	12:04.408	5	B	1:00.683	18.681	19.845	22.157	126.4 5:52.354
12	B	1:06.136 B	18.635	19.332	28.169	116.0	13:10.544	6	B	1:01.687	19.022	19.985	22.680	124.4 6:54.041
13	A	5:11.436	4:28.152	20.740	22.544	24.6	18:21.980	7	B	1:06.668	23.334	20.480	22.854	115.1 8:00.709
14	A	1:01.302	19.287	19.970	22.045	125.1	19:23.282	8	B	1:01.270	19.183	19.947	22.140	125.2 9:01.979
15	A	1:03.577	20.696	20.864	22.017	120.7	20:26.859	9	B	1:00.748	18.748	19.739	22.261	126.3 10:02.727
16	A	59.512	18.456	19.388	21.668	128.9	21:26.371	10	B	1:01.076	18.862	19.969	22.245	125.6 11:03.803
17	A	<b>58.780</b>	18.070	<b>19.246</b>	21.464	130.5	22:25.151	11	B	1:00.180	18.665	19.653	21.862	127.5 12:03.983
18	A	1:04.305	22.609	19.947	21.749	119.3	23:29.456	12	B	1:07.683 B	18.617	19.635	29.431	113.3 13:11.666
19	A	59.035	18.237	19.479	<b>21.319</b>	130.0	24:28.491	13	B	6:10.303	5:27.384	20.451	22.468	20.7 19:21.969
20	A	1:06.507 B	18.007	19.441	29.059	115.4	25:34.998	14	B	1:06.120	23.201	20.693	22.226	116.0 20:28.089
21	A	2:11.173	1:29.288	19.941	21.944	58.5	27:46.171	15	B	1:04.472	22.674	19.804	21.994	119.0 21:32.561
22	A	59.022	18.145	19.416	21.461	130.0	28:45.193	16	B	59.724	18.496	19.581	<b>21.647</b>	128.5 22:32.285
23	A	59.193	18.046	19.610	21.537	129.6	29:44.386	17	B	59.971	18.486	19.616	21.869	127.9 23:32.256
24	A	59.914	18.240	20.148	21.526	128.0	30:44.300	18	B	59.586	18.273	19.606	21.707	128.7 24:31.842
25	A	58.876	<b>18.003</b>	19.427	21.446	130.3	31:43.176	19	B	1:06.781 B	18.300	19.643	28.838	114.9 25:38.623
26	A	58.789	18.053	19.333	21.403	130.5	32:41.965	20	A	6:19.703	5:36.865	20.212	22.626	20.2 31:58.326
27	A	1:06.652 B	18.582	19.815	28.255	115.1	33:48.617	21	A	1:00.193	18.500	19.856	21.837	127.5 32:58.519
28	B	6:58.559	6:15.381	20.348	22.830	18.3	40:47.176	22	A	59.850	18.419	19.695	21.736	128.2 33:58.369
29	B	1:06.336	24.163	19.830	22.343	115.6	41:53.512	23	A	1:00.293	18.302	19.772	22.219	127.2 34:58.662
30	B	1:20.487	38.641	20.211	21.635	95.3	43:13.999	24	A	<b>59.556</b>	18.253	<b>19.570</b>	21.733	128.8 35:58.218
31	B	59.254	18.125	19.468	21.661	129.5	44:13.253	25	A	59.652	<b>18.246</b>	19.666	21.740	128.6 36:57.870
32	B	1:03.570	18.172	20.223	25.175	120.7	45:16.823	26	A	1:06.448 B	18.309	19.728	28.411	115.5 38:04.318
								27	A	7:33.945	6:13.050	57.525	23.370	16.9 45:38.263

12	<b>Mike CONWAY</b>				GBR		
	Venturi Formula E Team		Venturi VM200-FE-01				
1	B	1:49.666	57.386	22.724	29.556	70.0	1:49.666
2	B	1:08.652	19.363	22.702	26.587	111.7	2:58.318
3	B	1:15.965	18.882	20.442	36.641	101.0	4:14.283
4	B	1:01.343	18.784	20.128	22.431	125.1	5:15.626
5	B	1:00.404	18.240	19.916	22.248	127.0	6:16.030
6	B	59.832	18.187	19.770	21.875	128.2	7:15.862
7	B	1:05.875 B	18.040	19.676	28.159	116.5	8:21.737
8	A	4:28.063	3:42.910	22.118	23.035	28.6	12:49.800
9	A	1:01.163	18.440	20.232	22.491	125.4	13:50.963
10	A	59.915	18.342	19.704	21.869	128.0	14:50.878
11	A	<b>59.276</b>	18.103	19.540	21.633	129.4	15:50.154
12	A	1:02.451	19.186	21.549	21.716	122.8	16:52.605
13	A	59.332	18.052	19.688	21.592	129.3	17:51.937
14	A	59.872	<b>17.907</b>	20.198	21.767	128.1	18:51.809
15	A	1:06.110 B	18.166	19.659	28.285	116.0	19:57.919
16	A	4:23.315	3:41.286	19.996	22.033	29.1	24:21.234
17	A	59.756	18.423	19.645	21.688	128.4	25:20.990
18	A	59.473	18.047	<b>19.487</b>	21.939	129.0	26:20.463
19	A	59.331	18.051	19.693	<b>21.587</b>	129.3	27:19.794
20	A	59.549	18.019	19.603	21.927	128.8	28:19.343
21	A	1:00.054	18.640	19.638	21.776	127.7	29:19.397
22	A	59.852	18.387	19.783	21.682	128.2	30:19.249
23	A	1:00.717	18.494	19.819	22.404	126.4	31:19.966
24	A	1:00.571	18.381	19.750	22.440	126.7	32:20.537
25	A	1:08.287 B	18.524	20.043	29.720	112.3	33:28.824

21	<b>Bruno SENNA</b>				BRA		
	Mahindra Racing Formula E Team		Mahindra M2ELECTRO				
1	B	1:43.088	55.771	21.667	25.650	74.4	1:43.088
2	B	1:05.323	21.266	20.654	23.403	117.4	2:48.411
3	B	1:02.076	19.412	20.123	22.541	123.6	3:50.487
4	B	1:01.184	18.989	19.803	22.392	125.4	4:51.671

23	<b>Nick HEIDFELD</b>				DEU		
	Mahindra Racing Formula E Team		Mahindra M2ELECTRO				
1	A	2:10.837	1:21.519	22.362	26.956	58.6	2:10.837
2	A	1:03.845	19.748	20.578	23.519	120.2	3:14.682
3	A	1:02.694	19.121	20.291	23.282	122.4	4:17.376
4	A	1:01.969	19.286	20.154	22.529	123.8	5:19.345
5	A	1:00.737	18.750	19.693	22.294	126.3	6:20.082
6	A	1:12.485	18.811	27.752	25.922	105.8	7:32.567
7	A	1:01.802	18.657	20.095	23.050	124.1	8:34.369
8	A	59.670	18.353	19.564	21.753	128.6	9:34.039
9	A	1:08.235 B	18.484	20.482	29.269	112.4	10:42.274
10	A	7:18.593	6:24.728	25.578	28.287	17.5	18:00.867
11	A	1:14.495 B	20.885	22.225	31.385	103.0	19:15.362
12	B	6:52.247	6:05.062	22.140	25.045	18.6	26:07.609
13	B	1:03.674	19.392	21.137	23.145	120.5	27:11.283
14	B	<b>59.505</b>	18.247	<b>19.535</b>	<b>21.723</b>	128.9	28:10.788
15	B	1:06.917 B	<b>18.178</b>	19.711	29.028	114.6	29:17.705
16	B	7:01.208	6:11.995	23.228	25.985	18.2	36:18.913
17	B	59.780	18.331	19.548	21.901	128.3	37:18.693
18	B	1:09.257 B	18.299	21.031	29.927	110.8	38:27.950
19	B	5:52.610	5:05.415	22.575	24.620	21.8	44:20.560
20	B	1:02.198	18.256	21.137	22.805	123.3	45:22.758

25	<b>Jean-Eric VERGNE</b>				FRA		
	DS Virgin Racing Formula E Team		Virgin Racing Engineering DSV-01				
1	B	1:47.307	51.696	27.762	27.849	71.5	1:47.307
2	B	1:06.945	20.948	20.833	25.164	114.6	2:54.252
3	B	1:00.917	18.874	19.939	22.104	125.9	3:55.169
4	B	1:03.680	18.585	19.805	25.290	120.5	4:58.849
5	B	59.404	18.155	19.668	21.581	129.1	5:58.253
6	B	59.200	18.097	19.567	<b>21.536</b>	129.6	6:57.453
7	B	1:02.639	18.872	20.621	23.146	122.5	8:00.092
8	B	59.202	18.060	19.529	21.613	129.6	8:59.294



# FIA Formula E Championship

## Round 6 - Long Beach ePrix

### Non Qualifying Practice 1

## Analysis

Official Timekeeper TAG Heuer

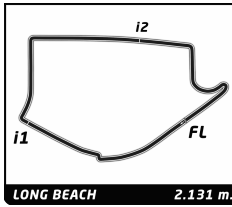
Lap	C	Time	Sector 1	Sector 2	Sector 3	Kph	Elapsed	Lap	Time	Sector 1	Sector 2	Sector 3	Kph	Elapsed	
9	B	1:08.262 B	18.574	20.211	29.477	112.4	10:07.556	14	B	1:00.188	18.567	19.578	22.043	127.5	22:40.407
10	B	8:01.533	7:09.452	26.302	25.779	15.9	18:09.089	15	B	1:00.062	18.633	19.485	21.944	127.7	23:40.469
11	B	1:01.320	18.297	19.740	23.283	125.1	19:10.409	16	B	1:00.034	18.394	19.543	22.097	127.8	24:40.503
12	B	1:06.717 B	18.210	19.892	28.615	115.0	20:17.126	17	B	1:00.040	18.417	19.512	22.111	127.8	25:40.543
13	A	14:40.254	...	28.567	25.832	8.7	34:57.380	18	B	59.989	18.519	19.522	21.948	127.9	26:40.532
14	A	59.963	18.455	19.698	21.810	127.9	35:57.343	19	B	1:07.031 B	18.686	19.583	28.762	114.4	27:47.563
15	A	58.852	17.681	18.874	22.297	130.4	36:56.195	20	A	10:29.998	9:46.643	20.713	22.642	12.2	38:17.561
16	A	1:04.879	21.202	21.403	22.274	118.2	38:01.074	21	A	1:00.599	18.945	19.698	21.956	126.6	39:18.160
17	A	58.906	17.937	19.408	21.561	130.2	38:59.980	22	A	58.033	18.007	18.885	21.141	132.2	40:16.193
18	A	1:00.210	18.714	19.700	21.796	127.4	40:00.190	23	A	1:07.860 B	18.785	20.468	28.607	113.1	41:24.053
19	A	59.971	18.365	19.529	22.077	127.9	41:00.161								
20	A	59.723	18.323	19.463	21.937	128.5	41:59.884								
21	A	59.959	18.480	19.518	21.961	127.9	42:59.843								
22	A	59.562	18.308	19.529	21.725	128.8	43:59.405								
23	A	59.995	18.396	19.743	21.856	127.9	44:59.400								
24	A	1:29.312	21.454	29.448	38.410	85.9	46:28.712								

<b>27</b>	<b>Robin FRIJNS</b>	NED					
Andretti Formula E Race Team		SRT01-e					
1	B	4:04.379	3:14.933	24.296	25.150	31.4	4:04.379
2	B	1:00.962	19.090	19.953	21.919	125.8	5:05.341
3	B	1:00.362	18.561	20.013	21.788	127.1	6:05.703
4	B	59.512	18.579	19.472	21.461	128.9	7:05.215
5	B	59.274	18.110	19.517	21.647	129.4	8:04.489
6	B	59.590	18.348	19.540	21.702	128.7	9:04.079
7	B	1:06.239 B	18.215	19.477	28.547	115.8	10:10.318
8	B	9:23.202	8:40.384	20.532	22.286	13.6	19:33.520
9	B	1:00.391	18.534	19.677	22.180	127.0	20:33.911
10	B	1:00.998	18.410	19.849	22.739	125.8	21:34.909
11	B	1:00.281	18.480	19.579	22.222	127.3	22:35.190
12	B	1:00.068	18.279	19.668	22.121	127.7	23:35.258
13	B	1:00.200	18.240	19.889	22.071	127.4	24:35.458
14	B	1:00.160	18.318	19.775	22.067	127.5	25:35.618
15	B	1:00.375	18.411	19.698	22.266	127.1	26:35.993
16	B	1:00.131	18.290	19.679	22.162	127.6	27:36.124
17	B	1:06.797 B	18.398	19.754	28.645	114.8	28:42.921
18	A	6:38.179	5:53.144	21.146	23.889	19.3	35:21.100
19	A	1:03.042	18.958	20.240	23.844	121.7	36:24.142
20	A	58.039	17.864	19.070	21.105	132.2	37:22.181
21	A	1:07.636 B	18.731	19.936	28.969	113.4	38:29.817
22	A	6:47.839	6:02.970	22.081	22.788	18.8	45:17.656

<b>28</b>	<b>Simona DE SILVESTRO</b>	CHE					
Andretti Formula E Race Team		SRT01-e					
1	B	2:06.509	1:20.122	22.515	23.872	60.6	2:06.509
2	B	1:03.541	19.786	20.768	22.987	120.7	3:10.050
3	B	1:01.815	19.117	20.059	22.639	124.1	4:11.865
4	B	1:00.915	18.905	20.024	21.986	125.9	5:12.780
5	B	1:00.042	18.417	19.669	21.956	127.8	6:12.822
6	B	59.724	18.418	19.562	21.744	128.5	7:12.546
7	B	59.503	18.344	19.539	21.620	128.9	8:12.049
8	B	59.393	18.316	19.452	21.625	129.2	9:11.442
9	B	59.322	18.203	19.606	21.513	129.3	10:10.764
10	B	1:06.733 B	18.602	19.827	28.304	115.0	11:17.497
11	B	8:21.719	7:38.657	20.505	22.557	15.3	19:39.216
12	B	1:00.652	18.848	19.712	22.092	126.5	20:39.868
13	B	1:00.351	18.640	19.578	22.133	127.1	21:40.219

<b>55</b>	<b>Antonio Felix DA COSTA</b>	PRT					
Team Aguri		SRT01-e					
1	A	1:29.418	42.181	23.056	24.181	85.8	1:29.418
2	A	1:02.601	19.783	20.474	22.344	122.5	2:32.019
3	A	1:00.885	18.907	19.920	22.058	126.0	3:32.904
4	A	1:00.758	18.934	20.171	21.653	126.3	4:33.662
5	A	59.961	18.678	19.741	21.542	127.9	5:33.623
6	A	1:00.125	18.565	19.874	21.686	127.6	6:33.748
7	A	1:01.257	18.983	20.051	22.223	125.2	7:35.005
8	A	1:01.117	19.048	19.939	22.130	125.5	8:36.122
9	A	1:00.631	18.856	19.711	22.064	126.5	9:36.753
10	A	1:06.351 B	18.763	19.694	27.894	115.6	10:43.104
11	A	8:42.954	7:59.017	20.722	23.215	14.7	19:26.058
12	A	59.771	18.380	19.891	21.500	128.3	20:25.829
13	A	59.342	18.341	19.506	21.495	129.3	21:25.171
14	A	58.895	18.286	19.418	21.191	130.3	22:24.066
15	A	1:00.408	18.653	19.892	21.863	127.0	23:24.474
16	A	1:00.416	18.781	19.887	21.748	127.0	24:24.890
17	A	59.916	18.465	19.680	21.771	128.0	25:24.806
18	A	1:05.807 B	18.490	19.763	27.554	116.6	26:30.613
19	B	7:02.641	6:17.190	22.324	23.127	18.2	33:33.254
20	B	59.943	18.591	19.814	21.538	128.0	34:33.197
21	B	59.295	18.283	19.629	21.383	129.4	35:32.492
22	B	1:00.380	18.159	19.780	22.441	127.1	36:32.872
23	B	58.964	18.220	19.499	21.245	130.1	37:31.836
24	B	58.775	18.101	19.432	21.242	130.5	38:30.611
25	B	1:00.116	18.612	19.680	21.824	127.6	39:30.727
26	B	59.755	18.525	19.660	21.570	128.4	40:30.482
27	B	59.732	18.407	19.705	21.620	128.4	41:30.214
28	B	1:00.244	18.604	19.877	21.763	127.3	42:30.458
29	B	1:00.803	18.833	19.979	21.991	126.2	43:31.261
30	B	1:00.276	18.686	19.689	21.901	127.3	44:31.537
31	B	1:14.772 B	19.052	21.693	34.027	102.6	45:46.309

<b>66</b>	<b>Daniel ABT</b>	DEU					
ABT Schaeffler Audi Sport		ABT Schaeffler FE01					
1	B	1:41.316	51.508	23.146	26.662	75.7	1:41.316
2	B	1:09.704	24.914	21.525	23.265	110.1	2:51.020
3	B	1:02.898	19.804	20.523	22.571	122.0	3:53.918
4	B	1:01.158	19.024	20.020	22.114	125.4	4:55.076
5	B	59.804	18.453	19.744	21.607	128.3	5:54.880
6	B	59.882	18.412	19.743	21.727	128.1	6:54.762
7	B	1:00.649	18.927	19.836	21.886	126.5	7:55.411
8	B	59.690	18.556	19.643	21.491	128.5	8:55.101
9	B	59.685	18.380	19.809	21.496	128.5	9:54.786
10	B	59.445	18.369	19.605	21.471	129.1	10:54.231



# FIA Formula E Championship

## Round 6 - Long Beach ePrix

### Non Qualifying Practice 1

### Analysis

Official Timekeeper TAGHeuer

Lap	C	Time	Sector 1	Sector 2	Sector 3	Kph	Elapsed	Lap	Time	Sector 1	Sector 2	Sector 3	Kph	Elapsed	
11	B	59.240	18.208	19.531	21.501	129.5	11:53.471	6	B	1:02.453	19.152	20.312	22.989	122.8	7:38.120
12	B	1:08.143 <b>B</b>	18.446	20.126	29.571	112.6	13:01.614	7	B	1:01.857	19.000	20.112	22.745	124.0	8:39.977
13	A	5:52.987	5:06.640	22.606	23.741	21.7	18:54.601	8	B	1:02.185	18.867	20.580	22.738	123.4	9:42.162
14	A	1:02.602	19.777	20.310	22.515	122.5	19:57.203	9	B	1:01.299	18.799	19.956	22.544	125.2	10:43.461
15	A	1:05.797	20.917	20.257	24.623	116.6	21:03.000	10	B	1:01.661	18.569	20.650	22.442	124.4	11:45.122
16	A	1:04.059	20.379	20.037	23.643	119.8	22:07.059	11	B	1:01.121	18.730	19.973	22.418	125.5	12:46.243
17	A	59.205	18.218	19.590	21.397	129.6	23:06.264	12	B	1:00.641	18.628	19.799	22.214	126.5	13:46.884
18	A	59.433	18.125	19.715	21.593	129.1	24:05.697	13	B	1:02.333	18.817	20.508	23.008	123.1	14:49.217
19	A	<b>58.790</b>	18.048	19.471	<b>21.271</b>	130.5	25:04.487	14	B	1:00.296	18.540	19.718	22.038	127.2	15:49.513
20	A	59.304	18.190	19.622	21.492	129.4	26:03.791	15	B	1:00.171	18.471	19.720	21.980	127.5	16:49.684
21	A	59.031	<b>18.045</b>	<b>19.383</b>	21.603	130.0	27:02.822	16	B	1:09.330 <b>B</b>	18.808	20.178	30.344	110.7	17:59.014
22	A	58.899	18.104	19.470	21.325	130.3	28:01.721	17	A	5:04.836	4:18.371	22.608	23.857	25.2	23:03.850
23	A	58.891	18.147	19.417	21.327	130.3	29:00.612	18	A	1:06.613	19.304	21.112	26.197	115.2	24:10.463
24	A	1:06.015 <b>B</b>	18.139	19.557	28.319	116.2	30:06.627	19	A	<b>59.120</b>	<b>18.116</b>	<b>19.356</b>	<b>21.648</b>	129.8	25:09.583
25	B	12:56.346	...	20.849	27.252	9.9	43:02.973	20	A	1:03.236	19.336	20.933	22.967	121.3	26:12.819
26	B	59.642	18.431	19.696	21.515	128.6	44:02.615	21	A	1:00.168	18.579	19.735	21.854	127.5	27:12.987
27	B	59.000	18.046	19.497	21.457	130.0	45:01.615	22	A	1:04.928	19.349	20.976	24.603	118.2	28:17.915

<b>77</b>	<b>Salvador DURAN</b>		MEX				
	Team Aguri	SRT01-e					
1	B	1:26.364	40.442	21.853	24.069	88.8	1:26.364
2	B	1:03.789	19.781	20.614	23.394	120.3	2:30.153
3	B	1:02.288	19.485	20.182	22.621	123.2	3:32.441
4	B	1:02.418	19.038	20.730	22.650	122.9	4:34.859
5	B	1:00.556	18.670	19.876	22.010	126.7	5:35.415
6	B	1:00.936	18.630	20.184	22.122	125.9	6:36.351
7	B	1:04.237	19.973	20.614	23.650	119.4	7:40.588
8	B	1:00.177	18.603	19.677	21.897	127.5	8:40.765
9	B	1:00.320	18.390	20.131	21.799	127.2	9:41.085
10	B	1:00.722	18.493	19.913	22.316	126.3	10:41.807
11	B	1:00.954	18.768	19.951	22.235	125.9	11:42.761
12	B	1:00.686	18.708	19.808	22.170	126.4	12:43.447
13	B	1:00.829	18.730	19.949	22.150	126.1	13:44.276
14	B	1:02.332	19.939	20.196	22.197	123.1	14:46.608
15	B	1:00.645	18.684	19.904	22.057	126.5	15:47.253
16	B	1:00.198	18.578	19.655	21.965	127.4	16:47.451
17	B	1:06.517 <b>B</b>	18.648	19.809	28.060	115.3	17:53.968
18	A	5:01.101	4:15.164	22.891	23.046	25.5	22:55.069
19	A	1:02.915	18.505	19.697	24.713	121.9	23:57.984
20	A	<b>58.119</b>	<b>17.666</b>	<b>19.041</b>	<b>21.412</b>	132.0	24:56.103
21	A	1:19.235	24.654	26.920	27.661	96.8	26:15.338
22	A	1:00.755	18.769	20.046	21.940	126.3	27:16.093
23	A	1:00.500	18.807	19.840	21.853	126.8	28:16.593
24	A	1:00.126	18.572	19.764	21.790	127.6	29:16.719
25	A	1:00.129	18.562	19.787	21.780	127.6	30:16.848
26	A	1:00.564	18.744	19.999	21.821	126.7	31:17.412
27	A	1:00.344	18.652	19.671	22.021	127.1	32:17.756
28	A	59.678	18.395	19.570	21.713	128.5	33:17.434
29	A	1:05.640 <b>B</b>	18.470	19.622	27.548	116.9	34:23.074

<b>88</b>	<b>Oliver TURVEY</b>		GBR				
	NEXTEV TCR Formula E Team	NEXTEV TCR FormulaE 001					
1	B	2:15.835	1:25.121	23.680	27.034	56.5	2:15.835
2	B	1:08.308	20.990	21.577	25.741	112.3	3:24.143
3	B	1:04.969	20.060	21.124	23.785	118.1	4:29.112
4	B	1:03.755	19.453	21.089	23.213	120.3	5:32.867
5	B	1:02.800	19.453	20.606	22.741	122.2	6:35.667