

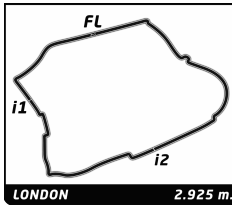
FIA Formula E Championship

Round 10 - London ePrix

Race Analysis

Official Timekeeper TAG Heuer

Personal Best							Session Best		B Crossing the finish line in pit lane							
Lap	C	Time	Sector 1	Sector 2	Sector 3	Kph	Elapsed	Lap	Time	Sector 1	Sector 2	Sector 3	Kph	Elapsed		
1 Nelson PIQUET JR							BRA									
NEXTEV TCR Formula E Team							NEXTEV TCR FormulaE 001									
1	A	2:39.568	24.592	53.053	1:21.923	66.0	2:39.568	10	A	1:29.956	16.063	32.260	41.633	117.1	19:12.280	
2	A	2:38.594	41.511	1:09.861	47.222	66.4	5:18.162	11	A	1:29.154	16.285	32.605	40.264	118.1	20:41.434	
3	A	1:30.596	16.563	33.220	40.813	116.2	6:48.758	12	A	1:35.659	16.098	32.864	46.697	110.1	22:17.093	
4	A	1:30.102	16.305	33.213	40.584	116.9	8:18.860	13	A	2:56.713	22.656	58.215	1:35.842	59.6	25:13.806	
5	A	1:29.777	16.492	32.893	40.392	117.3	9:48.637	14	A	2:25.848	44.217	57.365	44.266	72.2	27:39.654	
6	A	1:29.341	16.295	32.397	40.649	117.9	11:17.978	15	A	1:28.121	15.946	32.466	39.709	119.5	29:07.775	
7	A	1:29.613	16.199	32.669	40.745	117.5	12:47.591	16	A	1:28.142	15.914	32.276	39.952	119.5	30:35.917	
8	A	2:13.461	16.152	40.415	1:16.894	78.9	15:01.052	17	A	1:30.040	16.086	32.477	41.477	116.9	32:05.957	
9	A	2:36.578	40.847	1:08.863	46.868	67.3	17:37.630	18	B	2:40.268	16.556	32.732	1:50.980	65.7	34:46.225	
10	A	1:28.757	16.076	32.486	40.195	118.6	19:06.387	19	B	1:30.589	16.524	33.258	40.807	116.2	36:16.814	
11	A	1:29.074	16.363	32.563	40.148	118.2	20:35.461	20	B	1:29.442	16.228	32.592	40.622	117.7	37:46.256	
12	A	1:28.938	15.952	32.687	40.299	118.4	22:04.399	21	B	1:30.031	16.709	33.124	40.198	117.0	39:16.287	
13	A	3:03.058	18.576	1:09.197	1:35.285	57.5	25:07.457	22	B	1:29.388	16.161	32.724	40.503	117.8	40:45.675	
14	A	2:27.666	44.398	57.298	45.970	71.3	27:35.123	23	B	1:28.724	16.154	32.404	40.166	118.7	42:14.399	
15	A	1:28.615	16.012	32.810	39.793	118.8	29:03.738	24	B	1:29.062	16.262	32.506	40.294	118.2	43:43.461	
16	A	1:28.905	16.024	32.740	40.141	118.4	30:32.643	25	B	1:29.223	15.940	32.810	40.473	118.0	45:12.684	
17	A	1:31.019	16.234	32.714	42.071	115.7	32:03.662	26	B	1:27.455	16.380	31.879	39.196	120.4	46:40.139	
18	B	2:40.214	15.763	32.863	1:51.588	65.7	34:43.876	27	B	1:27.570	15.802	32.094	39.674	120.2	48:07.709	
19	B	1:31.083	16.728	33.485	40.870	115.6	36:14.959	28	B	1:27.038	15.845	31.788	39.405	121.0	49:34.747	
20	B	1:29.464	16.098	32.508	40.858	117.7	37:44.423	29	B	1:29.286	16.104	33.460	39.722	117.9	51:04.033	
21	B	1:30.991	17.365	32.839	40.787	115.7	39:15.414	30	B	1:27.820	15.797	31.942	40.081	119.9	52:31.853	
22	B	1:29.389	16.126	32.804	40.459	117.8	40:44.803	31	B	1:27.383	15.840	31.928	39.615	120.5	53:59.236	
23	B	1:28.839	16.289	32.376	40.174	118.5	42:13.642	32	B	1:27.635	16.253	31.789	39.593	120.2	55:26.871	
24	B	1:28.851	16.037	32.748	40.066	118.5	43:42.493	33	B	1:30.761	15.993	32.191	42.577	116.0	56:57.632	
25	B	1:30.023	16.055	33.065	40.903	117.0	45:12.516									
26	B	1:35.474	18.072	34.362	43.040	110.3	46:47.990									
27	B	1:35.233	17.042	35.117	43.074	110.6	48:23.223									
28	B	1:36.001	17.162	35.740	43.099	109.7	49:59.224									
29	B	1:35.521	17.513	35.289	42.719	110.2	51:34.745									
30	B	1:33.138	16.678	34.568	41.892	113.1	53:07.883									
31	B	1:27.676	15.900	32.018	39.758	120.1	54:35.559									
32	B	1:27.415	15.520	31.561	40.334	120.5	56:02.974									
33	B	1:43.944	15.981	36.393	51.570	101.3	57:46.918									
2 Sam BIRD							GBR									
DS Virgin Racing Formula E Team							Virgin Racing Engineering DSV-01									
1	B	2:37.346	23.930	51.752	1:21.664	66.9	2:37.346	10	B	1:29.465	15.890	32.226	41.349	117.7	19:11.237	
2	B	2:38.813	41.612	1:10.431	46.770	66.3	5:16.159	11	B	1:28.737	16.145	32.286	40.306	118.7	20:39.974	
3	B	1:30.404	16.579	33.271	40.554	116.5	6:46.563	12	B	1:33.725	16.273	32.667	44.785	112.3	22:13.699	
4	B	1:29.095	16.361	32.409	40.325	118.2	8:15.658	13	B	2:58.291	19.566	1:02.885	1:35.840	59.1	25:11.990	
5	B	1:28.374	16.029	32.304	40.041	119.2	9:44.032	14	B	2:25.756	44.433	57.512	43.811	72.2	27:37.746	
6	B	1:28.494	15.897	32.350	40.247	119.0	11:12.526	15	B	1:27.813	16.063	31.936	39.814	119.9	29:05.559	
4 Stéphane SARRAZIN							FRA									
Venturi Formula E Team							Venturi VM200-FE-01									
1	A	2:46.658	27.065	58.629	1:20.964	63.2	2:46.658	16	B	1:28.988	16.076	32.531	40.381	118.3	30:34.547	
2	A	2:39.825	42.596	1:09.791	47.438	65.9	5:26.483	17	B	1:30.521	16.012	32.557	41.952	116.3	32:05.068	
3	A	1:29.049	16.401	32.582	40.066	118.2	6:55.532	18	A	2:40.017	16.642	32.103	1:51.272	65.8	34:45.085	
4	A	1:29.007	16.054	32.694	40.259	118.3	8:24.539	19	A	1:30.672	16.747	33.080	40.845	116.1	36:15.757	
5	A	1:29.004	16.041	32.745	40.218	118.3	9:53.543	20	A	1:29.536	16.271	32.467	40.798	117.6	37:45.293	
6	A	1:28.306	16.032	32.420	39.854	119.2	11:21.849	21	A	1:29.023	16.718	32.957	39.348	118.3	39:14.316	
7	A	1:31.153	16.712	32.554	41.887	115.5	12:53.002	22	A	1:27.301	15.907	31.845	39.549	120.6	40:41.617	
8	A	2:15.664	16.163	44.043	1:15.458	77.6	15:08.666	23	A	1:27.516	15.931	32.046	39.539	120.3	42:09.133	
9	A	2:33.658	40.536	1:08.321	44.801	68.5	17:42.324	24	A	1:28.530	16.235	32.138	40.157	118.9	43:37.663	
									25	A	1:28.646	16.112	32.453	40.081	118.8	45:06.309
									26	A	1:27.868	15.956	32.124	39.788	119.8	46:34.177
									27	A	1:28.864	15.990	32.266	40.608	118.5	48:03.041
									28	A	1:29.661	15.992	32.081	41.588	117.4	49:32.702
									29	A	1:27.937	16.516	31.996	39.425	119.7	51:00.639
									30	A	1:27.649	16.048	31.877	39.724	120.1	52:28.288
6 Loïc DUVAL							FRA									
Dragon Racing							Venturi VM200-FE-01									
1	B	2:50.595	29.738	59.916	1:20.941	61.7	2:50.595	10	B	1:29.465	15.890	32.226	41.349	117.7	19:11.237	
2	B	2:37.583	42.307	1:08.874	46.402	66.8	5:28.178	11	B	1:28.737	16.145	32.286	40.306	118.7	20:39.974	
3	B	1:29.972	16.584	33.015	40.373	117.0	6:58.150	12	B	1:33.725	16.273	32.667	44.785	112.3	22:13.699	
4	B	1:28.823	17.157	32.340	39.326	118.6	8:26.973	13	B	2:58.291	19.566	1:02.885	1:35.840	59.1	25:11.990	
5	B	1:27.661	16.139	32.083	39.439	120.1	9:54.634	14	B	2:25.756	44.433	57.512	43.811	72.2	27:37.746	
6	B	1:27.583	15.928	32.061	39.594	120.2	11:22.217	15	B	1:27.813	16.063	31.936	39.814	119.9	29:05.559	
7	B	1:30.055	16.089	31.923	42.043	116.9	12:52.272	16	B	1:28.988	16.076	32.531	40.381	118.3	30:34.547	
8	B	2:15.610	16.177	44.095	1:15.338	77.6	15:07.882	17	B	1:30.521	16.012	32.557	41.952	116.3	32:05.068	
9	B	2:33.890	40.520	1:08.518	44.852	68.4	17:41.772	18	A	2:40.017	16.642	32.103	1:51.272	65.8	34:45.085	
10	B	1:29.465	15.890	32.226	41.349	117.7	19:11.237	19	A	1:30.672	16.747	33.080	40.845	116.1	36:15.757	
11	B	1:28.737	16.145	32.286	40.306	118.7	20:39.974	20	A	1:29.536	16.271	32.467	40.798	117.6	37:45.293	
12	B	1:33.725	16.273	32.667	44.785	112.3	22:13.699	21	A	1:29.023	16.718	32.957	39.348	118.3	39:14.316	
13	B	2:58.291	19.566	1:02.885	1:35.840	59.1	25:11.990	22	A	1:27.301	15.907	31.845	39.549	120.6	40:41.617	
14	B	2:25.756	44.433	57.512	43.811	72.2	27:37.746	23	A	1:27.516	15.931	32.046	39.539	120.3	42:09.133	
15	B	1:27.813	16.063	31.936	39.814	119.9	29:05.559	24	A	1:28.530	16.235	32.138	40.157	118.9	43:37.663	
16	B	1:28.988	16.076	32.531	40.381	118.3	30:34.547	25	A	1:28.646	16.112	32.453	40.081	118.8	45:06.309	
17	B	1:30.521	16.012	32.557	41.952	116.3	32:05.068	26	A	1:27.868	15.956	32.124	39.788	119.8	46:34.177	
18	A	2:40.017	16.642	32.103	1:51.272	65.8	34:45.085	27	A	1:28.864	15.990	32.266	40.608	118.5	48:03.041	
19	A	1:30.672	16.747	33.080	40.845	116.1	36:15.757	28	A	1:29.661	15.992	32.081	41.588	117.4	49:32.702	
20	A	1:29.536	16.271	32.467	40.798	117.6	37:45.293	29	A	1:27.937	16.516	31.996	39.425	119.7	51:00.639	
21	A	1:29.023	16.718													



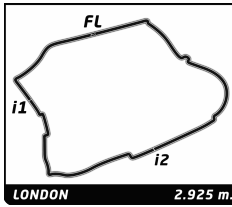
FIA Formula E Championship

Round 10 - London ePrix

Race Analysis

Official Timekeeper TAGHeuer

Personal Best							Session Best							B Crossing the finish line in pit lane								
Lap	C	Time	Sector 1	Sector 2	Sector 3	Kph	Elapsed	Lap	Time	Sector 1	Sector 2	Sector 3	Kph	Elapsed	Lap	C	Time	Sector 1	Sector 2	Sector 3	Kph	Elapsed
7 Jérôme D'AMBROSIO BEL																						
Dragon Racing Venturi VM200-FE-01																						
1	A	2:41.179	25.167	54.602	1:21.410	65.3	2:41.179	16	A	1:27.163	16.196	31.715	39.252	120.8	30:25.289							
2	A	2:38.002	41.770	1:09.937	46.295	66.6	5:19.181	17	A	1:27.179	15.924	32.042	39.213	120.8	31:52.468							
3	A	1:30.546	16.779	32.697	41.070	116.3	6:49.727	18	B	2:38.707	15.947	32.301	1:50.459	66.3	34:31.175							
4	A	1:30.337	16.632	32.789	40.916	116.6	8:20.064	19	B	1:30.340	16.704	33.261	40.375	116.6	36:01.515							
5	A	1:29.827	16.513	32.760	40.554	117.2	9:49.891	20	B	1:29.035	16.571	32.842	39.622	118.3	37:30.550							
6	A	1:29.081	16.164	32.623	40.294	118.2	11:18.972	21	B	1:27.565	16.089	32.225	39.251	120.3	38:58.115							
7	A	1:29.615	16.310	32.682	40.623	117.5	12:48.587	22	B	1:27.178	15.958	32.181	39.039	120.8	40:25.293							
8	A	2:14.611	16.190	41.697	1:16.724	78.2	15:03.198	23	B	1:27.562	15.750	32.223	39.589	120.3	41:52.855							
9	A	2:35.657	40.597	1:08.489	46.571	67.6	17:38.855	24	B	1:27.833	15.952	32.539	39.342	119.9	43:20.688							
10	A	1:31.112	16.051	32.827	42.234	115.6	19:09.967	25	B	1:27.434	16.144	32.131	39.159	120.4	44:48.122							
11	A	1:29.223	16.508	32.256	40.459	118.0	20:39.190	26	B	1:27.582	16.170	32.244	39.168	120.2	46:15.704							
12	A	1:28.528	16.099	32.096	40.333	118.9	22:07.718	27	B	1:27.096	15.812	32.131	39.153	120.9	47:42.800							
13	A	3:02.676	18.817	1:08.567	1:35.292	57.6	25:10.394	28	B	1:28.016	16.271	32.464	39.281	119.6	49:10.816							
14	A	2:26.278	44.999	56.541	44.738	72.0	27:36.672	29	B	1:27.792	16.303	32.332	39.157	119.9	50:38.608							
15	A	1:28.540	16.140	32.508	39.892	118.9	29:05.212	30	B	1:27.389	16.014	32.089	39.286	120.5	52:05.997							
16	A	1:28.981	16.114	32.557	40.310	118.3	30:34.193	31	B	1:27.516	15.831	32.226	39.459	120.3	53:33.513							
17	A	1:30.478	16.065	32.617	41.796	116.4	32:04.671	32	B	1:29.643	16.371	32.931	40.341	117.5	55:03.156							
18	B	2:39.738	16.431	32.437	1:50.870	65.9	34:44.409	33	B	1:29.492	16.349	32.462	40.681	117.7	56:32.648							
19	B	1:31.016	16.883	33.244	40.889	115.7	36:15.425															
20	B	1:29.516	16.070	32.720	40.726	117.6	37:44.941															
21	B	1:28.721	16.482	32.435	39.804	118.7	39:13.662															
22	B	1:27.488	16.007	31.809	39.672	120.4	40:41.150															
23	B	1:27.578	16.003	31.883	39.692	120.2	42:08.728															
24	B	1:28.524	16.212	32.158	40.154	119.0	43:37.252															
25	B	1:28.565	16.082	32.342	40.141	118.9	45:05.817															
26	B	1:27.980	15.988	32.133	39.859	119.7	46:33.797															
27	B	1:28.859	15.968	32.318	40.573	118.5	48:02.656															
28	B	1:29.757	15.911	32.136	41.710	117.3	49:32.413															
29	B	1:27.849	16.179	32.104	39.566	119.9	51:00.262															
30	B	1:27.625	15.959	31.863	39.803	120.2	52:27.887															
31	B	1:28.232	15.960	32.000	40.272	119.3	53:56.119															
32	B	1:28.953	16.239	32.322	40.392	118.4	55:25.072															
33	B	1:30.100	16.202	32.652	41.246	116.9	56:55.172															
9 Sébastien BUEMI CHE																						
Renault e.Dams Renault Z.E 15																						
1	B	2:45.977	26.856	58.171	1:20.950	63.4	2:45.977	16	A	1:24.150	15.225	30.628	38.297	125.1	54:14.582							
2	A	18:13.468	42.334	1:10.128	...	9.6	20:59.445	17	A	1:27.179	15.924	32.042	39.213	120.8	31:52.468							
3	A	7:01.487	17.647	33.861	6:09.979	25.0	28:00.932	18	B	2:38.707	15.947	32.301	1:50.459	66.3	34:31.175							
4	A	1:30.181	16.944	33.445	39.792	116.8	29:31.113	19	B	1:30.340	16.704	33.261	40.375	116.6	36:01.515							
5	A	2:21.435	15.522	38.321	1:27.592	74.5	31:52.548	20	B	1:29.035	16.571	32.842	39.622	118.3	37:30.550							
6	A	1:29.245	16.996	33.254	38.995	118.0	33:21.793	21	B	1:27.565	16.089	32.225	39.251	120.3	38:58.115							
7	A	1:35.758	15.387	31.214	49.157	110.0	34:57.551	22	B	1:27.178	15.958	32.181	39.039	120.8	40:25.293							
8	A	1:26.056	15.260	31.038	39.758	122.4	36:23.607	23	B	1:27.562	15.750	32.223	39.589	120.3	41:52.855							
9	A	2:19.423	21.947	38.544	1:18.932	75.5	38:43.030	24	B	1:27.833	15.952	32.539	39.342	119.9	43:20.688							
10	A	1:27.888	16.093	31.978	39.817	119.8	40:10.918	25	B	1:27.434	16.144	32.131	39.159	120.4	44:48.122							
11	A	1:24.582	15.399	30.958	38.225	124.5	41:35.500	26	B	1:27.582	16.170	32.244	39.168	120.2	46:15.704							
12	A	6:08.061	19.300	38.446	5:10.315	28.6	47:43.561	27	B	1:27.096	15.812	32.131	39.153	120.9	47:42.800							
13	A	1:32.969	17.119	35.284	40.566	113.3	49:16.530	28	B	1:28.016	16.271	32.464	39.281	119.6	49:10.816							
14	A	1:31.409	15.318	30.845	45.246	115.2	50:47.939	29	B	1:27.792	16.303	32.332	39.157	119.9	50:38.608							
15	A	2:02.493	20.138	48.448	53.907	86.0	52:50.432	30	B	1:27.389	16.014	32.089	39.286	120.5	52:05.997							
16	A	1:24.150	15.225	30.628	38.297	125.1	54:14.582	31	B	1:27.516	15.831	32.226	39.459	120.3	53:33.513							
11 Lucas DI GRASSI BRA																						
ABT Schaeffler Audi Sport ABT Schaeffler FE01																						
1	B	5:40.311	51.949	46.880	4:01.482	30.9	5:40.311	16	A	1:24.150	15.225	30.628	38.297	125.1	54:14.582							
2	B	1:34.933	18.553	34.394	41.986	110.9	7:15.244	17	A	1:27.179	15.924	32.042	39.213	120.8	31:52.468							
3	B	1:33.574	17.464	34.662	41.448	112.5	8:48.818	18	B	2:38.707	15.947	32.301	1:50.459	66.3	34:31.175							
4	B	1:29.916	16.857	33.310	39.749	117.1	10:18.734	19	B	1:30.340	16.704	33.261	40.375	116.6	36:01.515							
5	B	1:27.037	15.410	32.019	39.608	121.0	11:45.771	20	B	1:29.035	16.571	32.842	39.622	118.3	37:30.550							
6	B	1:28.079	15.348	31.050	41.681	119.6	13:13.850	21	B	1:27.565	16.089	32.225	39.251	120.3	38:58.115							
7	B	16:14.630	23.521	44.034	...	10.8	29:28.480	22	B	1:27.178	15.958	32.181	39.039	120.8	40:25.293							
8	B	1:37.462	16.393	35.011	46.058	108.0	31:05.942	23	B	1:27.562	15.750	32.223	39.589	120.3	41:52.855							
9	B	2:22.747	17.827	39.584	1:25.336	73.8	33:28.689	24	B	1:27.833	15.952	32.539	39.342	119.9	43:20.688							
10	B	2:54.120	17.975	39.037	1:57.108	60.5	36:22.809	25	B	1:27.434	16.144	32.131	39.159	120.4	44:48.122							
11	B	1:39.631	18.782	41.656	39.193	105.7	38:02.440	26	B	1:27.582	16.170	32.244	39.168	120.2	46:15.704							
12	B	1:28.440	15.312	31.213	41.915	119.1	39:30.880	27	B	1:27.096	15.812	32.131	39.153	120.9	47:42.800							
13	B	1:50.358	23.428	41.272	45.658	95.4	41:21.238	28	B	1:28.016	16.271	32.464	39.281	119.6	49:10.816							
14	B	1:24.934	15.380	30.963	38.591	124.0	42:46.172	29	B	1:27.792	16.303	32.332	39.157	119.9								



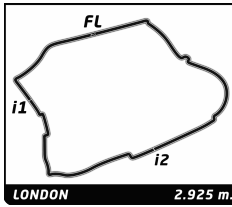
FIA Formula E Championship

Round 10 - London ePrix

Race Analysis

Official Timekeeper TAGHeuer

Lap	C	Time	Sector 1	Sector 2	Sector 3	Kph	Elapsed	Lap	Time	Sector 1	Sector 2	Sector 3	Kph	Elapsed	
18	B	1:24.633	15.237	30.823	38.573	124.4	51:42.736	19	B	1:30.856	16.832	33.171	40.853	115.9	36:16.283
12 Mike CONWAY GBR Venturi Formula E Team Venturi VM200-FE-01								23 Nick HEIDFELD DEU Mahindra Racing Formula E Team Mahindra M2ELECTRO							
1	B	2:40.431	25.124	53.443	1:21.864	65.6	2:40.431	1	A	2:33.535	22.276	50.675	1:20.584	68.6	2:33.535
2	B	2:38.134	41.699	1:09.787	46.648	66.6	5:18.565	2	A	2:40.832	42.130	1:10.924	47.778	65.5	5:14.367
3	B	1:30.541	16.546	33.127	40.868	116.3	6:49.106	3	A	1:30.293	16.664	33.177	40.452	116.6	6:44.660
4	B	1:30.237	16.475	33.024	40.738	116.7	8:19.343	4	A	1:29.357	16.550	32.633	40.174	117.8	8:14.017
5	B	1:29.776	16.398	32.818	40.560	117.3	9:49.119	5	A	1:27.873	16.129	32.223	39.521	119.8	9:41.890
6	B	1:29.243	16.134	32.530	40.579	118.0	11:18.362	6	A	1:28.173	15.950	32.322	39.901	119.4	11:10.063
7	B	1:29.562	16.163	32.654	40.745	117.6	12:47.924	7	A	1:27.990	15.997	32.299	39.694	119.7	12:38.053
8	B	2:14.044	16.219	40.485	1:17.340	78.6	15:01.968	8	A	2:15.701	15.985	38.058	1:21.658	77.6	14:53.754
9	B	2:35.983	41.013	1:08.457	46.513	67.5	17:37.951	9	A	2:40.759	42.783	1:10.371	47.605	65.5	17:34.513
10	B	1:29.195	16.207	32.455	40.533	118.1	19:07.146	10	A	1:28.513	16.389	32.463	39.661	119.0	19:03.026
11	B	1:28.660	16.074	32.527	40.059	118.8	20:35.806	11	A	1:27.902	16.036	32.339	39.527	119.8	20:30.928
12	B	1:29.072	16.104	32.619	40.349	118.2	22:04.878	12	A	1:28.675	16.089	32.356	40.230	118.7	21:59.603
13	B	3:03.464	18.883	1:09.180	1:35.401	57.4	25:08.342	13	A	3:01.404	18.542	1:08.597	1:34.265	58.0	25:01.007
14	B	2:27.012	44.491	56.947	45.574	71.6	27:35.354	14	A	2:31.259	44.966	59.698	46.595	69.6	27:32.266
15	B	1:28.679	16.102	32.932	39.645	118.7	29:04.033	15	A	1:28.580	16.226	32.492	39.862	118.9	29:00.846
16	B	1:29.014	16.035	32.733	40.246	118.3	30:33.047	16	A	1:29.166	16.407	32.648	40.111	118.1	30:30.012
17	B	1:31.131	16.193	32.742	42.196	115.5	32:04.178	17	A	1:31.088	16.478	32.931	41.679	115.6	32:01.100
18	B	1:29.761	16.170	32.743	40.848	117.3	33:33.939	18	B	2:40.387	16.304	32.755	1:51.328	65.7	34:41.487
19	A	2:42.907	16.242	33.394	1:53.271	64.6	36:16.846	19	B	1:31.110	17.124	33.283	40.703	115.6	36:12.597
20	A	1:29.868	16.851	32.669	40.348	117.2	37:46.714	20	B	1:29.151	16.674	32.712	39.765	118.1	37:41.748
21	A	1:30.065	16.706	33.088	40.271	116.9	39:16.779	21	B	1:28.085	16.178	32.394	39.513	119.5	39:09.833
22	A	1:29.428	16.308	32.817	40.303	117.7	40:46.207	22	B	1:28.648	16.315	32.436	39.897	118.8	40:38.481
23	A	1:28.656	16.117	32.374	40.165	118.8	42:14.863	23	B	1:28.210	16.148	32.402	39.660	119.4	42:06.691
24	A	1:30.544	16.229	32.471	41.844	116.3	43:45.407	24	B	1:28.368	15.981	32.491	39.896	119.2	43:35.059
25	A	1:27.650	15.568	31.729	40.353	120.1	45:13.057	25	B	1:28.410	16.197	32.462	39.751	119.1	45:03.469
26	A	1:27.729	16.683	31.891	39.155	120.0	46:40.786	26	B	1:28.080	15.993	32.296	39.791	119.6	46:31.549
27	A	1:27.247	15.667	31.937	39.643	120.7	48:08.033	27	B	1:28.246	16.148	32.586	39.512	119.3	47:59.795
28	A	1:27.192	15.919	31.808	39.465	120.8	49:35.225	28	B	1:28.114	16.094	32.250	39.770	119.5	49:27.909
29	A	1:29.191	16.094	33.265	39.832	118.1	51:04.416	29	B	1:27.691	16.110	32.279	39.302	120.1	50:55.600
30	A	1:26.983	15.854	31.758	39.371	121.1	52:31.399	30	B	1:28.194	16.048	32.408	39.738	119.4	52:23.794
31	A	2:50.826	15.765	31.913	2:03.148	61.6	55:22.225	31	B	1:28.369	15.988	32.484	39.897	119.2	53:52.163
32	A	2:39.894	16.136	32.115	1:51.643	65.9	58:02.119	32	B	1:28.951	15.905	32.254	40.792	118.4	55:21.114
21 Bruno SENNA BRA Mahindra Racing Formula E Team Mahindra M2ELECTRO								25 Jean-Eric VERGNE FRA DS Virgin Racing Formula E Team Virgin Racing Engineering DSV-01							
1	A	2:42.047	25.635	55.449	1:20.963	65.0	2:42.047	1	B	2:38.582	24.283	52.641	1:21.658	66.4	2:38.582
2	A	2:37.613	41.943	1:09.652	46.018	66.8	5:19.660	2	B	2:38.177	41.137	1:10.220	46.820	66.6	5:16.759
3	A	1:30.485	16.695	33.015	40.775	116.4	6:50.145	3	B	1:30.848	16.537	33.179	41.132	115.9	6:47.607
4	A	1:30.312	16.742	32.754	40.816	116.6	8:20.457								
5	A	1:29.908	16.488	32.869	40.551	117.1	9:50.365								
6	A	1:29.197	16.126	32.673	40.398	118.1	11:19.562								
7	A	1:32.425	16.144	33.000	43.281	113.9	12:51.987								
8	A	2:14.938	16.213	43.311	1:15.414	78.0	15:06.925								
9	A	2:34.030	40.673	1:08.107	45.250	68.4	17:40.955								
10	A	1:30.854	16.052	32.363	42.439	115.9	19:11.809								
11	A	1:28.859	16.126	32.534	40.199	118.5	20:40.668								
12	A	1:34.648	16.113	32.932	45.603	111.3	22:15.316								
13	A	2:57.650	21.486	1:00.345	1:35.819	59.3	25:12.966								
14	A	2:25.859	44.344	57.441	44.074	72.2	27:38.825								
15	A	1:28.189	16.337	32.252	39.600	119.4	29:07.014								
16	A	1:28.205	16.002	32.341	39.862	119.4	30:35.219								
17	A	1:30.204	16.150	32.450	41.604	116.7	32:05.423								
18	B	2:40.004	16.566	32.464	1:50.974	65.8	34:45.427								



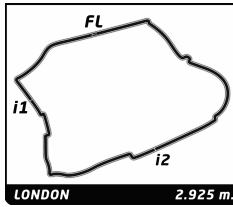
FIA Formula E Championship

Round 10 - London ePrix

Race Analysis

Official Timekeeper TAGHeuer

Lap	C	Time	Sector 1	Sector 2	Sector 3	Kph	Elapsed	Lap	Time	Sector 1	Sector 2	Sector 3	Kph	Elapsed	
4	B	1:30.003	16.580	32.631	40.792	117.0	8:17.610	55 Antonio Felix DA COSTA PRT Team Aguri SRTO1-e							
5	B	1:29.263	16.460	32.699	40.104	118.0	9:46.873	1	B	2:43.947	26.178	56.553	1:21.216	64.2	2:43.947
6	B	1:29.124	16.163	32.668	40.293	118.1	11:15.997	2	B	2:36.919	42.143	1:09.849	44.927	67.1	5:20.866
7	B	1:29.748	16.213	33.387	40.148	117.3	12:45.745	3	B	1:29.870	16.192	33.086	40.592	117.2	6:50.736
8	B	2:11.993	16.076	38.940	1:16.977	79.8	14:57.738	4	B	1:30.239	16.690	32.843	40.706	116.7	8:20.975
9	B	2:37.922	41.435	1:09.477	47.010	66.7	17:35.660	5	B	1:29.853	16.407	32.903	40.543	117.2	9:50.828
10	B	1:28.414	16.172	32.360	39.882	119.1	19:04.074	6	B	1:29.534	16.300	32.427	40.807	117.6	11:20.362
11	B	1:27.958	16.048	32.075	39.835	119.7	20:32.032	7	B	1:29.760	16.119	32.655	40.986	117.3	12:50.122
12	B	1:28.684	16.137	32.171	40.376	118.7	22:00.716	8	B	2:15.085	16.099	42.628	1:16.358	78.0	15:05.207
13	B	3:03.064	19.120	1:08.951	1:34.993	57.5	25:03.780	9	B	2:34.092	40.404	1:07.939	45.749	68.3	17:39.299
14	B	2:29.583	44.807	58.692	46.084	70.4	27:33.363	10	B	1:29.817	15.943	32.939	40.935	117.2	19:09.116
15	B	1:28.554	16.117	32.339	40.098	118.9	29:01.917	11	B	1:29.558	16.110	33.025	40.423	117.6	20:38.674
16	B	1:29.247	16.251	32.499	40.497	118.0	30:31.164	12	B	1:28.570	15.980	32.409	40.181	118.9	22:07.244
17	B	1:30.693	16.369	32.510	41.814	116.1	32:01.857	13	B	3:02.359	17.985	1:09.050	1:35.324	57.7	25:09.603
18	A	2:38.961	15.897	32.594	1:50.470	66.2	34:40.818	14	B	2:26.316	44.978	56.111	45.227	72.0	27:35.919
19	A	1:30.539	16.951	33.065	40.523	116.3	36:11.357	15	B	1:28.766	16.317	32.534	39.915	118.6	29:04.685
20	A	1:28.625	16.344	32.426	39.855	118.8	37:39.982	16	B	1:28.761	16.099	32.408	40.254	118.6	30:33.446
21	A	1:27.639	16.106	32.082	39.451	120.2	39:07.621	17	B	1:30.417	16.217	32.750	41.450	116.5	32:03.863
22	A	1:27.632	15.915	32.030	39.687	120.2	40:35.253	18	A	2:39.117	16.160	32.612	1:50.345	66.2	34:42.980
23	A	1:27.304	15.902	31.968	39.434	120.6	42:02.557	19	A	1:30.895	16.601	33.124	41.170	115.8	36:13.875
24	A	1:27.441	15.826	32.036	39.579	120.4	43:29.998	20	A	1:28.538	16.122	32.331	40.085	118.9	37:42.413
25	A	1:27.214	15.677	32.072	39.465	120.7	44:57.212	21	A	1:28.134	16.038	32.344	39.752	119.5	39:10.547
26	A	1:27.326	15.746	32.137	39.443	120.6	46:24.538	22	A	1:28.362	15.996	32.440	39.926	119.2	40:38.909
27	A	1:27.568	15.824	32.080	39.664	120.2	47:52.106	23	A	1:28.295	16.079	32.373	39.843	119.3	42:07.204
28	A	1:27.721	15.867	32.188	39.666	120.0	49:19.827	24	A	1:28.839	16.301	32.400	40.138	118.5	43:36.043
29	A	1:27.953	15.927	32.374	39.652	119.7	50:47.780	25	A	1:28.311	16.210	32.335	39.766	119.2	45:04.354
30	A	1:28.070	15.980	32.304	39.786	119.6	52:15.850	26	A	1:28.037	15.979	32.046	40.012	119.6	46:32.391
31	A	1:27.768	16.109	32.094	39.565	120.0	53:43.618	27	A	1:28.378	15.960	32.465	39.953	119.1	48:00.769
32	A	1:28.930	16.140	32.423	40.367	118.4	55:12.548	28	A	1:28.276	16.028	32.072	40.176	119.3	49:29.045
33	A	1:37.102	17.459	36.783	42.860	108.4	56:49.650	29	A	1:27.721	16.087	31.956	39.678	120.0	50:56.766
27 Robin FRUJNS NED Andretti Formula E Race Team SRTO1-e								66 Daniel ABT DEU ABT Schaeffler Audi Sport ABT Schaeffler FE01							
1	A	2:44.734	26.373	57.930	1:20.431	63.9	2:44.734	1	A	2:34.941	22.759	51.266	1:20.916	68.0	2:34.941
2	A	2:36.733	42.524	1:09.729	44.480	67.2	5:21.467	2	A	2:39.989	41.998	1:10.460	47.531	65.8	5:14.930
3	A	1:29.899	16.213	33.179	40.507	117.1	6:51.366	3	A	1:30.476	16.879	33.049	40.548	116.4	6:45.406
4	A	1:30.010	16.432	33.150	40.428	117.0	8:21.376	4	A	1:29.022	16.425	32.324	40.273	118.3	8:14.428
5	A	1:29.912	16.338	33.246	40.328	117.1	9:51.288	5	A	1:28.348	16.341	32.274	39.733	119.2	9:42.776
6	A	1:29.542	16.276	32.719	40.547	117.6	11:20.830	6	A	1:27.933	16.177	32.105	39.651	119.8	11:10.709
7	A	1:30.825	16.212	32.373	42.240	115.9	12:51.655	7	A	1:28.247	16.262	32.016	39.969	119.3	12:38.956
8	A	2:14.533	15.833	42.834	1:15.866	78.3	15:06.188	8	A	2:15.510	16.300	38.042	1:21.168	77.7	14:54.466
9	A	2:33.755	40.425	1:08.104	45.226	68.5	17:39.943	9	A	2:40.659	43.358	1:09.897	47.404	65.5	17:35.125
10	A	1:30.884	15.997	32.668	42.219	115.9	19:10.827	10	A	1:28.490	16.266	32.268	39.956	119.0	19:03.615
11	A	1:28.917	16.237	32.083	40.597	118.4	20:39.744	11	A	1:27.871	15.929	32.123	39.819	119.8	20:31.486
28 Simona DE SILVESTRO CHE Andretti Formula E Race Team SRTO1-e								12 A 1:28.638 16.061 32.126 40.451 118.8 22:00.124							
1	B	2:48.373	27.516	1:00.122	1:20.735	62.5	2:48.373	13	A	3:01.865	19.106	1:08.438	1:34.321	57.9	25:01.989
2	B	2:38.790	41.771	1:09.764	47.255	66.3	5:27.163	14	A	2:30.942	45.187	59.298	46.457	69.8	27:32.931
3	B	1:30.853	16.727	33.236	40.890	115.9	6:58.016	15	A	1:28.423	15.983	32.255	40.185	119.1	29:01.354
4	B	1:32.534	18.753	33.181	40.600	113.8	8:30.550	16	A	1:29.192	16.252	32.564	40.376	118.1	30:30.546
5	B	1:30.475	16.909	32.815	40.751	116.4	10:01.025	17	A	1:29.709	16.306	32.818	40.585	117.4	32:00.255
6	B	1:30.893	16.841	33.478	40.574	115.9	11:31.918	18	B	2:37.681	15.937	32.109	1:49.635	66.8	34:37.936
7	B	1:30.847	17.198	33.307	40.342	115.9	13:02.765								
8	B	2:10.223	16.997	42.324	1:10.902	80.9	15:12.988								
9	B	2:31.298	38.656	1:07.289	45.353	69.6	17:44.286								



FIA Formula E Championship

Round 10 - London ePrix

Race Analysis

Official Timekeeper TAG Heuer

Lap	C	Time	Sector 1	Sector 2	Sector 3	Kph	Elapsed	Lap	Time	Sector 1	Sector 2	Sector 3	Kph	Elapsed	
19	B	1:31.190	17.396	33.629	40.165	115.5	36:09.126	5	B	1:29.738	16.484	32.967	40.287	117.3	9:47.855
20	B	1:28.504	16.405	32.414	39.685	119.0	37:37.630	6	B	1:29.046	16.292	32.542	40.212	118.3	11:16.901
21	B	1:28.070	16.124	32.312	39.634	119.6	39:05.700	7	B	1:29.821	16.271	33.059	40.491	117.2	12:46.722
22	B	1:28.177	15.966	32.377	39.834	119.4	40:33.877	8	B	2:12.991	16.231	39.697	1:17.063	79.2	14:59.713
23	B	1:27.269	15.921	31.744	39.604	120.7	42:01.146	9	B	2:36.885	40.873	1:08.859	47.153	67.1	17:36.598
24	B	1:27.458	15.837	32.000	39.621	120.4	43:28.604	10	B	1:28.820	16.193	32.400	40.227	118.6	19:05.418
25	B	1:27.752	15.979	32.032	39.741	120.0	44:56.356	11	B	1:28.131	16.067	32.192	39.872	119.5	20:33.549
26	B	1:27.224	15.937	31.958	39.329	120.7	46:23.580	12	B	1:28.661	16.276	32.344	40.041	118.8	22:02.210
27	B	1:27.557	15.919	32.105	39.533	120.3	47:51.137	13	B	3:03.684	18.747	1:09.628	1:35.309	57.3	25:05.894
28	B	1:27.720	16.070	32.011	39.639	120.0	49:18.857	14	B	2:28.219	44.380	57.840	45.999	71.0	27:34.113
29	B	1:27.706	15.886	32.114	39.706	120.1	50:46.563	15	B	1:28.794	16.298	32.428	40.068	118.6	29:02.907
30	B	1:27.776	16.088	31.935	39.753	120.0	52:14.339	16	B	1:29.031	16.182	32.420	40.429	118.3	30:31.938
31	B	1:28.069	16.023	32.257	39.789	119.6	53:42.408	17	B	1:30.485	16.350	32.532	41.603	116.4	32:02.423
32	B	1:28.543	16.093	32.219	40.231	118.9	55:10.951	18	A	2:39.891	16.129	32.641	1:51.121	65.9	34:42.314
33	B	1:29.330	16.231	32.568	40.531	117.9	56:40.281	19	A	1:31.640	16.854	33.104	41.682	114.9	36:13.954

77 Qing Hua MA								CHN
Team Aguri								SRT01-e
1	A	2:50.127	27.923	1:00.844	1:21.360	61.9	2:50.127	
2	A	2:37.549	40.793	1:09.777	46.979	66.8	5:27.676	
3	A	1:31.611	16.793	33.806	41.012	114.9	6:59.287	
4	A	1:30.611	16.557	33.223	40.831	116.2	8:29.898	
5	A	1:30.236	16.263	33.027	40.946	116.7	10:00.134	
6	A	1:30.848	16.363	33.435	41.050	115.9	11:30.982	
7	A	1:30.439	16.449	33.141	40.849	116.4	13:01.421	
8	A	2:08.705	16.713	41.986	1:10.006	81.8	15:10.126	
9	A	2:33.261	40.344	1:07.734	45.183	68.7	17:43.387	
10	A	1:29.959	16.235	32.980	40.744	117.1	19:13.346	
11	A	1:29.784	16.333	33.190	40.261	117.3	20:43.130	
12	A	1:35.618	16.457	33.095	46.066	110.1	22:18.748	
13	A	2:56.649	25.637	54.688	1:36.324	59.6	25:15.397	
14	A	2:25.514	43.694	57.311	44.509	72.4	27:40.911	
15	A	1:28.506	15.875	32.781	39.850	119.0	29:09.417	
16	A	1:28.432	16.033	32.826	39.573	119.1	30:37.849	
17	B	2:38.395	15.773	32.700	1:49.922	66.5	33:16.244	
18	B	1:36.076	17.590	33.982	44.504	109.6	34:52.320	
19	B	1:31.033	16.482	33.424	41.127	115.7	36:23.353	
20	B	1:30.960	16.952	33.254	40.754	115.8	37:54.313	
21	B	1:30.779	16.286	33.207	41.286	116.0	39:25.092	
22	B	1:31.535	16.800	33.311	41.424	115.0	40:56.627	
23	B	1:31.215	16.913	33.292	41.010	115.4	42:27.842	
24	B	1:30.987	16.653	33.423	40.911	115.7	43:58.829	
25	B	1:30.780	16.454	33.376	40.950	116.0	45:29.609	
26	B	1:31.059	16.890	33.069	41.100	115.6	47:00.668	
27	B	2:08.701	16.193	33.232	1:19.276	81.8	49:09.369	
28	B	1:32.387	16.290	35.154	40.943	114.0	50:41.756	
29	B	1:29.367	16.423	32.859	40.085	117.8	52:11.123	
30	B	1:28.535	16.044	32.589	39.902	118.9	53:39.658	
31	B	1:29.102	15.853	32.430	40.819	118.2	55:08.760	
32	B	1:29.433	15.889	32.396	41.148	117.7	56:38.193	

88 Oliver TURVEY								GBR
NEXTEV TCR Formula E Team								NEXTEV TCR FormulaE 001
1	B	2:36.139	23.497	51.429	1:21.213	67.4	2:36.139	
2	B	2:39.718	42.001	1:10.577	47.140	65.9	5:15.857	
3	B	1:31.406	16.564	33.275	41.567	115.2	6:47.263	
4	B	1:30.854	16.346	32.847	41.661	115.9	8:18.117	