

FIA Formula E Championship

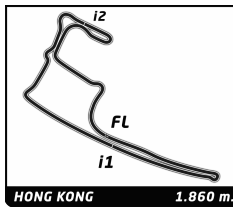
Round 1 - Hong Kong ePrix

Non Qualifying Practice 2

Analysis

Official Timekeeper 

Lap	C	Time	Sector 1	Sector 2	Sector 3	Kph	Elapsed	Lap	Time	Sector 1	Sector 2	Sector 3	Kph	Elapsed	
2		Sam BIRD GBR													
		DS Virgin Racing						DS Virgin DSV-02							
1	B	2:02.569	1:02.534	27.066	32.969	54.6	2:02.569	1	A	3:48.041	2:56.778	23.652	27.611	29.4	3:48.041
2	B	1:20.997	20.368	22.479	38.150	82.7	3:23.566	2	A	1:05.415	19.140	21.137	25.138	102.4	4:53.456
3	B	1:02.724	17.972	20.208	24.544	106.8	4:26.290	3	A	1:04.097	18.692	20.433	24.972	104.5	5:57.553
4	B	1:28.441	23.151	36.851	28.439	75.7	5:54.731	4	A	1:04.251	18.846	20.489	24.916	104.2	7:01.804
5	B	1:05.352	18.753	21.057	25.542	102.5	7:00.083	5	A	1:04.182	18.754	20.361	25.067	104.3	8:05.986
6	B	1:05.099	18.946	20.894	25.259	102.9	8:05.182	6	A	1:06.838	19.350	21.545	25.943	100.2	9:12.824
7	B	1:05.736	19.099	21.084	25.553	101.9	9:10.918	7	A	1:06.912	19.333	21.660	25.919	100.1	10:19.736
8	B	1:05.662	18.846	20.947	25.869	102.0	10:16.580	8	A	1:05.716	19.155	21.048	25.513	101.9	11:25.452
9	B	1:04.765	18.879	20.543	25.343	103.4	11:21.345	9	B	9:23.528 B	19.114	2:07.464	6:56.950	11.9	20:48.980
10	B	9:12.713 B	18.981	20.907	8:32.825	12.1	20:34.058	10	B	1:15.257	23.876	24.005	27.376	89.0	22:04.237
11	A	4:34.524 B	23.125	22.130	3:49.269	24.4	25:08.582	11	B	1:10.469	19.027	21.117	30.325	95.0	23:14.706
12	A	1:23.073	29.075	26.349	27.649	80.6	26:31.655	12	B	1:05.426	18.349	21.047	26.030	102.3	24:20.132
13	A	1:12.592	21.996	23.072	27.524	92.2	27:44.247	13	B	1:08.246	20.579	22.248	25.419	98.1	25:28.378
14	A	1:04.738	18.024	19.909	26.805	103.4	28:48.985	14	B	1:04.478	18.700	20.422	25.356	103.8	26:32.856
15	A	1:11.037	20.723	22.601	27.713	94.3	30:00.022	15	B	1:04.605	18.921	20.573	25.111	103.6	27:37.461
								16	B	1:05.739	18.856	21.382	25.501	101.9	28:43.200
								17	B	1:07.786	18.841	20.457	28.488	98.8	29:50.986
								18	B	1:07.778	19.051	22.826	25.901	98.8	30:58.764
3		Nelson PIQUET JR BRA													
		NEXTEV NIO						NexTEV TCR Formula 002							
1	B	2:24.243	1:35.595	22.164	26.484	46.4	2:24.243	1	A	1:32.587	43.394	22.830	26.363	72.3	1:32.587
2	B	1:06.844	18.744	20.845	27.255	100.2	3:31.087	2	A	1:13.022	19.067	21.133	32.822	91.7	2:45.609
3	B	1:04.752	18.569	21.362	24.821	103.4	4:35.839	3	A	1:03.231	18.320	20.056	24.855	105.9	3:48.840
4	B	1:03.676	18.366	20.371	24.939	105.2	5:39.515	4	B	3:47.410 B	19.912	21.000	3:06.498	29.4	7:36.250
5	B	1:05.632	19.034	21.136	25.462	102.0	6:45.147	5	B	1:14.763	23.391	25.098	26.274	89.6	8:51.013
6	B	1:04.803	18.902	20.574	25.327	103.3	7:49.950	6	B	1:09.198	18.866	24.842	25.490	96.8	10:00.211
7	B	1:06.781	19.642	21.124	26.015	100.3	8:56.731	7	B	1:04.312	18.708	20.503	25.101	104.1	11:04.523
8	B	1:06.278	18.797	21.997	25.484	101.0	10:03.009	8	B	1:06.207	18.666	20.426	27.115	101.1	12:10.730
9	B	1:05.424	18.877	21.041	25.506	102.3	11:08.433	9	B	4:23.264				25.4	16:33.994
10	B	1:06.911	18.781	20.953	27.177	100.1	12:15.344								
11	B	1:16.050	21.534	25.020	29.496	88.0	13:31.394								
12	A	8:27.278 B	33.497	44.994	7:08.787	13.2	21:58.672								
13	A	1:09.049	22.664	20.929	25.456	97.0	23:07.721								
14	A	1:11.405	19.226	20.456	31.723	93.8	24:19.126								
15	A	1:03.953	18.169	20.804	24.980	104.7	25:23.079								
16	A	1:15.599	20.310	27.302	27.987	88.6	26:38.678								
17	A	1:11.087	18.418	21.441	31.228	94.2	27:49.765								
18	A	1:05.640	18.556	20.066	27.018	102.0	28:55.405								
4		Stéphane SARRAZIN FRA													
		Venturi Formula E Team						Venturi VM200-FE-02							
1	B	2:01.245	1:04.075	24.112	33.058	55.2	2:01.245	1	A	2:08.926	1:16.464	23.089	29.373	51.9	2:08.926
2	B	1:17.610	19.242	21.067	37.301	86.3	3:18.855	2	A	1:17.475	19.873	20.891	36.711	86.4	3:26.401
3	B	1:05.168	18.953	20.676	25.539	102.7	4:24.023	3	A	1:04.499	18.864	20.251	25.384	103.8	4:30.900
4	B	1:04.901	18.736	20.600	25.565	103.2	5:28.924	4	A	1:04.060	18.722	19.942	25.396	104.5	5:34.960
5	B	1:04.930	18.809	20.582	25.539	103.1	6:33.854	5	A	1:04.465	18.576	20.519	25.370	103.9	6:39.425
6	B	1:04.778	18.851	20.435	25.492	103.4	7:38.632	6	A	1:09.348	18.653	20.138	30.557	96.6	7:48.773
7	B	1:04.640	18.699	20.445	25.496	103.6	8:43.272	7	A	4:06.780 B	18.649	20.279	3:27.852	27.1	11:55.553
8	B	11:26.247 B	19.404	21.445	...	9.8	20:09.519	8	A	1:15.233	23.767	22.594	28.872	89.0	13:10.786
9	B	1:13.836	24.552	21.507	27.777	90.7	21:23.355	9	B	7:46.253 B	20.894	28.453	6:56.906	14.4	20:57.039
10	A	4:48.986 B	19.596	20.873	4:08.517	23.2	26:12.341	10	B	1:11.692	23.327	22.424	25.941	93.4	22:08.731
11	A	1:11.467	23.413	21.643	26.411	93.7	27:23.808	11	B	1:11.044	19.482	22.375	29.187	94.3	23:19.775
12	A	1:06.030	18.974	20.809	26.247	101.4	28:29.838	12	B	1:03.831	18.397	20.149	25.285	104.9	24:23.606
13	A	1:03.230	18.137	20.016	25.077	105.9	29:33.068	13	B	1:27.916	26.389	30.290	31.237	76.2	25:51.522
14	A	1:17.045	21.278	24.488	31.279	86.9	30:50.113	14	B	1:04.002	18.261	19.868	25.873	104.6	26:55.524
								15	B	1:17.079	22.030	23.776	31.273	86.9	28:12.603
								16	B	1:10.649	18.791	20.854	31.004	94.8	29:23.252
								17	B	1:20.776	18.644	28.094	34.038	82.9	30:44.028
5		Maro ENGEL DEU													
		Venturi Formula E Team						Venturi VM200-FE-02							
1	A	3:48.041	2:56.778	23.652	27.611	29.4	3:48.041	1	A	1:32.587	43.394	22.830	26.363	72.3	1:32.587
2	A	1:05.415	19.140	21.137	25.138	102.4	4:53.456	2	A	1:13.022	19.067	21.133	32.822	91.7	2:45.609
3	A	1:04.097	18.692	20.433	24.972	104.5	5:57.553	3	A	1:03.231	18.320	20.056	24.855	105.9	3:48.840
4	A	1:04.251	18.846	20.489	24.916	104.2	7:01.804	4	B	3:47.410 B	19.912	21.000	3:06.498	29.4	7:36.250
5	A	1:04.182	18.754	20.361	25.067	104.3	8:05.986	5	B	1:14.763	23.391	25.098	26.274	89.6	8:51.013
6	A	1:06.838	19.350	21.545	25.943	100.2	9:12.824	6	B	1:09.198	18.866	24.842	25.490	96.8	10:00.211
7	A	1:06.912	19.333	21.660	25.919	100.1	10:19.736	7	B	1:04.312	18.708	20.503	25.101	104.1	11:04.523
8	A	1:05.716	19.155	21.048	25.513	101.9	11:25.452	8	B	1:06.207	18.666	20.426	27.115	101.1	12:10.730
9	B	9:23.528 B	19.114	2:07.464	6:56.950	11.9	20:48.980	9	B	4:23.264				25.4	16:33.994
10	B	1:15.257	23.876	24.005	27.376	89.0	22:04.237								
11	B	1:10.469	19.027	21.117	30.325	95.0	23:14.706								
12	B	1:05.426	18.349	21.047	26.030	102.3	24:20.132								
13	B	1:08.246	20.579	22.248	25.419	98.1	25:28.378								
14	B	1:04.478	18.700	20.422	25.356	103.8	26:32.856	</							



FIA Formula E Championship

Round 1 - Hong Kong ePrix

Non Qualifying Practice 2

Analysis

Official Timekeeper TAGHeuer

Lap	C	Time	Sector 1	Sector 2	Sector 3	Kph	Elapsed	Lap	Time	Sector 1	Sector 2	Sector 3	Kph	Elapsed
1	B	1:16.791	29.336	21.315	26.140	87.2	1:16.791							
2	B	1:06.458	18.979	20.714	26.765	100.8	2:23.249							
3	B	1:13.708	18.170	20.073	35.465	90.8	3:36.957							
4	B	5:29.214 B	18.581	20.622	4:50.011	20.3	9:06.171							
5	B	1:10.003	22.995	20.807	26.201	95.7	10:16.174							
6	B	1:03.955	18.501	20.371	25.083	104.7	11:20.129							
7	B	1:04.853	18.643	20.563	25.647	103.2	12:24.982							
8	B	1:14.531	22.673	25.288	26.570	89.8	13:39.513							
9	A	6:24.681 B	39.426	43.635	5:01.620	17.4	20:04.194							
10	A	1:09.914	23.038	21.319	25.557	95.8	21:14.108							
11	A	1:06.385	19.201	20.773	26.411	100.9	22:20.493							
12	A	1:02.611	18.286	19.752	24.573	106.9	23:23.104							
13	A	1:10.526	19.510	21.022	29.994	94.9	24:33.630							
14	A	1:09.894	18.467	20.274	31.153	95.8	25:43.524							
15	A	1:03.667	18.454	20.262	24.951	105.2	26:47.191							
16	A	1:04.347	18.585	20.412	25.350	104.1	27:51.538							
17	A	1:04.596	18.621	20.182	25.793	103.7	28:56.134							
18	A	1:09.555	18.739	24.096	26.720	96.3	30:05.689							

9		Sébastien BUEMI	CHE				
		Renault e.dams	Renault Z.E. 16				
1	B	1:21.421	30.910	21.242	29.269	82.2	1:21.421
2	B	1:34.204	41.818	22.088	30.298	71.1	2:55.625
3	B	1:03.849	18.571	20.261	25.017	104.9	3:59.474
4	B	1:03.452	18.370	20.058	25.024	105.5	5:02.926
5	B	1:11.250	22.390	22.927	25.933	94.0	6:14.176
6	B	1:03.082	18.336	19.912	24.834	106.1	7:17.258
7	A	14:26.839 B	19.119	22.712	...	7.7	21:44.097
8	A	1:15.608	25.761	22.347	27.500	88.6	22:59.705
9	A	1:12.522	19.123	21.466	31.933	92.3	24:12.227
10	A	1:07.710	19.799	21.351	26.560	98.9	25:19.937
11	A	1:04.741	18.066	21.245	25.430	103.4	26:24.678
12	A	1:08.534	19.628	20.274	28.632	97.7	27:33.212
13	A	1:03.108	18.312	19.967	24.829	106.1	28:36.320
14	A	1:12.656	21.420	23.381	27.855	92.2	29:48.976
15	A	1:07.587	18.249	23.033	26.305	99.1	30:56.563

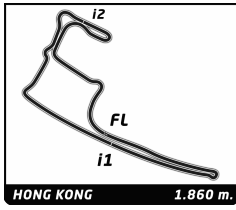
11		Lucas DI GRASSI	BRA				
		ABT Schaeffler Audi Sport	ABT Schaeffler FE02				
1	A	1:17.895	28.669	21.564	27.662	86.0	1:17.895
2	A	1:06.868	19.302	21.380	26.186	100.1	2:24.763
3	A	1:07.731	18.931	21.104	27.696	98.9	3:32.494
4	A	1:05.132	18.824	21.037	25.271	102.8	4:37.626
5	A	1:04.694	18.599	20.754	25.341	103.5	5:42.320
6	A	1:04.514	18.728	20.647	25.139	103.8	6:46.834
7	A	1:04.294	18.580	20.591	25.123	104.1	7:51.128
8	A	1:10.632	19.094	22.308	29.230	94.8	9:01.760
9	A	1:03.458	18.302	20.241	24.915	105.5	10:05.218
10	A	1:03.773	18.402	20.172	25.199	105.0	11:08.991
11	A	1:05.363	18.811	20.817	25.735	102.4	12:14.354
12	B	7:50.593 B	21.178	25.054	7:04.361	14.2	20:04.947
13	B	1:10.262	23.140	21.250	25.872	95.3	21:15.209
14	B	1:09.658	18.898	21.910	28.850	96.1	22:24.867
15	A	4:34.218 B	17.967	27.788	3:48.463	24.4	26:59.085
16	A	1:11.624	24.401	21.282	25.941	93.5	28:10.709
17	A	1:05.452	19.476	20.231	25.745	102.3	29:16.161
18	A	1:13.311	18.600	23.646	31.065	91.3	30:29.472

19		Felix ROSENQVIST	SWE				
		Mahindra Racing	Mahindra M3Electro				
1	B	2:06.741	1:11.508	23.542	31.691	52.8	2:06.741
2	B	1:23.829	23.484	24.864	35.481	79.9	3:30.570
3	B	1:17.322	18.854	32.396	26.072	86.6	4:47.892
4	B	1:03.418	18.356	20.232	24.830	105.6	5:51.310
5	A	5:02.960 B	18.655	24.688	4:19.617	22.1	10:54.270
6	A	1:13.199	23.339	21.303	28.557	91.5	12:07.469
7	A	11:02.110 B	19.077	22.968	...	10.1	23:09.579
8	A	1:13.418	25.140	22.535	25.743	91.2	24:22.997
9	A	1:23.040	18.440	26.994	37.606	80.6	25:46.037
10	A	1:04.441	18.123	20.913	25.405	103.9	26:50.478
11	A	1:15.262	22.070	25.575	27.617	89.0	28:05.740
12	A	1:02.825	17.954	19.838	25.033	106.6	29:08.565
13	A	1:34.174	24.616	35.805	33.753	71.1	30:42.739

20		Mitch EVANS	NZL				
		Panasonic Jaguar Racing	Jaguar I-Type 1				
1	A	1:48.861	55.175	25.365	28.321	61.5	1:48.861
2	A	1:12.903	19.538	21.860	31.505	91.8	3:01.764
3	A	1:08.090	19.080	21.123	27.887	98.3	4:09.854
4	A	1:05.656	18.264	21.944	25.448	102.0	5:15.510
5	A	1:13.478	21.804	25.024	26.650	91.1	6:28.988
6	A	1:04.336	18.293	20.669	25.374	104.1	7:33.324
7	A	12:53.871 B	19.935	23.558	...	8.7	20:27.195
8	A	1:13.315	24.515	22.750	26.050	91.3	21:40.510
9	A	1:14.648	20.668	23.214	30.766	89.7	22:55.158
10	A	1:08.776	19.005	21.800	27.971	97.4	24:03.934
11	A	1:05.529	18.899	20.912	25.718	102.2	25:09.463
12	A	1:05.234	18.890	20.819	25.525	102.6	26:14.697
13	A	1:05.108	18.864	20.820	25.424	102.8	27:19.805
14	A	1:05.316	19.064	20.927	25.325	102.5	28:25.121
15	A	1:06.907	19.525	21.660	25.722	100.1	29:32.028
16	A	1:17.005	19.708	25.558	31.739	87.0	30:49.033

23		Nick HEIDFELD	DEU				
		Mahindra Racing	Mahindra M3Electro				
1	A	1:59.317	59.548	27.594	32.175	56.1	1:59.317
2	A	1:16.801	19.085	20.760	36.956	87.2	3:16.118
3	A	1:03.044	18.140	20.032	24.872	106.2	4:19.162
4	A	6:17.250 B	20.562	23.370	5:33.318	17.7	10:36.412
5	A	1:15.998	24.138	24.171	27.689	88.1	11:52.410
6	A	1:10.888	18.661	23.329	28.898	94.5	13:03.298
7	B	9:54.087 B	20.959	21.641	9:11.487	11.3	22:57.385
8	B	1:32.407	27.673	28.247	36.487	72.5	24:29.792
9	B	1:09.844	18.763	21.789	29.292	95.9	25:39.636
10	B	1:03.709	18.196	19.950	25.563	105.1	26:43.345
11	B	1:18.842	20.619	26.883	31.340	84.9	28:02.187
12	B	1:08.550	18.732	20.890	28.928	97.7	29:10.737
13	B	1:17.529	18.854	26.061	32.614	86.4	30:28.266

25		Jean-Eric VERGNE	FRA				
		TECHEETAH	Renault Z.E. 16				
1	A	1:53.601	55.511	30.278	27.812	58.9	1:53.601
2	A	1:15.390	18.962	21.806	34.622	88.8	3:08.991



FIA Formula E Championship

Round 1 - Hong Kong ePrix

Non Qualifying Practice 2

Analysis

Official Timekeeper TAGHeuer

Lap	C	Time	Sector 1	Sector 2	Sector 3	Kph	Elapsed
3	A	1:02.983	18.036	19.896	25.051	106.3	4:11.974
4	A	5:35.486 B	20.938	23.416	4:51.132	20.0	9:47.460
5	A	1:13.794	25.443	22.523	25.828	90.7	11:01.254
6	A	1:03.387	18.455	20.181	24.751	105.6	12:04.641
7	A	1:08.475	19.574	21.890	27.011	97.8	13:13.116
8	B	8:02.894 B	22.045	29.462	7:11.387	13.9	21:16.010
9	B	1:23.613	29.935	26.422	27.256	80.1	22:39.623
10	B	1:08.130	18.798	23.093	26.239	98.3	23:47.753
11	B	1:02.350	17.827	19.757	24.766	107.4	24:50.103
12	B	1:06.934	20.226	21.005	25.703	100.0	25:57.037
13	B	1:04.949	19.002	20.360	25.587	103.1	27:01.986
14	B	1:05.152	18.722	20.976	25.454	102.8	28:07.138
15	B	1:04.614	18.622	20.722	25.270	103.6	29:11.752
16	B	1:19.997	18.694	26.518	34.785	83.7	30:31.749

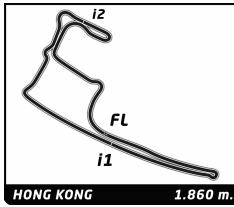
27	Robin FRIJNS	NLD					
Andretti Formula E		Andretti ATEC-02					
1	B	1:44.782	53.304	24.235	27.243	63.9	1:44.782
2	B	1:15.026	20.152	23.222	31.652	89.2	2:59.808
3	B	1:03.644	18.478	20.027	25.139	105.2	4:03.452
4	B	4:43.003 B	19.949	22.664	4:00.390	23.7	8:46.455
5	B	1:25.592	24.821	26.364	34.407	78.2	10:12.047
6	B	1:17.360	20.440	20.295	36.625	86.6	11:29.407
7	B	1:11.126	18.767	20.062	32.297	94.1	12:40.533
8	A	7:40.142 B	24.256	27.914	6:47.972	14.6	20:20.675
9	A	1:17.092	24.319	24.865	27.908	86.9	21:37.767
10	A	1:07.818	19.593	21.998	26.227	98.7	22:45.585
11	A	1:03.687	18.296	19.977	25.414	105.1	23:49.272
12	A	1:10.387	20.065	24.108	26.214	95.1	24:59.659
13	A	1:04.353	18.567	20.040	25.746	104.1	26:04.012
14	A	1:03.851	18.682	19.838	25.331	104.9	27:07.863
15	A	1:09.571	19.014	20.310	30.247	96.2	28:17.434
16	A	1:09.379	18.484	21.543	29.352	96.5	29:26.813
17	A	1:20.225	18.654	26.608	34.963	83.5	30:47.038

28	Antonio Felix DA COSTA	PRT					
Andretti Formula E		Andretti ATEC-02					
1	B	1:26.359	37.197	22.320	26.842	77.5	1:26.359
2	B	1:08.353	19.606	22.218	26.529	98.0	2:34.712
3	B	1:02.957	18.075	19.971	24.911	106.4	3:37.669
4	B	5:16.962 B	19.143	21.002	4:36.817	21.1	8:54.631
5	B	1:15.503	22.812	22.880	29.811	88.7	10:10.134
6	B	1:05.806	19.032	21.086	25.688	101.8	11:15.940
7	B	1:05.761	18.974	20.978	25.809	101.8	12:21.701
8	B	1:11.148	20.762	23.300	27.086	94.1	13:32.849
9	A	6:57.690 B	34.435	43.021	5:40.234	16.0	20:30.539
10	A	1:10.658	23.395	21.838	25.425	94.8	21:41.197
11	A	1:11.828	19.729	22.646	29.453	93.2	22:53.025
12	A	1:03.473	18.055	19.990	25.428	105.5	23:56.498
13	A	1:19.182	21.048	26.101	32.033	84.6	25:15.680
14	A	1:06.308	19.207	21.499	25.602	101.0	26:21.988
15	A	1:07.357	19.275	21.919	26.163	99.4	27:29.345
16	A	1:05.225	18.966	20.964	25.295	102.7	28:34.570
17	A	1:16.982	19.327	20.946	36.709	87.0	29:51.552

33	MA Qing Hua	CHN					
TECHETAH		Renault Z.E. 16					
1	B	1:30.128	39.047	24.115	26.966	74.3	1:30.128
2	B	1:06.751	18.980	22.177	25.594	100.3	2:36.879
3	B	1:08.003	19.077	21.778	27.148	98.5	3:44.882
4	B	1:17.527	22.489	27.355	27.683	86.4	5:02.409
5	B	1:04.278	18.532	20.370	25.376	104.2	6:06.687
6	B	1:04.028	18.769	20.385	24.874	104.6	7:10.715
7	B	1:23.950	21.903	28.204	33.843	79.8	8:34.665
8	B	1:05.128	18.629	20.355	26.144	102.8	9:39.793
9	A	10:32.862 B	19.103	20.753	9:53.006	10.6	20:12.655
10	A	1:22.841	26.642	25.581	30.618	80.8	21:35.496
11	A	1:23.040	22.964	28.138	31.938	80.6	22:58.536
12	A	1:07.306	18.040	20.269	28.997	99.5	24:05.842
13	A	1:30.231	26.315	31.945	31.971	74.2	25:36.073
14	A	1:03.159	17.996	20.085	25.078	106.0	26:39.232
15	A	1:15.588	20.174	25.226	30.188	88.6	27:54.820
16	A	1:04.571	19.035	20.597	24.939	103.7	28:59.391
17	A	1:07.643	18.868	22.757	26.018	99.0	30:07.034

37	José Maria LOPEZ	ARG					
DS Virgin Racing		DS Virgin DSV-02					
1	B	1:25.110	34.135	23.309	27.666	78.7	1:25.110
2	B	1:06.194	18.805	20.815	26.574	101.2	2:31.304
3	B	1:15.721	17.972	32.078	25.671	88.4	3:47.025
4	B	1:11.453	19.284	25.609	26.560	93.7	4:58.478
5	B	1:06.074	18.970	21.414	25.690	101.3	6:04.552
6	B	1:05.199	18.853	20.784	25.562	102.7	7:09.751
7	B	1:05.056	18.954	20.633	25.469	102.9	8:14.807
8	B	1:05.491	18.845	20.877	25.769	102.2	9:20.298
9	A	10:46.538 B	18.953	22.072	...	10.4	20:06.836
10	A	1:14.366	24.202	23.750	26.414	90.0	21:21.202
11	A	1:06.761	18.979	21.283	26.499	100.3	22:27.963
12	B	5:59.116 B	18.266	47.943	4:52.907	18.6	28:27.079
13	B	1:19.013	25.573	26.028	27.412	84.7	29:46.092
14	B	1:07.898	18.492	23.762	25.644	98.6	30:53.990

47	Adam CARROLL	GBR					
Panasonic Jaguar Racing		Jaguar I-Type 1					
1	A	2:17.626	1:26.127	24.460	27.039	48.7	2:17.626
2	A	1:14.314	19.444	21.861	33.009	90.1	3:31.940
3	A	1:09.577	21.177	22.103	26.297	96.2	4:41.517
4	A	1:07.480	19.892	22.081	25.507	99.2	5:48.997
5	A	1:07.891	19.457	22.729	25.705	98.6	6:56.888
6	A	1:07.487	19.996	21.910	25.581	99.2	8:04.375
7	A	1:07.922	19.458	22.616	25.848	98.6	9:12.297
8	A	1:08.952	19.085	22.139	27.728	97.1	10:21.249
9	A	1:05.493	19.034	21.238	25.221	102.2	11:26.742
10	A	1:10.314	18.836	21.043	30.435	95.2	12:37.056
11	B	11:19.287 B	25.566	27.655	...	9.9	23:56.343
12	B	1:16.906	24.061	25.174	27.671	87.1	25:13.249
13	B	1:07.691	19.818	21.645	26.228	98.9	26:20.940
14	B	1:04.020	18.482	20.520	25.018	104.6	27:24.960
15	B	1:05.842	19.605	20.818	25.419	101.7	28:30.802
16	B	1:05.043	18.856	20.953	25.234	102.9	29:35.845
17	B	1:15.526	19.049	26.786	29.691	88.7	30:51.371



FIA Formula E Championship

Round 1 - Hong Kong ePrix

Non Qualifying Practice 2

Analysis

Official Timekeeper TAGHeuer

■ Personal Best
 ■ Session Best
 ■ Crossing the finish line in pit lane

Lap	C	Time	Sector 1	Sector 2	Sector 3	Kph	Elapsed	Lap	Time	Sector 1	Sector 2	Sector 3	Kph	Elapsed
66		Daniel ABT												DEU
		ABT Schaeffler Audi Sport						ABT Schaeffler FE02						
1	B	1:23.315	32.231	22.302	28.782	80.4	1:23.315							
2	B	1:04.926	18.838	20.785	25.303	103.1	2:28.241							
3	B	1:04.850	18.630	20.280	25.940	103.3	3:33.091							
4	B	1:07.709	19.413	21.677	26.619	98.9	4:40.800							
5	B	1:03.609	18.370	20.204	25.035	105.3	5:44.409							
6	B	1:09.977	18.446	20.417	31.114	95.7	6:54.386							
7	B	1:05.121	18.904	20.771	25.446	102.8	7:59.507							
8	B	1:05.117	18.840	20.740	25.537	102.8	9:04.624							
9	B	1:07.120	18.632	20.167	28.321	99.8	10:11.744							
10	B	1:11.913	18.522	20.706	32.685	93.1	11:23.657							
11	B	1:06.049	18.399	20.239	27.411	101.4	12:29.706							
12	A	7:35.978 B	25.564	28.107	6:42.307	14.7	20:05.684							
13	A	1:12.195	23.460	22.660	26.075	92.7	21:17.879							
14	A	1:33.084	41.879	22.298	28.907	71.9	22:50.963							
15	A	1:04.936	18.079	21.302	25.555	103.1	23:55.899							
16	B	4:02.691 B	20.121	25.680	3:16.890	27.6	27:58.590							
17	B	1:20.276	27.054	23.797	29.425	83.4	29:18.866							
18	B	1:17.993	19.230	25.437	33.326	85.9	30:36.859							
88		Oliver TURVEY												GBR
		NEXTEV NIO						NextEV TCR Formula 002						
1	A	1:41.978	49.559	24.088	28.331	65.7	1:41.978							
2	A	1:10.051	20.650	22.279	27.122	95.6	2:52.029							
3	A	1:03.466	18.275	20.132	25.059	105.5	3:55.495							
4	A	1:13.883	22.786	24.281	26.816	90.6	5:09.378							
5	A	1:06.816	19.338	21.476	26.002	100.2	6:16.194							
6	A	1:05.626	18.947	21.228	25.451	102.0	7:21.820							
7	A	1:06.050	18.826	21.281	25.943	101.4	8:27.870							
8	A	1:05.648	19.034	20.966	25.648	102.0	9:33.518							
9	A	1:05.386	18.821	20.934	25.631	102.4	10:38.904							
10	A	1:06.096	19.326	21.078	25.692	101.3	11:45.000							
11	A	1:14.476	18.801	24.664	31.011	89.9	12:59.476							
12	B	7:30.014 B	26.128	22.983	6:40.903	14.9	20:29.490							
13	B	1:18.816	26.693	24.440	27.683	85.0	21:48.306							
14	B	1:17.100	20.294	22.417	34.389	86.8	23:05.406							
15	B	1:08.387	18.029	19.807	30.551	97.9	24:13.793							
16	B	1:08.301	19.150	21.568	27.583	98.0	25:22.094							
17	B	1:12.396	18.700	24.161	29.535	92.5	26:34.490							
18	B	1:05.057	18.869	20.432	25.756	102.9	27:39.547							
19	B	1:06.991	18.688	20.514	27.789	100.0	28:46.538							
20	B	1:07.752	18.541	20.157	29.054	98.8	29:54.290							
21	B	1:15.896	18.752	25.269	31.875	88.2	31:10.186							