

FIA Formula E Championship

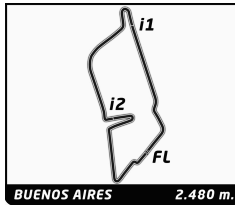
Round 3 - Buenos Aires ePrix

Non Qualifying Practice 1

Analysis

Official Timekeeper TAGHeuer

Personal Best							Session Best			B Crossing the finish line in pit lane					
Lap	C	Time	Sector 1	Sector 2	Sector 3	Kph	Elapsed	Lap	Time	Sector 1	Sector 2	Sector 3	Kph	Elapsed	
2 Sam BIRD GBR															
DS Virgin Racing							DS Virgin DSV-02								
1	A	2:04.285	59.014	30.287	34.984	71.8	2:04.285	13	B	1:13.297	18.921	24.945	29.431	121.8	29:57.871
2	A	1:18.637	21.822	27.498	29.317	113.5	3:22.922	14	B	1:12.757	18.859	24.801	29.097	122.7	31:10.628
3	A	1:12.063	18.483	24.624	28.956	123.9	4:34.985	15	B	1:14.400	18.435	26.499	29.466	120.0	32:25.028
4	A	1:30.468	18.293	26.952	45.223	98.7	6:05.453	16	B	1:11.435	18.410	24.395	28.630	125.0	33:36.463
5	A	1:11.815	18.282	24.554	28.979	124.3	7:17.268	17	B	1:15.645	18.509	24.755	32.381	118.0	34:52.108
6	A	1:17.502	18.293	24.397	34.812	115.2	8:34.770	18	A	5:56.750	4:02.599	57.382	56.769	25.0	40:48.858
7	A	8:03.665	7:04.768	28.539	30.358	18.5	16:38.435								
8	A	1:24.752	18.875	24.846	41.031	105.3	18:03.187								
9	A	11:27.358	...	28.643	29.834	13.0	29:30.545								
10	A	1:10.371	18.030	24.316	28.025	126.9	30:40.916								
11	A	1:14.871	18.209	24.505	32.157	119.2	31:55.787								
12	B	5:25.744	4:27.672	27.287	30.785	27.4	37:21.531								
13	B	1:12.686	19.121	24.423	29.142	122.8	38:34.217								
14	B	2:12.865	19.233	56.722	56.910	67.2	40:47.082								
3 Nelson PIQUET JR BRA															
NEXTEV NIO							NextEV TCR Formula 002								
1	B	2:40.870	1:40.040	28.611	32.219	55.5	2:40.870								
2	B	1:15.404	20.260	25.209	29.935	118.4	3:56.274								
3	B	1:12.422	18.978	24.794	28.650	123.3	5:08.696								
4	B	1:36.918	41.408	26.027	29.483	92.1	6:45.614								
5	B	1:11.448	18.285	24.492	28.671	125.0	7:57.062								
6	B	1:11.480	18.233	24.475	28.772	124.9	9:08.542								
7	B	1:11.024	18.200	24.329	28.495	125.7	10:19.566								
8	B	1:15.024	18.192	25.520	31.312	119.0	11:34.590								
9	B	1:16.005	19.476	26.637	29.892	117.5	12:50.595								
10	B	1:14.379	19.300	25.624	29.455	120.0	14:04.974								
11	B	1:14.419	19.148	25.927	29.344	120.0	15:19.393								
12	B	1:13.156	18.646	25.237	29.273	122.0	16:32.549								
13	B	1:22.802	18.824	25.060	38.918	107.8	17:55.351								
14	A	11:10.576	...	26.448	29.617	13.3	29:05.927								
15	A	1:17.412	18.261	24.535	34.616	115.3	30:23.339								
16	A	1:16.620	18.178	27.759	30.683	116.5	31:39.959								
17	A	1:10.980	18.109	24.166	28.705	125.8	32:50.939								
18	A	1:16.606	18.867	26.149	31.590	116.5	34:07.545								
19	A	1:13.454	19.143	25.026	29.285	121.5	35:20.999								
20	A	1:13.040	18.862	25.063	29.115	122.2	36:34.039								
21	A	1:13.696	18.964	25.122	29.610	121.1	37:47.735								
22	A	1:13.743	18.781	25.301	29.661	121.1	39:01.478								
4 Stéphane SARRAZIN FRA															
Venturi Formula E Team							Venturi VM200-FE-02								
1	A	1:55.889	50.358	29.702	35.829	77.0	1:55.889								
2	A	1:14.681	19.474	25.535	29.672	119.5	3:10.570								
3	A	1:13.062	18.954	24.843	29.265	122.2	4:23.632								
4	A	1:33.610	18.733	24.484	50.393	95.4	5:57.242								
5	B	4:35.234	3:40.157	25.733	29.344	32.4	10:32.476								
6	B	1:13.602	19.632	24.920	29.050	121.3	11:46.078								
7	B	1:12.054	18.453	24.644	28.957	123.9	12:58.132								
8	B	1:12.131	18.481	24.649	29.001	123.8	14:10.263								
9	B	1:11.946	18.477	24.653	28.816	124.1	15:22.209								
10	B	1:14.451	18.991	25.935	29.525	119.9	16:36.660								
11	B	1:24.919	18.830	25.034	41.055	105.1	18:01.579								
12	B	10:42.995	9:47.587	25.913	29.495	13.9	28:44.574								
5 Maro ENGEL DEU															
Venturi Formula E Team							Venturi VM200-FE-02								
1	B	1:37.174	32.961	29.589	34.624	91.9	1:37.174								
2	B	1:16.444	20.005	26.393	30.046	116.8	2:53.618								
3	B	1:20.291	19.132	25.535	35.624	111.2	4:13.909								
4	B	1:19.208	18.721	24.905	35.582	112.7	5:33.117								
5	B	1:30.575	31.481	25.267	33.827	98.6	7:03.692								
6	A	4:06.837	3:08.178	26.305	32.354	36.2	11:10.529								
7	A	1:14.187	19.252	25.068	29.867	120.3	12:24.716								
8	A	1:13.055	19.001	24.815	29.239	122.2	13:37.771								
9	A	1:12.807	18.693	24.934	29.180	122.6	14:50.578								
10	A	1:19.436	18.885	24.834	35.717	112.4	16:10.014								
11	A	1:12.362	18.694	24.690	28.978	123.4	17:22.376								
12	A	2:14.519	18.502	57.313	58.704	66.4	19:36.895								
13	A	9:18.627	8:22.629	25.573	30.425	16.0	28:55.522								
14	A	1:14.561	19.624	25.081	29.856	119.7	30:10.083								
15	A	1:13.467	19.039	24.679	29.749	121.5	31:23.550								
16	A	1:13.717	18.973	24.803	29.941	121.1	32:37.267								
17	A	1:16.873	18.898	24.761	33.214	116.1	33:54.140								
6 Loïc DUVAL FRA															
Faraday Future Dragon Racing							Penske 701-EV								
1	A	1:31.407	29.606	29.768	32.033	97.7	1:31.407								
2	A	1:15.743	19.944	25.675	30.124	117.9	2:47.150								
3	A	1:18.389	19.202	29.589	29.598	113.9	4:05.539								
4	A	1:13.266	18.645	25.192	29.429	121.9	5:18.805								
5	A	1:36.697	40.311	26.289	30.097	92.3	6:55.502								
6	A	1:12.334	18.501	24.788	29.045	123.4	8:07.836								
7	A	1:16.965	18.482	25.075	33.408	116.0	9:24.801								
8	B	7:23.588	6:13.692	29.213	40.683	20.1	16:48.389								
9	B	1:33.777	18.653	24.737	50.387	95.2	18:22.166								
10	B	10:20.844	9:25.104	26.289	29.451	14.4	28:43.010								
11	B	1:13.763	18.129	25.308	30.326	121.0	29:56.773								
12	B	1:11.374	18.335	24.312	28.727	125.1	31:08.147								
13	B	1:14.686	18.465	26.053	30.168	119.5	32:22.833								
14	B	1:11.076	18.177	24.402	28.497	125.6	33:33.909								
15	B	1:17.286	18.756	25.617	32.913	115.5	34:51.195								
7 Jérôme D'AMBROSIO BEL															
Faraday Future Dragon Racing							Penske 701-EV								
1	B	1:33.823	32.022	29.812	31.989	95.2	1:33.823								
2	B	1:18.690	20.285	26.817	31.588	113.5	2:52.513								
3	B	1:16.362	19.087	26.178	31.097	116.9	4:08.875								
4	B	1:13.123	18.640	25.233	29.250	122.1	5:21.998								
5	B	1:40.890	38.270	27.033	35.587	88.5	7:02.888								
6	A	5:11.593	4:12.533	27.833	31.227	28.7	12:14.481								
7	A	1:16.213	19.408	25.919	30.886	117.1	13:30.694								
8	A	1:15.638	19.983	25.794	29.861	118.0	14:46.332								
9	A	1:16.906	19.822	26.249	30.835	116.1	16:03.238								



FIA Formula E Championship

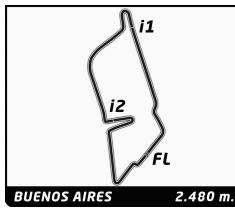
Round 3 - Buenos Aires ePrix

Non Qualifying Practice 1

Analysis

Official Timekeeper TAGHeuer

Lap	C	Time	Sector 1	Sector 2	Sector 3	Kph	Elapsed	Lap	Time	Sector 1	Sector 2	Sector 3	Kph	Elapsed	
10	A	1:12.651	18.470	24.768	29.413	122.9	17:15.889	6	A	1:17.012 B	18.814	24.832	33.366	115.9	8:04.945
11	A	2:10.473 B	18.408	54.303	57.762	68.4	19:26.362	7	B	5:00.604	4:05.829	25.648	29.127	29.7	13:05.549
12	A	9:04.089	8:06.165	27.626	30.298	16.4	28:30.451	8	B	1:11.590	18.664	24.269	28.657	124.7	14:17.139
13	A	1:11.966	18.434	24.639	28.893	124.1	29:42.417	9	B	1:12.735	18.707	24.531	29.497	122.7	15:29.874
14	A	1:18.923	18.473	27.247	33.203	113.1	31:01.340	10	B	1:13.949	18.331	24.228	31.390	120.7	16:43.823
15	A	1:11.618	18.253	24.527	28.838	124.7	32:12.958	11	B	1:32.705 B	18.434	24.282	49.989	96.3	18:16.528
16	A	1:11.585	18.292	24.647	28.646	124.7	33:24.543	12	B	10:03.198	9:07.864	25.861	29.473	14.8	28:19.726
17	A	1:16.823	18.241	24.791	33.791	116.2	34:41.366	13	B	1:14.097	18.288	25.508	30.301	120.5	29:33.823
18	A	1:16.475 B	18.191	24.590	33.694	116.7	35:57.841	14	B	1:11.283	18.368	24.288	28.627	125.2	30:45.106
8 Nicolas PROST FRA Renault e.dams Renault Z.E. 16								19 Felix ROSENQVIST SWE Mahindra Racing Mahindra M3Electro							
1	A	1:20.394	20.258	29.294	30.842	111.1	1:20.394	1	B	3:19.039	2:19.033	27.066	32.940	44.9	3:19.039
2	A	1:17.304	20.039	26.290	30.975	115.5	2:37.698	2	B	1:17.879	19.857	25.497	32.525	114.6	4:36.918
3	A	1:14.033	19.312	25.565	29.156	120.6	3:51.731	3	B	1:29.821	18.806	26.208	44.807	99.4	6:06.739
4	A	1:12.457	18.955	24.869	28.633	123.2	5:04.188	4	B	1:13.215	18.554	25.114	29.547	121.9	7:19.954
5	A	1:36.027 B	26.845	36.393	32.789	93.0	6:40.215	5	B	1:17.892	18.459	27.349	32.084	114.6	8:37.846
6	B	6:22.737	5:27.412	25.806	29.519	23.3	13:02.952	6	B	1:13.324	18.815	25.257	29.252	121.8	9:51.170
7	B	1:13.835	19.242	24.974	29.619	120.9	14:16.787	7	B	1:12.941	18.896	24.887	29.158	122.4	11:04.111
8	B	1:13.723	19.170	25.236	29.317	121.1	15:30.510	8	B	1:12.628	18.953	24.912	28.713	122.9	12:16.739
9	B	1:13.916	18.744	24.749	30.423	120.8	16:44.426	9	B	1:12.925	18.656	25.056	29.213	122.4	13:29.664
10	B	1:33.793 B	18.789	24.702	50.302	95.2	18:18.219	10	B	1:14.503	18.949	26.425	29.129	119.8	14:44.167
11	B	10:04.606	9:10.426	25.189	28.991	14.8	28:22.825	11	B	1:13.172	18.671	25.067	29.434	122.0	15:57.339
12	B	1:15.153	18.259	25.096	31.798	118.8	29:37.978	12	B	1:12.747	19.014	24.928	28.805	122.7	17:10.086
13	B	1:10.582	18.298	24.256	28.028	126.5	30:48.560	13	B	1:53.503 B	18.478	36.947	58.078	78.7	19:03.589
14	B	1:10.529	18.314	24.110	28.105	126.6	31:59.089	14	A	9:49.944	8:51.567	28.365	30.012	15.1	28:53.533
15	B	1:14.802 B	18.212	24.407	32.183	119.4	33:13.891	15	A	1:10.512	18.109	24.428	27.975	126.6	30:04.045
16	A	6:05.799 B	5:02.259	25.788	37.752	24.4	39:19.690	16	A	1:14.722	18.331	24.526	31.865	119.5	31:18.767
9 Sébastien BUEMI CHE Renault e.dams Renault Z.E. 16								20 Mitch EVANS NZL Panasonic Jaguar Racing Jaguar I-Type 1							
1	A	1:24.025	22.461	27.556	34.008	106.3	1:24.025	1	A	2:55.892	1:45.433	33.097	37.362	50.8	2:55.892
2	A	1:15.981	18.985	25.818	31.178	117.5	2:40.006	2	A	1:22.165	19.471	26.215	36.479	108.7	4:18.057
3	A	1:13.890	20.286	24.806	28.798	120.8	3:53.896	3	A	1:25.329	19.175	25.198	40.956	104.6	5:43.386
4	A	1:11.782	18.526	24.609	28.647	124.4	5:05.678	4	A	1:23.772	24.899	25.269	33.604	106.6	7:07.158
5	A	1:37.935 B	26.023	36.204	35.708	91.2	6:43.613	5	A	1:12.985	18.697	25.027	29.261	122.3	8:20.143
6	B	6:09.402	5:11.890	26.165	31.347	24.2	12:53.015	6	A	1:19.856	20.551	29.118	30.187	111.8	9:39.999
7	B	1:12.746	18.892	24.981	28.873	122.7	14:05.761	7	A	1:13.947	19.103	25.421	29.423	120.7	10:53.946
8	B	1:12.472	18.571	24.988	28.913	123.2	15:18.233	8	A	1:14.502	19.429	25.497	29.576	119.8	12:08.448
9	B	1:12.224	18.512	24.886	28.826	123.6	16:30.457	9	A	1:14.252	19.244	25.467	29.541	120.2	13:22.700
10	B	1:22.851 B	18.532	24.830	39.489	107.8	17:53.308	10	A	1:13.098	18.902	25.145	29.051	122.1	14:35.798
11	B	10:19.297	9:24.577	25.806	28.914	14.4	28:12.605	11	A	1:12.815	18.543	25.067	29.205	122.6	15:48.613
12	B	1:11.552	18.162	25.010	28.380	124.8	29:24.157	12	A	1:12.164	18.400	24.756	29.008	123.7	17:00.777
13	B	1:10.829	18.361	24.301	28.167	126.1	30:34.986	13	A	1:47.503 B	19.475	25.944	1:02.084	83.0	18:48.280
14	B	1:10.430	18.149	24.149	28.132	126.8	31:45.416	14	B	11:26.841	...	29.598	29.809	13.0	30:15.121
15	B	1:10.341	18.058	24.188	28.095	126.9	32:55.757	15	B	1:14.258	18.199	24.999	31.060	120.2	31:29.379
16	B	1:10.305	17.983	24.178	28.144	127.0	34:06.062	16	B	1:13.503	18.323	24.404	30.776	121.5	32:42.882
17	B	1:22.109 B	18.946	28.705	34.458	108.7	35:28.171	11 Lucas DI GRASSI BRA ABT Schaeffler Audi Sport ABT Schaeffler FE02							
1	A	1:24.738	23.329	28.838	32.571	105.4	1:24.738	1	A	1:24.738	23.329	28.838	32.571	105.4	1:24.738
2	A	1:16.738	19.763	25.572	31.403	116.3	2:41.476	2	A	1:16.738	19.763	25.572	31.403	116.3	2:41.476
3	A	1:16.282	20.090	25.661	30.531	117.0	3:57.758	3	A	1:16.282	20.090	25.661	30.531	117.0	3:57.758
4	A	1:13.776	19.060	25.226	29.490	121.0	5:11.534	4	A	1:13.776	19.060	25.226	29.490	121.0	5:11.534
5	A	1:36.399	41.489	25.523	29.387	92.6	6:47.933	5	A	1:36.399	41.489	25.523	29.387	92.6	6:47.933



FIA Formula E Championship

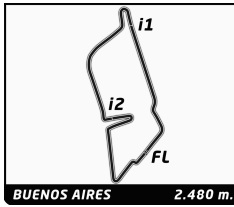
Round 3 - Buenos Aires ePrix

Non Qualifying Practice 1

Analysis

Official Timekeeper TAGHeuer

Personal Best							Session Best		B Crossing the finish line in pit lane					
Lap	C	Time	Sector 1	Sector 2	Sector 3	Kph	Elapsed	Lap	Time	Sector 1	Sector 2	Sector 3	Kph	Elapsed
23 Nick HEIDFELD DEU														
Mahindra Racing							Mahindra M3Electro							
1	A	2:46.479	1:45.082	26.499	34.898	53.6	2:46.479							
2	A	1:28.940	19.125	25.594	44.221	100.4	4:15.419							
3	A	1:19.938	18.847	24.972	36.119	111.7	5:35.357							
4	A	1:29.054	29.951	26.248	32.855	100.3	7:04.411							
5	A	1:13.753	19.209	25.299	29.245	121.1	8:18.164							
6	A	1:12.722	18.953	24.873	28.896	122.8	9:30.886							
7	A	1:13.509	18.787	25.778	28.944	121.5	10:44.395							
8	A	1:11.907	18.621	24.580	28.706	124.2	11:56.302							
9	A	1:15.094	18.622	25.661	30.811	118.9	13:11.396							
10	A	1:11.453	18.456	24.443	28.554	124.9	14:22.849							
11	A	1:14.783	18.387	24.560	31.836	119.4	15:37.632							
12	A	1:17.992	19.144	27.284	31.564	114.5	16:55.624							
13	A	1:36.846 B	18.576	24.655	53.615	92.2	18:32.470							
14	B	10:19.086	9:20.907	25.751	32.428	14.4	28:51.556							
15	B	1:16.978	18.125	28.920	29.933	116.0	30:08.534							
16	B	1:16.733 B	18.164	24.177	34.392	116.4	31:25.267							
17	B	2:17.109	1:18.973	26.620	31.516	65.1	33:42.376							
18	B	1:10.756	18.319	23.967	28.470	126.2	34:53.132							
19	B	1:16.694	18.288	25.549	32.857	116.4	36:09.826							
20	B	1:17.627 B	18.155	24.226	35.246	115.0	37:27.453							
25 Jean-Eric VERGNE FRA														
TECHEETAH							Renault Z.E. 16							
1	A	3:30.690	1:48.094	1:09.163	33.433	42.4	3:30.690							
2	A	1:15.844	19.925	26.131	29.788	117.7	4:46.534							
3	A	1:36.368	19.346	40.950	36.072	92.6	6:22.902							
4	A	1:22.731	18.971	33.536	30.224	107.9	7:45.633							
5	A	1:14.903	18.900	26.385	29.618	119.2	9:00.536							
6	A	1:14.605	18.601	25.918	30.086	119.7	10:15.141							
7	A	1:14.038	18.711	25.607	29.720	120.6	11:29.179							
8	A	1:14.032	18.915	25.356	29.761	120.6	12:43.211							
9	A	1:16.323	18.701	25.335	32.287	117.0	13:59.534							
10	A	1:12.855	18.456	24.891	29.508	122.5	15:12.389							
11	A	1:23.064	20.341	27.388	35.335	107.5	16:35.453							
12	A	1:24.837 B	18.383	24.726	41.728	105.2	18:00.290							
13	B	11:19.782	...	32.283	31.408	13.1	29:20.072							
14	B	1:11.601	18.272	24.532	28.797	124.7	30:31.673							
15	B	1:10.397	17.956	24.185	28.256	126.8	31:42.070							
16	B	1:22.317	19.066	31.875	31.376	108.5	33:04.387							
17	B	1:09.959	17.917	24.032	28.010	127.6	34:14.346							
18	B	1:31.654	21.332	34.327	35.995	97.4	35:46.000							
19	B	1:12.689	18.760	25.227	28.702	122.8	36:58.689							
20	B	1:11.807	18.451	24.673	28.683	124.3	38:10.496							
21	B	1:17.557 B	18.687	24.558	34.312	115.1	39:28.053							
28 Antonio Felix DA COSTA PRT														
Andretti Formula E							Andretti ATEC-02							
1	A	1:49.591	51.143	27.537	30.911	81.5	1:49.591							
2	A	1:13.981	18.856	25.500	29.625	120.7	3:03.572							
3	A	1:14.283	18.722	25.029	30.532	120.2	4:17.855							
4	A	1:21.343	18.759	25.090	37.494	109.8	5:39.198							
5	A	1:23.224	26.943	25.744	30.537	107.3	7:02.422							
6	A	1:16.106 B	18.441	24.676	32.989	117.3	8:18.528							
7	B	5:37.314	4:37.422	26.800	33.092	26.5	13:55.842							
8	B	1:11.815	18.406	24.643	28.766	124.3	15:07.657							
9	B	1:11.329	18.246	24.455	28.628	125.2	16:18.986							
10	B	13:10.092 B	18.375	24.427	...	11.3	29:29.078							
33 MA Qing Hua CHN														
TECHEETAH							Renault Z.E. 16							
1	A	2:38.674	1:31.308	30.692	36.674	56.3	2:38.674							
2	A	1:22.628	23.776	27.966	30.886	108.1	4:01.302							
3	A	1:16.900	19.924	25.885	31.091	116.1	5:18.202							
4	A	1:45.104	40.077	26.429	38.598	84.9	7:03.306							
5	A	1:18.521	19.688	25.474	33.359	113.7	8:21.827							
6	A	1:16.490	19.409	26.336	30.745	116.7	9:38.317							
7	A	1:14.551	19.028	25.823	29.700	119.8	10:52.868							
8	A	1:16.410	19.593	26.061	30.756	116.8	12:09.278							
9	A	1:15.357	19.234	26.367	29.756	118.5	13:24.635							
10	A	1:16.353	19.547	26.956	29.850	116.9	14:40.988							
11	A	1:19.289	18.923	25.789	34.577	112.6	16:00.277							
12	A	1:14.282	18.532	26.398	29.352	120.2	17:14.559							
13	A	2:13.648 B	19.160	57.094	57.394	66.8	19:28.207							
14	B	10:30.948	9:23.980	28.234	38.734	14.2	29:59.155							
15	B	1:26.229	20.574	29.398	36.257	103.5	31:25.384							
16	B	1:12.316	18.497	24.642	29.177	123.5	32:37.700							
17	B	1:22.050	20.669	28.923	32.458	108.8	33:59.750							
18	B	1:18.211	18.326	28.864	31.021	114.2	35:17.961							
19	B	1:13.162	18.318	24.626	30.218	122.0	36:31.123							
20	B	1:12.612	18.376	25.034	29.202	123.0	37:43.735							
21	B	1:38.550 B	22.007	31.719	44.824	90.6	39:22.285							
37 José Maria LOPEZ ARG														
DS Virgin Racing							DS Virgin DSV-02							
1	A	1:48.921	38.345	36.405	34.171	82.0	1:48.921							
2	A	1:13.355	18.912	25.189	29.254	121.7	3:02.276							



FIA Formula E Championship

Round 3 - Buenos Aires ePrix

Non Qualifying Practice 1

Analysis

Official Timekeeper TAGHeuer

Lap	C	Time	Sector 1	Sector 2	Sector 3	Kph	Elapsed	Lap	Time	Sector 1	Sector 2	Sector 3	Kph	Elapsed	
3	A	1:14.239	18.648	25.046	30.545	120.3	4:16.515	1	B	5:45.555	4:28.944	30.130	46.481	25.8	5:45.555
4	A	1:21.886	18.584	24.704	38.598	109.0	5:38.401	2	B	1:26.021	28.670	26.463	30.888	103.8	7:11.576
5	A	1:23.085	27.354	25.068	30.663	107.5	7:01.486	3	B	1:12.270	18.572	24.780	28.918	123.5	8:23.846
6	A	1:11.559	18.209	24.506	28.844	124.8	8:13.045	4	B	1:13.860	18.951	25.406	29.503	120.9	9:37.706
7	A	1:15.734 B	18.367	24.927	32.440	117.9	9:28.779	5	B	1:12.126	18.452	24.536	29.138	123.8	10:49.832
8	A	7:10.881	6:13.465	26.611	30.805	20.7	16:39.660	6	B	1:11.681	18.347	24.499	28.835	124.6	12:01.513
9	A	1:27.005 B	18.728	25.048	43.229	102.6	18:06.665	7	B	1:11.567	18.303	24.573	28.691	124.8	13:13.080
10	B	13:06.929	...	30.371	37.015	11.3	31:13.594	8	B	1:16.361	19.000	27.184	30.177	116.9	14:29.441
11	B	1:22.914	18.302	25.022	39.590	107.7	32:36.508	9	B	1:11.717	18.245	24.457	29.015	124.5	15:41.158
12	B	1:09.431	17.795	23.725	27.911	128.6	33:45.939	10	B	1:25.856	21.560	30.461	33.835	104.0	17:07.014
13	B	1:16.211	18.874	27.830	29.507	117.1	35:02.150	11	B	1:49.195 B	19.495	26.021	1:03.679	81.8	18:56.209
14	B	1:12.559	18.820	25.105	28.634	123.0	36:14.709	12	A	12:01.451	...	27.753	31.288	12.4	30:57.660
15	B	2:05.388	18.952	25.351	1:21.085	71.2	38:20.097	13	A	1:14.029	19.460	25.595	28.974	120.6	32:11.689
16	B	1:37.793 B	18.505	25.054	54.234	91.3	39:57.890	14	A	1:11.489	18.511	24.459	28.519	124.9	33:23.178
								15	A	1:10.883	18.235	24.235	28.413	126.0	34:34.061
								16	A	1:15.514	19.288	26.410	29.816	118.2	35:49.575
								17	A	1:13.265	18.950	24.911	29.404	121.9	37:02.840
								18	A	1:13.327	18.930	24.893	29.504	121.8	38:16.167
								19	A	1:38.757 B	18.885	24.958	54.914	90.4	39:54.924

47	Adam CARROLL	GBR					
	Panasonic Jaguar Racing	Jaguar I-Type 1					
1	B	2:13.955	1:12.154	29.690	32.111	66.6	2:13.955
2	B	1:15.613	19.551	25.898	30.164	118.1	3:29.568
3	B	1:13.716	19.088	25.239	29.389	121.1	4:43.284
4	B	1:34.447	19.111	43.315	32.021	94.5	6:17.731
5	B	1:13.208	18.791	24.790	29.627	122.0	7:30.939
6	B	1:14.163	18.700	24.828	30.635	120.4	8:45.102
7	B	1:13.331	18.535	25.041	29.755	121.7	9:58.433
8	B	1:13.060	18.727	24.898	29.435	122.2	11:11.493
9	B	1:13.898	18.804	25.590	29.504	120.8	12:25.391
10	B	1:13.404	18.825	25.134	29.445	121.6	13:38.795
11	B	1:16.899 B	18.936	25.297	32.666	116.1	14:55.694
12	A	16:08.320	...	26.428	30.468	9.2	31:04.014
13	A	1:12.685	18.286	25.321	29.078	122.8	32:16.699
14	A	1:11.588	18.297	24.749	28.542	124.7	33:28.287
15	A	1:15.110	19.312	25.953	29.845	118.9	34:43.397
16	A	1:13.343	19.322	25.095	28.926	121.7	35:56.740
17	A	1:14.167	19.300	25.309	29.558	120.4	37:10.907
18	A	1:14.066	19.349	25.133	29.584	120.5	38:24.973
19	A	1:50.673 B	19.258	33.753	57.662	80.7	40:15.646

66	Daniel ABT	DEU					
	ABT Schaeffler Audi Sport	ABT Schaeffler FE02					
1	A	1:26.842	23.086	28.424	35.332	102.8	1:26.842
2	A	1:16.901	19.832	26.538	30.531	116.1	2:43.743
3	A	1:15.717	19.340	26.319	30.058	117.9	3:59.460
4	A	1:17.178	18.994	26.610	31.574	115.7	5:16.638
5	A	1:35.395	40.863	25.276	29.256	93.6	6:52.033
6	A	1:17.047 B	18.746	24.834	33.467	115.9	8:09.080
7	B	6:25.040	5:19.035	34.457	31.548	23.2	14:34.120
8	B	1:12.216	18.959	24.481	28.776	123.6	15:46.336
9	B	1:11.617	18.169	24.724	28.724	124.7	16:57.953
10	B	1:37.158 B	18.235	24.427	54.496	91.9	18:35.111
11	B	10:02.109	9:02.677	27.236	32.196	14.8	28:37.220
12	B	1:16.201	19.729	26.363	30.109	117.2	29:53.421
13	B	1:14.351	18.485	24.729	31.137	120.1	31:07.772
14	B	1:14.981 B	18.083	24.629	32.269	119.1	32:22.753

88	Oliver TURVEY	GBR	
	NEXTEV NIO	NextEV TCR Formula 002	