

FIA Formula E Championship

Round 8 - Berlin ePrix

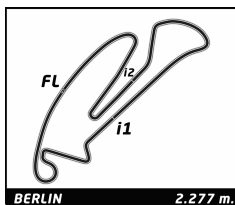
Non Qualifying Practice 4

Analysis

Official Timekeeper TAG Heuer

■ Personal Best ■ Session Best B Crossing the finish line in pit lane

Lap	C	Time	Sector 1	Sector 2	Sector 3	Kph	Elapsed	Lap	Time	Sector 1	Sector 2	Sector 3	Kph	Elapsed	
2		Sam BIRD GBR DS Virgin Racing DS Virgin DSV-02													
1	A	5:07.984	4:20.972	21.922	25.090	26.6	5:07.984	19	A	1:09.230	26.148	19.676	23.406	118.4	29:18.827
2	A	1:18.879	26.891	21.987	30.001	103.9	6:26.863	20	A	1:13.632	29.538	20.117	23.977	111.3	30:32.459
3	A	1:07.916	25.341	19.317	23.258	120.7	7:34.779								
4	A	1:33.237	30.122	33.073	30.042	87.9	9:08.016								
5	A	1:09.325	25.926	19.776	23.623	118.2	10:17.341								
6	A	1:46.776	32.793	37.701	36.282	76.8	12:04.117								
7	A	1:18.058	28.555	24.230	25.273	105.0	13:22.175								
8	A	1:09.417	26.006	19.749	23.662	118.1	14:31.592								
9	B	7:00.839 B	27.593	19.986	6:13.260	19.5	21:32.431								
10	B	1:20.378	32.152	22.997	25.229	102.0	22:52.809								
11	B	1:16.611	28.069	23.095	25.447	107.0	24:09.420								
12	B	1:08.492	25.732	19.387	23.373	119.7	25:17.912								
13	B	1:30.863	29.401	30.562	30.900	90.2	26:48.775								
14	B	1:09.693	26.092	19.771	23.830	117.6	27:58.468								
15	B	1:31.702	30.663	30.021	31.018	89.4	29:30.170								
16	B	1:10.081	26.334	19.917	23.830	117.0	30:40.251								
3		Nelson PIQUET JR BRA NEXTEV NIO NextEV TCR Formula 002													
1	B	2:22.090	1:32.366	22.650	27.074	57.7	2:22.090								
2	B	1:17.800	26.034	22.343	29.423	105.4	3:39.890								
3	B	1:08.763	25.800	19.481	23.482	119.2	4:48.653								
4	B	1:24.417	32.708	25.951	25.758	97.1	6:13.070								
5	B	1:12.805	27.375	20.711	24.719	112.6	7:25.875								
6	B	1:12.828	27.330	20.827	24.671	112.6	8:38.703								
7	B	1:12.593	27.246	20.726	24.621	112.9	9:51.296								
8	B	1:12.689	27.180	20.671	24.838	112.8	11:03.985								
9	A	12:21.031 B	27.437	22.019	...	11.1	23:25.016								
10	A	1:28.787	33.773	27.761	27.253	92.3	24:53.803								
11	A	1:14.282	27.023	23.152	24.107	110.4	26:08.085								
12	A	1:08.530	25.763	19.513	23.254	119.6	27:16.615								
13	A	1:29.565	29.600	27.581	32.384	91.5	28:46.180								
14	A	1:09.972	26.087	20.069	23.816	117.1	29:56.152								
5		Maro ENGEL DEU Venturi Formula E Team Venturi VM200-FE-02													
1	A	1:54.246	1:04.186	21.930	28.130	71.8	1:54.246								
2	A	1:23.747	32.566	23.571	27.610	97.9	3:17.993								
3	A	1:08.388	25.603	19.524	23.261	119.9	4:26.381								
4	A	1:20.093	28.788	20.646	30.659	102.3	5:46.474								
5	A	1:12.823	27.095	20.873	24.855	112.6	6:59.297								
6	A	1:13.035	27.275	20.857	24.903	112.2	8:12.332								
7	A	1:12.825	27.316	20.753	24.756	112.6	9:25.157								
8	A	1:13.067	27.344	20.983	24.740	112.2	10:38.224								
9	A	1:13.510	27.722	20.972	24.816	111.5	11:51.734								
10	A	1:12.939	27.396	20.863	24.680	112.4	13:04.673								
11	A	1:13.306	27.292	20.978	25.036	111.8	14:17.979								
12	A	1:13.275	27.405	20.933	24.937	111.9	15:31.254								
13	B	4:01.131 B	27.236	20.849	3:13.046	34.0	19:32.385								
14	B	1:21.524	32.525	23.153	25.846	100.5	20:53.909								
15	B	1:16.741	28.823	22.428	25.490	106.8	22:10.650								
16	B	1:08.663	25.559	19.765	23.339	119.4	23:19.313								
17	B	1:22.189	29.302	20.799	32.088	99.7	24:41.502								
18	B	1:13.158	27.599	20.698	24.861	112.0	25:54.660								
19	B	1:14.529	27.455	22.323	24.751	110.0	27:09.189								
20	B	1:13.457	27.301	21.226	24.930	111.6	28:22.646								
21	B	1:12.858	27.379	20.615	24.864	112.5	29:35.504								
22	B	1:13.313	27.623	20.796	24.894	111.8	30:48.817								
6		Loïc DUVAL FRA Faraday Future Dragon Racing Penske 701-EV													
1	B	2:50.641	2:00.521	23.439	26.681	48.0	2:50.641								
2	B	1:20.808	29.040	23.755	28.013	101.4	4:11.449								
3	B	1:08.669	25.741	19.559	23.369	119.4	5:20.118								
4	A	8:07.670 B	30.796	23.791	7:13.083	16.8	13:27.788								
5	A	1:39.874	40.484	28.630	30.760	82.1	15:07.662								
6	B	8:41.004 B	32.228	23.717	7:45.059	15.7	23:48.666								
7	B	1:31.728	37.874	25.073	28.781	89.4	25:20.394								
8	B	1:19.606	29.407	23.523	26.676	103.0	26:40.000								
9	B	1:08.688	25.784	19.604	23.300	119.3	27:48.688								
10	B	1:15.735	29.090	21.937	24.708	108.2	29:04.423								
11	B	1:10.085	26.213	19.990	23.882	117.0	30:14.508								
7		Jérôme D'AMBROSIO BEL Faraday Future Dragon Racing Penske 701-EV													
1	A	1:25.568	39.025	21.809	24.734	95.8	1:25.568								
2	A	1:11.800	26.963	20.280	24.557	114.2	2:37.368								
3	A	1:09.076	26.030	19.667	23.379	118.7	3:46.444								
4	B	5:59.901 B	29.189	21.652	5:09.060	22.8	9:46.345								
5	B	1:14.716	30.255	20.426	24.035	109.7	11:01.061								
6	B	1:09.963	26.080	20.033	23.850	117.2	12:11.024								
7	B	1:17.081	29.292	21.867	25.922	106.3	13:28.105								
8	B	1:11.574	26.205	20.020	25.349	114.5	14:39.679								
9	A	11:13.564 B	26.303	21.599	...	12.2	25:53.243								
10	A	1:14.487	29.857	20.446	24.184	110.0	27:07.730								
11	A	1:13.997	26.882	20.677	26.438	110.8	28:21.727								



FIA Formula E Championship

Round 8 - Berlin ePrix

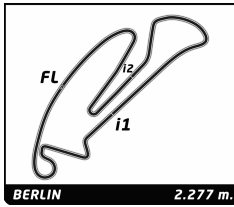
Non Qualifying Practice 4

Analysis

Official Timekeeper TAG Heuer

■ Personal Best ■ Session Best **B** Crossing the finish line in pit lane

Lap	C	Time	Sector 1	Sector 2	Sector 3	Kph	Elapsed	Lap	Time	Sector 1	Sector 2	Sector 3	Kph	Elapsed		
8	Nicolas PROST FRA Renault e.dams Renault Z.E. 16							17	B	1:17.094	25.965	23.270	27.859	106.3	27:24.710	
	1	B	1:51.710	1:00.359	24.888	26.463	73.4	1:51.710	18	B	1:09.484	25.922	19.855	23.707	118.0	28:34.194
	2	B	1:17.436	28.646	23.304	25.486	105.9	3:09.146	19	B	1:20.963	32.468	23.425	25.070	101.2	29:55.157
	3	B	1:08.159	25.502	19.454	23.203	120.3	4:17.305	20	B	1:09.418	25.954	19.749	23.715	118.1	31:04.575
	4	B	6:16.912 B	28.738	22.557	5:25.617	21.7	10:34.217								
	5	B	1:22.120	34.930	21.516	25.674	99.8	11:56.337								
	6	B	1:15.634	27.611	22.790	25.233	108.4	13:11.971								
	7	B	1:09.315	25.812	19.807	23.696	118.3	14:21.286								
	8	B	1:20.799	30.451	23.692	26.656	101.5	15:42.085								
	9	B	1:09.650	25.984	19.907	23.759	117.7	16:51.735								
	10	A	6:25.517 B	27.457	20.799	5:37.261	21.3	23:17.252								
	11	A	1:29.948	34.147	28.057	27.744	91.1	24:47.200								
	12	A	1:16.271	29.942	21.535	24.794	107.5	26:03.471								
	13	A	1:08.179	25.487	19.546	23.146	120.2	27:11.650								
	14	A	2:25.093 B	28.059	21.346	1:35.688	56.5	29:36.743								
	15	A	1:19.388	34.693	20.741	23.954	103.3	30:56.131								
9	Sébastien BUEMI CHE Renault e.dams Renault Z.E. 16															
	1	A	1:27.509	38.817	22.429	26.263	93.7	1:27.509								
	2	A	1:13.715	27.262	21.382	25.071	111.2	2:41.224								
	3	A	1:11.696	26.772	20.520	24.404	114.3	3:52.920								
	4	A	1:11.873	26.920	20.678	24.275	114.1	5:04.793								
	5	A	1:11.608	26.788	20.516	24.304	114.5	6:16.401								
	6	A	1:11.662	26.671	20.670	24.321	114.4	7:28.063								
	7	A	6:05.119 B	26.769	20.715	5:17.635	22.5	13:33.182								
	8	A	1:32.554	34.229	27.213	31.112	88.6	15:05.736								
	9	A	1:21.213	31.511	22.569	27.133	100.9	16:26.949								
	10	A	1:09.566	25.966	19.843	23.757	117.8	17:36.515								
	11	A	1:38.510	34.064	34.886	29.560	83.2	19:15.025								
	12	A	1:09.452	25.858	19.876	23.718	118.0	20:24.477								
	13	B	4:08.237 B	31.020	21.284	3:15.933	33.0	24:32.714								
	14	B	1:31.720	34.439	26.558	30.723	89.4	26:04.434								
	15	B	1:23.689	30.247	24.509	28.933	97.9	27:28.123								
	16	B	1:07.782	25.320	19.341	23.121	120.9	28:35.905								
	17	B	1:31.452	30.052	25.597	35.803	89.6	30:07.357								
10	Mitch EVANS NZL Panasonic Jaguar Racing Jaguar I-Type 1															
	1	B	1:56.189	53.926	30.523	31.740	70.6	1:56.189								
	2	B	1:35.878	35.508	29.705	30.665	85.5	3:32.067								
	3	B	1:09.356	26.385	19.620	23.351	118.2	4:41.423								
	4	B	1:20.674	30.593	24.318	25.763	101.6	6:02.097								
	5	B	1:09.643	25.933	19.992	23.718	117.7	7:11.740								
	6	B	1:13.220	27.442	20.818	24.960	112.0	8:24.960								
	7	B	1:12.106	27.029	20.514	24.563	113.7	9:37.066								
	8	B	1:12.213	27.209	20.541	24.463	113.5	10:49.279								
	9	B	1:12.706	27.548	20.554	24.604	112.7	12:01.985								
	10	B	1:36.635	34.424	31.569	30.642	84.8	13:38.620								
	11	A	8:55.262 B	26.031	20.350	8:08.881	15.3	22:33.882								
	12	A	1:39.189	39.517	29.282	30.390	82.6	24:13.071								
	13	A	1:27.062	34.516	27.118	25.428	94.2	25:40.133								
	14	A	1:09.290	26.038	19.705	23.547	118.3	26:49.423								
	15	A	1:30.293	32.130	28.116	30.047	90.8	28:19.716								
	16	A	1:31.896	33.471	28.026	30.399	89.2	29:51.612								
	17	A	1:10.130	26.098	20.014	24.018	116.9	31:01.742								
11	Lucas DI GRASSI BRA ABT Schaeffler Audi Sport ABT Schaeffler FE02															
	1	A	1:28.590	37.284	23.710	27.596	92.5	1:28.590								
	2	A	1:15.301	28.416	22.222	24.663	108.9	2:43.891								
	3	A	1:09.679	25.911	19.951	23.817	117.6	3:53.570								
	4	A	1:25.905	31.373	27.675	26.857	95.4	5:19.475								
	5	A	1:09.794	25.886	19.946	23.962	117.4	6:29.269								
	6	A	4:15.266 B	30.565	21.925	3:22.776	32.1	10:44.535								
	7	A	1:25.320	34.632	22.033	28.655	96.1	12:09.855								
	8	A	1:16.156	26.356	22.804	26.996	107.6	13:26.011								
	9	A	1:09.818	25.928	19.975	23.915	117.4	14:35.829								
	10	A	1:22.719	30.004	26.973	25.742	99.1	15:58.548								
	11	A	1:11.779	26.501	20.588	24.690	114.2	17:10.327								
	12	B	3:35.703 B	26.958	20.696	2:48.049	38.0	20:46.030								
	13	B	1:20.490	32.195	22.107	26.188	101.8	22:06.520								
	14	B	1:24.223	28.599	22.796	32.828	97.3	23:30.743								
	15	B	1:08.206	25.500	19.454	23.252	120.2	24:38.949								
	16	B	1:28.667	29.029	29.264	30.374	92.4	26:07.616								
12	Nick HEIDFELD DEU Mahindra Racing Mahindra M3Electro															
	1	A	2:27.319	1:36.314	23.213	27.792	55.6	2:27.319								
	2	A	1:24.177	31.127	24.420	28.630	97.4	3:51.496								
	3	A	1:10.731	27.677	19.364	23.690	115.9	5:02.227								
	4	A	1:31.513	29.884	29.033	32.596	89.6	6:33.740								
	5	A	1:09.409	25.799	19.853	23.757	118.1	7:43.149								
	6	A	6:46.512 B	30.442	22.979	5:53.091	20.2	14:29.661								
	7	A	1:26.430	35.919	23.874	26.637	94.8	15:56.091								
	8	A	1:10.111	26.084	20.051	23.976	116.9	17:06.202								
	9	B	8:15.020 B	30.645	23.704	7:20.671	16.6	25:21.222								



FIA Formula E Championship

Round 8 - Berlin ePrix

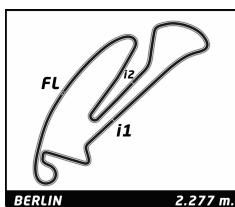
Non Qualifying Practice 4

Analysis

Official Timekeeper TAGHeuer

■ Personal Best ■ Session Best ■ Crossing the finish line in pit lane

Lap	C	Time	Sector 1	Sector 2	Sector 3	Kph	Elapsed	Lap	Time	Sector 1	Sector 2	Sector 3	Kph	Elapsed		
10	B	1:21.847	33.533	22.259	26.055	100.2	26:43.069	5	B	1:12.373	26.890	20.857	24.626	113.3	6:47.046	
11	B	1:20.634	28.962	22.519	29.153	101.7	28:03.703	6	B	1:12.504	26.833	20.921	24.750	113.1	7:59.550	
12	B	1:08.683	25.444	20.034	23.205	119.3	29:12.386	7	B	1:12.179	26.664	20.959	24.556	113.6	9:11.729	
13	B	1:14.385	30.292	20.131	23.962	110.2	30:26.771	8	B	1:11.570	26.647	20.846	24.077	114.5	10:23.299	
25 Jean-Eric VERGNE FRA TECHEETAH Renault Z.E. 16								37 José Maria LOPEZ ARG DS Virgin Racing DS Virgin DSV-02								
1	A	3:42.923	2:46.600	27.000	29.323	36.8	3:42.923	1	B	6:36.271	5:43.863	24.615	27.793	20.7	6:36.271	
2	A	1:17.063	28.748	23.242	25.073	106.4	4:59.986	2	B	1:17.895	29.783	23.308	24.804	105.2	7:54.166	
3	A	1:09.250	25.382	19.527	24.341	118.4	6:09.236	3	B	1:07.670	25.178	19.347	23.145	121.1	9:01.836	
4	A	1:14.955	28.728	20.961	25.266	109.4	7:24.191	4	A	11:19.038	B	34.697	32.440	...	12.1	20:20.874
5	A	1:11.727	26.607	20.644	24.476	114.3	8:35.918	5	A	1:30.980	38.214	23.537	29.229	90.1	21:51.854	
6	A	1:12.381	26.641	20.861	24.879	113.3	9:48.299	6	A	1:17.831	29.757	23.261	24.813	105.3	23:09.685	
7	A	1:23.821	27.123	21.354	35.344	97.8	11:12.120	7	A	1:08.241	25.760	19.362	23.119	120.1	24:17.926	
8	A	1:11.992	26.449	19.967	25.576	113.9	12:24.112	8	A	1:30.517	32.196	28.789	29.532	90.6	25:48.443	
9	A	1:09.922	26.052	20.032	23.838	117.2	13:34.034	9	A	1:09.638	25.997	19.962	23.679	117.7	26:58.081	
10	B	2:44.928	B	26.485	20.560	1:57.883	49.7	16:18.962	10	A	1:39.989	32.535	36.641	30.813	82.0	28:38.070
11	B	1:35.605	36.577	27.754	31.274	85.7	17:54.567	11	A	1:09.593	26.023	19.866	23.704	117.8	29:47.663	
12	B	1:26.807	30.581	29.264	26.962	94.4	19:21.374	12	A	1:09.692	26.074	19.840	23.778	117.6	30:57.355	
13	B	1:08.078	25.221	19.626	23.231	120.4	20:29.452	47 Adam CARROLL GBR Panasonic Jaguar Racing Jaguar I-Type 1								
27 Robin FRIJNS NLD Andretti Formula E Andretti ATEC-02								1 A 2:01.118 1:08.064 22.250 30.804 67.7 2:01.118 2 A 1:25.687 30.493 25.489 29.705 95.7 3:26.805 3 A 1:09.944 26.405 19.897 23.642 117.2 4:36.749 4 A 1:12.903 27.635 21.034 24.234 112.4 5:49.652 5 A 1:10.432 26.300 20.095 24.037 116.4 7:00.084 6 A 9:54.573 B 28.022 20.896 9:05.655 13.8 16:54.657 7 A 1:22.462 32.020 21.811 28.631 99.4 18:17.119 8 A 1:10.215 26.306 19.949 23.960 116.7 19:27.334 9 A 1:10.751 26.400 20.200 24.151 115.9 20:38.085 10 B 5:55.936 B 26.342 20.126 5:09.468 23.0 26:34.021 11 B 1:18.054 30.418 22.345 25.291 105.0 27:52.075 12 B 1:12.662 26.352 21.905 24.405 112.8 29:04.737 13 B 1:13.966 26.508 23.644 23.814 110.8 30:18.703								
28 Antonio Felix DA COSTA PRT Andretti Formula E Andretti ATEC-02								66 Daniel ABT DEU ABT Schaeffler Audi Sport ABT Schaeffler FE02								
1	B	1:39.244	53.492	21.191	24.561	82.6	1:39.244	1	A	2:18.302	1:26.734	24.821	26.747	59.3	2:18.302	
2	B	1:14.381	26.352	21.482	26.547	110.2	2:53.625	2	A	1:27.434	27.560	21.103	38.771	93.8	3:45.736	
3	B	1:08.875	25.826	19.579	23.470	119.0	4:02.500	3	A	1:44.941	43.405	29.754	31.782	78.1	5:30.677	
4	B	4:11.390	B	27.539	20.508	3:23.343	32.6	8:13.890	4	A	1:08.034	25.316	19.430	23.288	120.5	6:38.711
5	B	1:14.828	30.178	20.393	24.257	109.5	9:28.718	5	B	4:34.120	B	30.118	21.923	3:42.079	29.9	11:12.831
6	B	1:10.240	26.173	20.107	23.960	116.7	10:38.958	6	B	1:17.271	32.226	20.476	24.569	106.1	12:30.102	
7	B	5:03.775	B	26.290	20.039	4:17.446	27.0	15:42.733	7	B	1:12.971	26.785	21.149	25.037	112.3	13:43.073
8	A	6:25.274	B	35.082	21.212	5:28.980	21.3	22:08.007	8	B	1:13.064	27.035	20.947	25.082	112.2	14:56.137
9	A	1:16.605	30.918	21.353	24.334	107.0	23:24.612	9	B	1:12.866	27.100	20.990	24.776	112.5	16:09.003	
10	A	1:11.516	26.004	20.381	25.131	114.6	24:36.128	10	B	1:12.753	27.095	20.889	24.769	112.7	17:21.756	
11	A	1:10.259	26.762	19.826	23.671	116.7	25:46.387	11	B	1:12.704	27.389	20.665	24.650	112.7	18:34.460	
33 Stéphane SARRAZIN FRA TECHEETAH Renault Z.E. 16								12 B 1:16.434 29.250 21.715 25.469 107.2 19:50.894 13 B 1:10.193 26.118 20.084 23.991 116.8 21:01.087 14 A 5:04.884 B 26.087 20.104 4:18.693 26.9 26:05.971								
1	B	1:46.117	51.267	26.554	28.296	77.2	1:46.117									
2	B	1:17.239	29.768	23.200	24.271	106.1	3:03.356									
3	B	1:08.931	25.845	19.699	23.387	118.9	4:12.287									
4	B	1:22.386	28.664	26.032	27.690	99.5	5:34.673									



FIA Formula E Championship

Round 8 - Berlin ePrix

Non Qualifying Practice 4

Analysis

Official Timekeeper TAGHeuer

■ Personal Best
 ■ Session Best
 B Crossing the finish line in pit lane

Lap	C	Time	Sector 1	Sector 2	Sector 3	Kph	Elapsed	Lap	Time	Sector 1	Sector 2	Sector 3	Kph	Elapsed
15	A	1:24.743	33.821	24.143	26.779	96.7	27:30.714							
16	A	1:22.675	28.033	22.710	31.932	99.1	28:53.389							
17	A	1:08.470	25.637	19.543	23.290	119.7	30:01.859							

88		Oliver TURVEY		GBR			
		NEXTEV NIO		NextEV TCR Formula 002			
1	B	2:12.696	1:19.105	25.153	28.438	61.8	2:12.696
2	B	1:25.607	30.361	23.226	32.020	95.8	3:38.303
3	B	1:08.483	25.518	19.500	23.465	119.7	4:46.786
4	B	1:33.128	32.239	30.035	30.854	88.0	6:19.914
5	B	1:09.930	26.182	19.986	23.762	117.2	7:29.844
6	B	1:24.223	32.871	25.136	26.216	97.3	8:54.067
7	B	1:09.673	25.937	19.953	23.783	117.7	10:03.740
8	A	12:27.916 B	26.448	22.537	...	11.0	22:31.656
9	A	1:29.208	35.219	25.641	28.348	91.9	24:00.864
10	A	1:24.334	30.030	25.861	28.443	97.2	25:25.198
11	A	1:08.186	25.515	19.490	23.181	120.2	26:33.384