

FIA Formula E Championship

Round 7 - Berlin ePrix

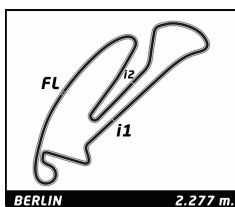
Race 1

Analysis

Official Timekeeper

■ Personal Best ■ Session Best ■ B Crossing the finish line in pit lane

Lap	C	Time	Sector 1	Sector 2	Sector 3	Kph	Elapsed	Lap	Time	Sector 1	Sector 2	Sector 3	Kph	Elapsed			
2		Sam BIRD GBR							8	A	1:12.461	27.330	20.532	24.599	113.1	9:52.203	
		DS Virgin Racing DS Virgin DSV-02							9	A	1:12.423	27.045	20.485	24.893	113.2	11:04.626	
	1	B	1:17.922	32.869	20.745	24.308	105.2	1:17.922	10	A	1:12.326	27.101	20.482	24.743	113.3	12:16.952	
	2	B	1:12.502	27.049	20.760	24.693	113.1	2:30.424	11	A	1:12.371	27.073	20.480	24.818	113.3	13:29.323	
	3	B	1:11.772	27.004	20.539	24.229	114.2	3:42.196	12	A	1:12.674	27.289	20.463	24.922	112.8	14:41.997	
	4	B	1:12.061	27.125	20.474	24.462	113.8	4:54.257	13	A	1:12.165	27.172	20.323	24.670	113.6	15:54.162	
	5	B	1:11.586	26.770	20.536	24.280	114.5	6:05.843	14	A	1:13.095	27.307	20.777	25.011	112.1	17:07.257	
	6	B	1:11.644	26.705	20.416	24.523	114.4	7:17.487	15	A	1:12.304	26.929	20.577	24.798	113.4	18:19.561	
	7	B	1:12.009	26.999	20.487	24.523	113.8	8:29.496	16	A	1:12.679	27.155	20.623	24.901	112.8	19:32.240	
	8	B	1:11.953	26.918	20.593	24.442	113.9	9:41.449	17	A	1:12.869	27.193	20.663	25.013	112.5	20:45.109	
	9	B	1:11.963	26.963	20.599	24.401	113.9	10:53.412	18	A	1:12.939	27.311	20.734	24.894	112.4	21:58.048	
	10	B	1:11.685	26.789	20.532	24.364	114.4	12:05.097	19	A	1:12.992	27.511	20.884	24.597	112.3	23:11.040	
	11	B	1:11.753	26.810	20.502	24.441	114.2	13:16.850	20	A	1:12.318	26.975	20.664	24.679	113.3	24:23.358	
	12	B	1:11.896	26.977	20.535	24.384	114.0	14:28.746	21	A	1:13.548	27.443	21.134	24.971	111.5	25:36.906	
	13	B	1:12.018	26.901	20.581	24.536	113.8	15:40.764	22	B	1:52.981 B	27.207	20.525	1:05.249	72.6	27:29.887	
	14	B	1:11.858	26.856	20.582	24.420	114.1	16:52.622	23	B	1:15.985	29.933	20.928	25.124	107.9	28:45.872	
	15	B	1:11.984	26.961	20.573	24.450	113.9	18:04.606	24	B	1:12.445	26.943	20.839	24.663	113.2	29:58.317	
	16	B	1:12.352	27.108	20.575	24.669	113.3	19:16.958	25	B	1:12.194	26.661	20.806	24.727	113.5	31:10.511	
	17	B	1:12.056	27.117	20.631	24.308	113.8	20:29.014	26	B	1:12.047	26.802	20.597	24.648	113.8	32:22.558	
	18	B	1:12.043	26.988	20.622	24.433	113.8	21:41.057	27	B	1:11.574	26.677	20.425	24.472	114.5	33:34.132	
	19	B	1:12.397	27.167	20.713	24.517	113.2	22:53.454	28	B	1:11.590	26.676	20.488	24.426	114.5	34:45.722	
	20	B	1:12.314	27.103	20.689	24.522	113.4	24:05.768	29	B	1:11.692	26.805	20.448	24.439	114.3	35:57.414	
	21	B	1:13.120	27.189	21.255	24.676	112.1	25:18.888	30	B	1:11.953	26.850	20.562	24.541	113.9	37:09.367	
	22	A	1:56.255 B	28.017	21.435	1:06.803	70.5	27:15.143	31	B	1:11.655	26.712	20.462	24.481	114.4	38:21.022	
	23	A	1:14.602	29.442	20.890	24.270	109.9	28:29.745	32	B	1:11.952	27.001	20.407	24.544	113.9	39:32.974	
	24	A	1:12.120	26.764	20.891	24.465	113.7	29:41.865	33	B	1:12.018	26.990	20.471	24.557	113.8	40:44.992	
	25	A	1:11.632	26.763	20.431	24.438	114.4	30:53.497	34	B	1:12.220	26.861	20.542	24.817	113.5	41:57.212	
	26	A	1:11.479	26.553	20.493	24.433	114.7	32:04.976	35	B	1:12.055	26.915	20.510	24.630	113.8	43:09.267	
	27	A	1:10.949	26.506	20.328	24.115	115.5	33:15.925	36	B	1:12.454	27.040	20.600	24.814	113.1	44:21.721	
	28	A	1:11.025	26.449	20.289	24.287	115.4	34:26.950	37	B	1:12.537	26.933	20.440	25.164	113.0	45:34.258	
	29	A	1:11.143	26.435	20.388	24.320	115.2	35:38.093	38	B	1:11.834	26.798	20.389	24.647	114.1	46:46.092	
	30	A	1:11.304	26.385	20.539	24.380	115.0	36:49.397	39	B	1:11.988	26.873	20.553	24.562	113.9	47:58.080	
	31	A	1:11.520	26.788	20.520	24.212	114.6	38:00.917	40	B	1:12.154	26.860	20.617	24.677	113.6	49:10.234	
	32	A	1:11.828	26.762	20.654	24.412	114.1	39:12.745	41	B	1:11.864	26.736	20.514	24.614	114.1	50:22.098	
	33	A	1:11.790	26.771	20.662	24.357	114.2	40:24.535	42	B	1:12.479	26.933	20.681	24.865	113.1	51:34.577	
	34	A	1:12.786	26.770	20.601	25.415	112.6	41:37.321	43	B	1:12.810	26.901	20.991	24.918	112.6	52:47.387	
	35	A	1:11.513	26.770	20.484	24.259	114.6	42:48.834	44	B	1:15.254	27.278	22.254	25.722	108.9	54:02.641	
	36	A	1:12.483	27.032	20.773	24.678	113.1	44:01.317									
	37	A	1:11.947	26.718	20.646	24.583	113.9	45:13.264									
	38	A	1:11.777	26.795	20.596	24.386	114.2	46:25.041									
	39	A	1:11.736	26.822	20.535	24.379	114.3	47:36.777									
	40	A	1:12.060	26.906	20.582	24.572	113.8	48:48.837									
	41	A	1:12.036	26.947	20.631	24.458	113.8	50:00.873									
	42	A	1:12.184	26.982	20.688	24.514	113.6	51:13.057									
	43	A	1:12.525	26.751	20.991	24.783	113.0	52:25.582									
	44	A	1:14.144	27.112	21.093	25.939	110.6	53:39.726									
3		Nelson PIQUET JR BRA							4		Tom DILLMANN FRA						
		NEXTEV NIO NextEV TCR Formula 002									Venturi Formula E Team Venturi VM200-FE-02						
	1	A	1:21.857	36.119	20.891	24.847	100.1	1:21.857		1	B	1:24.041	37.743	21.213	25.085	97.5	1:24.041
	2	A	1:13.482	27.193	21.008	25.281	111.6	2:35.339		2	B	1:12.892	27.374	21.007	24.511	112.5	2:36.933
	3	A	1:13.499	27.805	21.023	24.671	111.5	3:48.838		3	B	1:12.977	27.323	21.059	24.595	112.3	3:49.910
	4	A	1:13.041	27.663	20.607	24.771	112.2	5:01.879		4	B	1:12.889	27.655	20.541	24.693	112.5	5:02.799
	5	A	1:13.379	27.954	20.576	24.849	111.7	6:15.258		5	B	1:12.812	27.417	20.726	24.669	112.6	6:15.611
	6	A	1:12.209	27.061	20.534	24.614	113.5	7:27.467		6	B	1:12.471	27.292	20.513	24.666	113.1	7:28.082
	7	A	1:12.275	27.192	20.525	24.558	113.4	8:39.742		7	B	1:12.398	27.160	20.664	24.574	113.2	8:40.480
										8	B	1:12.942	27.155	20.635	25.152	112.4	9:53.422
										9	B	1:12.366	27.262	20.559	24.545	113.3	11:05.788
										10	B	1:12.329	27.040	20.656	24.633	113.3	12:18.117
										11	B	1:12.635	27.242	20.696	24.697	112.9	13:30.752
										12	B	1:12.569	27.023	20.823	24.723	113.0	14:43.321
										13	B	1:21.677 B	27.017	20.954	33.706	100.4	16:04.998
										14	B	1:16.954	30.720	21.209	25.025	106.5	17:21.952
										15	B	1:13.359	27.549	20.816	24.994	111.7	18:35.311
										16	B	1:12.941	27.078	20.949	24.914	112.4	19:48.252
										17	B	1:12.808	27.104	20.842	24.862	112.6	21:01.060



FIA Formula E Championship

Round 7 - Berlin ePrix

Race 1

Analysis

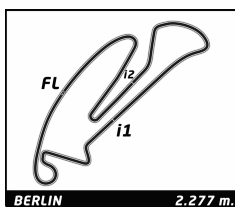
Official Timekeeper

■ Personal Best ■ Session Best ■ Crossing the finish line in pit lane

Lap	C	Time	Sector 1	Sector 2	Sector 3	Kph	Elapsed	Lap	Time	Sector 1	Sector 2	Sector 3	Kph	Elapsed	
18	B	1:13.042	27.094	21.108	24.840	112.2	22:14.102	28	A	1:12.090	26.952	20.664	24.474	113.7	34:40.912
19	B	1:12.300	26.838	20.808	24.654	113.4	23:26.402	29	A	1:12.562	27.125	20.716	24.721	113.0	35:53.474
20	B	1:12.294	26.915	20.779	24.600	113.4	24:38.696	30	A	1:11.892	26.962	20.461	24.469	114.0	37:05.366
21	B	1:13.248	27.824	20.849	24.575	111.9	25:51.944	31	A	1:12.201	27.067	20.544	24.590	113.5	38:17.567
22	A	1:51.517 B	27.020	20.328	1:04.169	73.5	27:43.461	32	A	1:12.223	27.125	20.497	24.601	113.5	39:29.790
23	A	1:14.260	29.533	20.396	24.331	110.4	28:57.721	33	A	1:12.120	27.046	20.564	24.510	113.7	40:41.910
24	A	1:11.702	26.619	20.626	24.457	114.3	30:09.423	34	A	1:11.832	26.927	20.550	24.355	114.1	41:53.742
25	A	1:12.161	26.598	20.878	24.685	113.6	31:21.584	35	A	1:12.408	27.114	20.699	24.595	113.2	43:06.150
26	A	1:11.937	26.619	20.661	24.657	113.9	32:33.521	36	A	1:12.355	27.044	20.605	24.706	113.3	44:18.505
27	A	1:12.259	26.792	20.669	24.798	113.4	33:45.780	37	A	1:12.054	26.992	20.591	24.471	113.8	45:30.559
28	A	1:12.369	27.009	20.660	24.700	113.3	34:58.149	38	A	1:12.314	27.086	20.689	24.539	113.4	46:42.873
29	A	1:12.164	26.822	20.582	24.760	113.6	36:10.313	39	A	1:12.118	26.959	20.632	24.527	113.7	47:54.991
30	A	1:12.535	26.879	20.696	24.960	113.0	37:22.848	40	A	1:12.367	27.107	20.748	24.512	113.3	49:07.358
31	A	1:12.571	27.047	20.729	24.795	113.0	38:35.419	41	A	1:12.208	27.048	20.663	24.497	113.5	50:19.566
32	A	1:12.512	27.036	20.614	24.862	113.0	39:47.931	42	A	1:12.388	27.235	20.627	24.526	113.2	51:31.954
33	A	1:12.350	26.852	20.706	24.792	113.3	41:00.281	43	A	1:12.710	27.302	20.643	24.765	112.7	52:44.664
34	A	1:12.435	27.011	20.686	24.738	113.2	42:12.716	44	A	1:14.027	27.635	20.853	25.539	110.7	53:58.691
35	A	1:12.217	27.018	20.590	24.609	113.5	43:24.933								
36	A	1:12.446	26.974	20.660	24.812	113.1	44:37.379								
37	A	1:12.595	27.023	20.726	24.846	112.9	45:49.974								
38	A	1:12.603	27.114	20.656	24.833	112.9	47:02.577								
39	A	1:12.019	26.791	20.663	24.565	113.8	48:14.596								
40	A	1:12.884	27.656	20.604	24.624	112.5	49:27.480								
41	A	1:12.422	27.062	20.660	24.700	113.2	50:39.902								
42	A	1:12.876	27.231	20.745	24.900	112.5	51:52.778								
43	A	1:16.519	27.688	22.168	26.663	107.1	53:09.297								
44	A	1:18.059	28.827	22.947	26.285	105.0	54:27.356								

5		Maro ENGEL		DEU			
		Venturi Formula E Team		Venturi VM200-FE-02			
1	B	1:19.964	34.890	20.584	24.490	102.5	1:19.964
2	B	1:11.990	26.932	20.478	24.580	113.9	2:31.954
3	B	1:12.216	26.913	20.784	24.519	113.5	3:44.170
4	B	1:12.075	27.047	20.629	24.399	113.7	4:56.245
5	B	1:12.193	27.154	20.516	24.523	113.5	6:08.438
6	B	1:12.289	27.215	20.485	24.589	113.4	7:20.727
7	B	1:12.133	27.073	20.537	24.523	113.6	8:32.860
8	B	1:12.302	27.125	20.535	24.642	113.4	9:45.162
9	B	1:12.918	27.543	20.772	24.603	112.4	10:58.080
10	B	1:12.430	27.223	20.757	24.450	113.2	12:10.510
11	B	1:12.785	27.456	20.726	24.603	112.6	13:23.295
12	B	1:12.604	27.324	20.746	24.534	112.9	14:35.899
13	B	1:12.377	27.012	20.686	24.679	113.3	15:48.276
14	B	1:12.579	27.349	20.701	24.529	112.9	17:00.855
15	B	1:12.852	27.409	20.816	24.627	112.5	18:13.707
16	B	1:12.571	27.267	20.771	24.533	113.0	19:26.278
17	B	1:13.469	27.283	20.753	25.433	111.6	20:39.747
18	B	1:13.376	27.721	20.964	24.691	111.7	21:53.123
19	B	1:12.978	27.593	20.793	24.592	112.3	23:06.101
20	B	1:13.142	27.601	20.809	24.732	112.1	24:19.243
21	B	1:13.862	27.674	21.095	25.093	111.0	25:33.105
22	A	1:52.619 B	27.498	20.977	1:04.144	72.8	27:25.724
23	A	1:15.043	29.561	20.891	24.591	109.2	28:40.767
24	A	1:12.211	27.191	20.634	24.386	113.5	29:52.978
25	A	1:12.052	27.017	20.589	24.446	113.8	31:05.030
26	A	1:11.922	27.023	20.523	24.376	114.0	32:16.952
27	A	1:11.870	26.902	20.625	24.343	114.1	33:28.822

6		Loïc DUVAL		FRA			
		Faraday Future Dragon Racing		Penske 701-EV			
1	A	1:24.894	38.499	21.427	24.968	96.6	1:24.894
2	A	1:12.741	27.095	20.927	24.719	112.7	2:37.635
3	A	1:13.169	27.101	21.234	24.834	112.0	3:50.804
4	A	1:12.568	27.227	20.724	24.617	113.0	5:03.372
5	A	1:12.740	27.363	20.625	24.752	112.7	6:16.112
6	A	1:12.457	27.169	20.635	24.653	113.1	7:28.569
7	A	1:12.491	27.124	20.612	24.755	113.1	8:41.060
8	A	1:12.602	27.199	20.685	24.718	112.9	9:53.662
9	A	1:12.804	27.526	20.641	24.637	112.6	11:06.466
10	A	1:12.835	27.188	21.048	24.599	112.5	12:19.301
11	A	1:12.433	26.983	20.845	24.605	113.2	13:31.734
12	A	1:13.397	27.097	21.225	25.075	111.7	14:45.131
13	A	1:13.327	27.435	21.019	24.873	111.8	15:58.458
14	A	1:13.316	27.386	21.026	24.904	111.8	17:11.774
15	A	1:13.461	27.527	21.094	24.840	111.6	18:25.235
16	A	1:13.239	27.298	21.258	24.683	111.9	19:38.474
17	A	1:13.138	27.352	21.011	24.775	112.1	20:51.612
18	A	1:12.888	27.027	21.022	24.839	112.5	22:04.500
19	A	1:12.922	27.233	20.965	24.724	112.4	23:17.422
20	A	1:12.992	27.131	21.162	24.699	112.3	24:30.414
21	A	1:13.305	27.350	21.028	24.927	111.8	25:43.719
22	B	1:53.960 B	27.447	21.573	1:04.940	71.9	27:37.679
23	B	1:16.047	30.260	21.078	24.709	107.8	28:53.726
24	B	1:12.348	26.713	20.960	24.675	113.3	30:06.074
25	B	1:12.985	27.054	21.186	24.745	112.3	31:19.059
26	B	1:12.812	27.204	21.082	24.526	112.6	32:31.871
27	B	1:12.542	27.004	20.827	24.711	113.0	33:44.413
28	B	1:12.396	26.871	20.922	24.603	113.2	34:56.809
29	B	1:12.242	26.854	20.743	24.645	113.5	36:09.051
30	B	1:12.207	26.737	20.807	24.663	113.5	37:21.258
31	B	1:12.281	26.621	20.893	24.767	113.4	38:33.539
32	B	1:12.681	26.975	20.978	24.728	112.8	39:46.220
33	B	1:12.581	26.699	21.047	24.835	112.9	40:58.801
34	B	1:12.350	26.649	21.109	24.592	113.3	42:11.151
35	B	1:12.530	26.881	20.949	24.700	113.0	43:23.681
36	B	1:12.424	26.950	20.784	24.690	113.2	44:36.105
37	B	1:12.325	26.739	20.877	24.709	113.3	45:48.430



FIA Formula E Championship

Round 7 - Berlin ePrix

Race 1

Analysis

Official Timekeeper TAG Heuer

■ Personal Best ■ Session Best ■ B Crossing the finish line in pit lane

Lap	C	Time	Sector 1	Sector 2	Sector 3	Kph	Elapsed	Lap	Time	Sector 1	Sector 2	Sector 3	Kph	Elapsed	
38	B	1:12.626	27.030	21.035	24.561	112.9	47:01.056	1	B	1:20.406	35.130	20.840	24.436	101.9	1:20.406
39	B	1:12.291	26.781	20.854	24.656	113.4	48:13.347	2	B	1:11.985	26.949	20.541	24.495	113.9	2:32.391
40	B	1:12.689	27.047	20.865	24.777	112.8	49:26.036	3	B	1:12.673	28.047	20.445	24.181	112.8	3:45.064
41	B	1:12.650	26.920	20.874	24.856	112.8	50:38.686	4	B	1:11.706	26.646	20.412	24.648	114.3	4:56.770
42	B	1:12.934	27.211	20.968	24.755	112.4	51:51.620	5	B	1:12.223	27.239	20.466	24.518	113.5	6:08.993
43	B	1:13.267	27.396	21.010	24.861	111.9	53:04.887	6	B	1:12.227	27.021	20.720	24.486	113.5	7:21.220
44	B	1:13.784	27.265	21.177	25.342	111.1	54:18.671	7	B	1:12.132	27.048	20.623	24.461	113.6	8:33.352

7 Jérôme D'AMBROSIO BEL
Faraday Future Dragon Racing Penske 701-EV

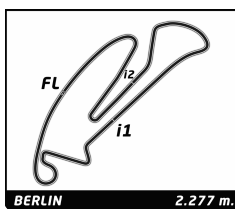
1	B	1:21.348	35.575	21.035	24.738	100.8	1:21.348
2	B	1:12.706	27.208	20.846	24.652	112.7	2:34.054
3	B	1:12.504	27.080	20.837	24.587	113.1	3:46.558
4	B	1:12.621	27.050	20.848	24.723	112.9	4:59.179
5	B	1:12.330	27.053	20.666	24.611	113.3	6:11.509
6	B	1:12.348	27.036	20.609	24.703	113.3	7:23.857
7	B	1:12.763	27.453	20.651	24.659	112.7	8:36.620
8	B	1:12.405	27.208	20.586	24.611	113.2	9:49.025
9	B	1:13.322	27.178	20.760	25.384	111.8	11:02.347
10	B	1:12.537	27.209	20.587	24.741	113.0	12:14.884
11	B	1:12.640	27.032	20.585	25.023	112.8	13:27.524
12	B	1:12.531	27.076	20.589	24.866	113.0	14:40.055
13	B	1:12.867	27.139	20.657	25.071	112.5	15:52.922
14	B	1:12.628	27.115	20.660	24.853	112.9	17:05.550
15	B	1:12.773	27.049	20.940	24.784	112.6	18:18.323
16	B	1:12.869	27.378	20.744	24.747	112.5	19:31.192
17	B	1:13.143	27.335	20.681	25.127	112.1	20:44.335
18	B	1:12.802	27.175	20.784	24.843	112.6	21:57.137
19	B	1:14.478	27.992	21.077	25.409	110.1	23:11.615
20	B	1:12.976	27.192	20.966	24.818	112.3	24:24.591
21	B	1:13.399	27.413	20.815	25.171	111.7	25:37.990
22	A	1:54.067 B	27.242	21.075	1:05.750	71.9	27:32.057
23	A	1:15.204	29.863	20.628	24.713	109.0	28:47.261
24	A	1:12.311	26.988	20.674	24.649	113.4	29:59.572
25	A	1:11.969	27.061	20.492	24.416	113.9	31:11.541
26	A	1:12.140	27.036	20.526	24.578	113.6	32:23.681
27	A	1:11.942	26.699	20.547	24.696	113.9	33:35.623
28	A	1:12.037	26.731	20.560	24.746	113.8	34:47.660
29	A	1:11.907	26.722	20.473	24.712	114.0	35:59.567
30	A	1:11.924	26.675	20.529	24.720	114.0	37:11.491
31	A	1:12.230	26.828	20.649	24.753	113.5	38:23.721
32	A	1:11.822	26.835	20.434	24.553	114.1	39:35.543
33	A	1:12.298	26.828	20.758	24.712	113.4	40:47.841
34	A	1:12.166	26.980	20.678	24.508	113.6	42:00.007
35	A	1:12.251	26.949	20.621	24.681	113.5	43:12.258
36	A	1:12.053	26.933	20.519	24.601	113.8	44:24.311
37	A	1:12.193	26.772	20.742	24.679	113.5	45:36.504
38	A	1:12.149	26.822	20.773	24.554	113.6	46:48.653
39	A	1:12.147	26.975	20.617	24.555	113.6	48:00.800
40	A	1:12.502	26.992	20.797	24.713	113.1	49:13.302
41	A	1:12.142	26.786	20.718	24.638	113.6	50:25.444
42	A	1:12.183	26.957	20.687	24.539	113.6	51:37.627
43	A	1:13.237	27.220	21.048	24.969	111.9	52:50.864
44	A	1:14.509	27.293	21.718	25.498	110.0	54:05.373

8 Nicolas PROST FRA
Renault e.dams Renault Z.E. 16

1	B	1:20.406	35.130	20.840	24.436	101.9	1:20.406
2	B	1:11.985	26.949	20.541	24.495	113.9	2:32.391
3	B	1:12.673	28.047	20.445	24.181	112.8	3:45.064
4	B	1:11.706	26.646	20.412	24.648	114.3	4:56.770
5	B	1:12.223	27.239	20.466	24.518	113.5	6:08.993
6	B	1:12.227	27.021	20.720	24.486	113.5	7:21.220
7	B	1:12.132	27.048	20.623	24.461	113.6	8:33.352
8	B	1:12.221	27.067	20.569	24.585	113.5	9:45.573
9	B	1:11.505	26.531	20.630	24.344	114.6	10:57.078
10	B	1:11.918	26.637	20.756	24.525	114.0	12:08.996
11	B	1:11.872	26.756	20.656	24.460	114.1	13:20.868
12	B	1:11.827	26.768	20.630	24.429	114.1	14:32.695
13	B	1:11.914	26.897	20.592	24.425	114.0	15:44.609
14	B	1:11.954	26.875	20.598	24.481	113.9	16:56.563
15	B	1:12.245	26.975	20.510	24.760	113.5	18:08.808
16	B	1:12.225	26.841	20.745	24.639	113.5	19:21.033
17	B	1:12.207	26.898	20.747	24.562	113.5	20:33.240
18	B	1:11.941	26.783	20.690	24.468	113.9	21:45.181
19	B	1:11.834	26.700	20.754	24.380	114.1	22:57.015
20	B	1:12.349	26.965	20.754	24.630	113.3	24:09.364
21	B	1:12.251	26.769	20.902	24.580	113.5	25:21.615
22	A	1:52.311 B	27.280	21.054	1:03.977	73.0	27:13.926
23	A	1:14.859	29.578	20.764	24.517	109.5	28:28.785
24	A	1:11.679	26.659	20.566	24.454	114.4	29:40.464
25	A	1:11.403	26.715	20.531	24.157	114.8	30:51.867
26	A	1:11.377	26.419	20.648	24.310	114.8	32:03.244
27	A	1:11.430	26.671	20.485	24.274	114.8	33:14.674
28	A	1:11.117	26.408	20.503	24.206	115.3	34:25.791
29	A	1:11.283	26.544	20.418	24.321	115.0	35:37.074
30	A	1:11.511	26.605	20.532	24.374	114.6	36:48.585
31	A	1:11.476	26.535	20.586	24.355	114.7	38:00.061
32	A	1:11.938	26.960	20.504	24.474	113.9	39:11.999
33	A	1:12.015	26.854	20.721	24.440	113.8	40:24.014
34	A	1:12.012	26.838	20.610	24.564	113.8	41:36.026
35	A	1:12.002	26.811	20.719	24.472	113.8	42:48.028
36	A	1:12.772	27.494	20.758	24.520	112.6	44:00.800
37	A	1:11.897	26.760	20.644	24.493	114.0	45:12.697
38	A	1:11.900	26.827	20.563	24.510	114.0	46:24.597
39	A	1:11.668	26.801	20.516	24.351	114.4	47:36.265
40	A	1:12.128	26.961	20.579	24.588	113.6	48:48.393
41	A	1:12.092	26.941	20.646	24.505	113.7	50:00.485
42	A	1:11.979	26.867	20.594	24.518	113.9	51:12.464
43	A	1:12.470	26.870	20.716	24.884	113.1	52:24.934
44	A	1:13.795	27.442	20.979	25.374	111.1	53:38.729

9 Sébastien BUEMI CHE
Renault e.dams Renault Z.E. 16

1	A	1:23.256	36.967	21.122	25.167	98.5	1:23.256
2	A	1:12.519	26.723	20.720	25.076	113.0	2:35.775
3	A	1:12.032	26.741	20.755	24.536	113.8	3:47.807
4	A	1:12.359	26.921	20.778	24.660	113.3	5:00.166
5	A	1:12.439	27.042	20.779	24.618	113.2	6:12.605
6	A	1:12.259	26.920	20.761	24.578	113.4	7:24.864
7	A	1:12.399	27.062	20.744	24.593	113.2	8:37.263
8	A	1:12.263	26.960	20.745	24.558	113.4	9:49.526
9	A	1:12.223	27.058	20.668	24.497	113.5	11:01.749
10	A	1:12.024	27.009	20.604	24.411	113.8	12:13.773



FIA Formula E Championship

Round 7 - Berlin ePrix

Race 1

Analysis

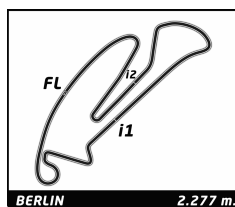
Official Timekeeper

■ Personal Best ■ Session Best ■ Crossing the finish line in pit lane

Lap	C	Time	Sector 1	Sector 2	Sector 3	Kph	Elapsed	Lap	Time	Sector 1	Sector 2	Sector 3	Kph	Elapsed	
11	A	1:11.787	26.823	20.542	24.422	114.2	13:25.560	21	A	1:13.207	27.347	20.988	24.872	112.0	25:11.131
12	A	1:12.151	26.946	20.593	24.612	113.6	14:37.711	22	B	1:53.325 B	27.788	21.093	1:04.444	72.3	27:04.456
13	A	1:12.029	26.852	20.599	24.578	113.8	15:49.740	23	B	1:14.003	29.645	20.249	24.109	110.8	28:18.459
14	A	1:12.278	27.035	20.657	24.586	113.4	17:02.018	24	B	1:11.224	26.529	20.420	24.275	115.1	29:29.683
15	A	1:12.258	26.894	20.753	24.611	113.4	18:14.276	25	B	1:11.787	26.828	20.501	24.458	114.2	30:41.470
16	A	1:12.494	27.131	20.703	24.660	113.1	19:26.770	26	B	1:11.240	26.590	20.397	24.253	115.1	31:52.710
17	A	1:12.417	27.282	20.607	24.528	113.2	20:39.187	27	B	1:11.070	26.449	20.353	24.268	115.3	33:03.780
18	A	1:12.583	27.270	20.684	24.629	112.9	21:51.770	28	B	1:11.147	26.463	20.449	24.235	115.2	34:14.927
19	A	1:12.140	26.923	20.613	24.604	113.6	23:03.910	29	B	1:11.141	26.479	20.377	24.285	115.2	35:26.068
20	A	1:11.758	26.733	20.633	24.392	114.2	24:15.668	30	B	1:11.279	26.548	20.360	24.371	115.0	36:37.347
21	A	1:11.695	26.707	20.435	24.553	114.3	25:27.363	31	B	1:11.714	26.616	20.545	24.553	114.3	37:49.061
22	B	1:51.087 B	26.748	20.702	1:03.637	73.8	27:18.450	32	B	1:11.767	26.766	20.555	24.446	114.2	39:00.828
23	B	1:14.414	29.399	20.608	24.407	110.2	28:32.864	33	B	1:11.664	26.671	20.609	24.384	114.4	40:12.492
24	B	1:11.694	26.747	20.497	24.450	114.3	29:44.558	34	B	1:11.578	26.694	20.561	24.323	114.5	41:24.070
25	B	1:11.201	26.603	20.268	24.330	115.1	30:55.759	35	B	1:11.546	26.640	20.531	24.375	114.6	42:35.616
26	B	1:11.100	26.583	20.381	24.136	115.3	32:06.859	36	B	1:11.378	26.590	20.457	24.331	114.8	43:46.994
27	B	1:11.057	26.681	20.434	23.942	115.4	33:17.916	37	B	1:11.251	26.467	20.451	24.333	115.0	44:58.245
28	B	1:11.147	26.348	20.602	24.197	115.2	34:29.063	38	B	1:11.596	26.691	20.545	24.360	114.5	46:09.841
29	B	1:11.022	26.394	20.447	24.181	115.4	35:40.085	39	B	1:11.652	26.650	20.662	24.340	114.4	47:21.493
30	B	1:10.963	26.508	20.406	24.049	115.5	36:51.048	40	B	1:11.590	26.630	20.494	24.466	114.5	48:33.083
31	B	1:11.288	26.558	20.542	24.188	115.0	38:02.336	41	B	1:11.947	26.789	20.593	24.565	113.9	49:45.030
32	B	1:11.172	26.652	20.342	24.178	115.2	39:13.508	42	B	1:11.678	26.651	20.429	24.598	114.4	50:56.708
33	B	1:11.512	26.715	20.482	24.315	114.6	40:25.020	43	B	1:12.438	26.944	20.785	24.709	113.2	52:09.146
34	B	1:11.781	26.830	20.438	24.513	114.2	41:36.801	44	B	1:12.747	26.898	20.967	24.882	112.7	53:21.893
35	B	1:11.630	26.693	20.576	24.361	114.4	42:48.431								
36	B	1:11.962	26.566	20.891	24.505	113.9	44:00.393								
37	B	1:11.682	26.583	20.674	24.425	114.4	45:12.075								
38	B	1:11.872	26.852	20.642	24.378	114.1	46:23.947								
39	B	1:11.793	26.756	20.601	24.436	114.2	47:35.740								
40	B	1:12.112	26.926	20.435	24.751	113.7	48:47.852								
41	B	1:12.003	27.014	20.627	24.362	113.8	49:59.855								
42	B	1:12.052	26.885	20.452	24.715	113.8	51:11.907								
43	B	1:12.490	26.842	20.553	25.095	113.1	52:24.397								
44	B	1:13.152	27.436	20.933	24.783	112.1	53:37.549								

11 Lucas DI GRASSI		BRA					
ABT Schaeffler Audi Sport		ABT Schaeffler FE02					
1	A	1:15.602	30.816	20.503	24.283	108.4	1:15.602
2	A	1:12.004	26.912	20.609	24.483	113.8	2:27.606
3	A	1:11.586	26.685	20.543	24.358	114.5	3:39.192
4	A	1:11.640	26.699	20.485	24.456	114.4	4:50.832
5	A	1:11.376	26.605	20.446	24.325	114.8	6:02.208
6	A	1:11.478	26.643	20.463	24.372	114.7	7:13.686
7	A	1:11.380	26.563	20.437	24.380	114.8	8:25.066
8	A	1:11.454	26.694	20.452	24.308	114.7	9:36.520
9	A	1:11.266	26.480	20.491	24.295	115.0	10:47.786
10	A	1:11.476	26.592	20.542	24.342	114.7	11:59.262
11	A	1:11.850	27.007	20.534	24.309	114.1	13:11.112
12	A	1:11.664	26.823	20.562	24.279	114.4	14:22.776
13	A	1:11.605	26.827	20.449	24.329	114.5	15:34.381
14	A	1:11.727	26.971	20.418	24.338	114.3	16:46.108
15	A	1:11.833	26.844	20.578	24.411	114.1	17:57.941
16	A	1:11.825	26.834	20.634	24.357	114.1	19:09.766
17	A	1:11.757	26.785	20.523	24.449	114.2	20:21.523
18	A	1:12.035	26.934	20.601	24.500	113.8	21:33.558
19	A	1:11.987	26.878	20.613	24.496	113.9	22:45.545
20	A	1:12.379	26.972	20.679	24.728	113.3	23:57.924

19 Felix ROSENQVIST		SWE					
Mahindra Racing		Mahindra M3Electro					
1	B	1:16.133	31.289	20.487	24.357	107.7	1:16.133
2	B	1:12.464	27.214	20.669	24.581	113.1	2:28.597
3	B	1:11.995	26.929	20.587	24.479	113.9	3:40.592
4	B	1:11.566	26.799	20.419	24.348	114.5	4:52.158
5	B	1:11.307	26.555	20.349	24.403	115.0	6:03.465
6	B	1:11.862	26.866	20.514	24.482	114.1	7:15.327
7	B	1:11.657	26.756	20.412	24.489	114.4	8:26.984
8	B	1:11.512	26.844	20.348	24.320	114.6	9:38.496
9	B	1:11.330	26.691	20.420	24.219	114.9	10:49.826
10	B	1:11.776	26.849	20.472	24.455	114.2	12:01.602
11	B	1:11.618	26.744	20.341	24.533	114.5	13:13.220
12	B	1:11.598	26.735	20.533	24.330	114.5	14:24.818
13	B	1:11.536	26.842	20.390	24.304	114.6	15:36.354
14	B	1:11.495	26.686	20.463	24.346	114.7	16:47.849
15	B	1:11.737	26.887	20.419	24.431	114.3	17:59.586
16	B	1:11.774	26.800	20.505	24.469	114.2	19:11.360
17	B	1:11.491	26.704	20.376	24.411	114.7	20:22.851
18	B	1:11.713	26.867	20.455	24.391	114.3	21:34.564
19	B	1:12.265	27.087	20.713	24.465	113.4	22:46.829
20	B	1:12.066	26.930	20.501	24.635	113.7	23:58.895
21	B	1:12.642	27.158	20.765	24.719	112.8	25:11.537
22	A	1:52.046 B	26.883	20.657	1:04.506	73.2	27:03.583
23	A	1:13.794	29.420	20.220	24.154	111.1	28:17.377
24	A	1:11.556	26.328	20.606	24.622	114.6	29:28.933
25	A	1:11.542	26.734	20.458	24.350	114.6	30:40.475
26	A	1:11.164	26.578	20.372	24.214	115.2	31:51.639
27	A	1:10.888	26.477	20.243	24.168	115.6	33:02.527
28	A	1:11.341	26.689	20.412	24.240	114.9	34:13.868
29	A	1:11.256	26.715	20.345	24.196	115.0	35:25.124
30	A	1:11.330	26.741	20.297	24.292	114.9	36:36.454



FIA Formula E Championship

Round 7 - Berlin ePrix

Race 1

Analysis

Official Timekeeper

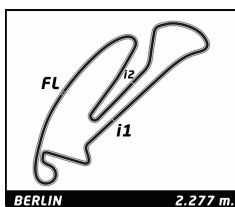
■ Personal Best ■ Session Best ■ B Crossing the finish line in pit lane

Lap	C	Time	Sector 1	Sector 2	Sector 3	Kph	Elapsed	Lap	Time	Sector 1	Sector 2	Sector 3	Kph	Elapsed	
31	A	1:11.037	26.511	20.266	24.260	115.4	37:47.491	22	B	1:51.604B	27.276	20.629	1:03.699	73.4	27:08.789
32	A	1:11.076	26.632	20.269	24.175	115.3	38:58.567	23	B	1:14.794	29.647	20.771	24.376	109.6	28:23.583
33	A	1:11.457	26.736	20.399	24.322	114.7	40:10.024	24	B	1:11.357	26.319	20.633	24.405	114.9	29:34.940
34	A	1:11.619	26.825	20.418	24.376	114.5	41:21.643	25	B	1:11.264	26.605	20.423	24.236	115.0	30:46.204
35	A	1:11.404	26.631	20.455	24.318	114.8	42:33.047	26	B	1:11.162	26.631	20.381	24.150	115.2	31:57.366
36	A	1:11.265	26.800	20.294	24.171	115.0	43:44.312	27	B	1:10.948	26.418	20.401	24.129	115.5	33:08.314
37	A	1:11.199	26.587	20.291	24.321	115.1	44:55.511	28	B	1:11.443	26.671	20.465	24.307	114.7	34:19.757
38	A	1:11.527	26.757	20.383	24.387	114.6	46:07.038	29	B	1:11.133	26.546	20.476	24.111	115.2	35:30.890
39	A	1:11.444	26.738	20.335	24.371	114.7	47:18.482	30	B	1:11.314	26.669	20.489	24.156	114.9	36:42.204
40	A	1:11.657	26.897	20.418	24.342	114.4	48:30.139	31	B	1:11.163	26.530	20.327	24.306	115.2	37:53.367
41	A	1:11.459	26.592	20.466	24.401	114.7	49:41.598	32	B	1:11.265	26.493	20.359	24.413	115.0	39:04.632
42	A	1:11.606	26.686	20.473	24.447	114.5	50:53.204	33	B	1:11.205	26.612	20.331	24.262	115.1	40:15.837
43	A	1:12.418	26.967	20.690	24.761	113.2	52:05.622	34	B	1:11.134	26.599	20.325	24.210	115.2	41:26.971
44	A	1:14.039	27.452	20.939	25.648	110.7	53:19.661	35	B	1:11.288	26.673	20.401	24.214	115.0	42:38.259

20 Mitch EVANS		NZL					
Panasonic Jaguar Racing		Jaguar I-Type 1					
1	A	8:16.607B	39.702	32.150	7:04.755	16.5	8:16.607
2	B	7:52.152B	39.675	42.416	6:30.061	17.4	16:08.759
3	B	1:29.607	37.252	25.481	26.874	91.5	17:38.366
4	B	1:15.101	29.344	21.712	24.045	109.1	18:53.467
5	B	1:10.404	26.109	20.189	24.106	116.4	20:03.871
6	B	1:16.728	29.036	22.385	25.307	106.8	21:20.599
7	B	11:27.042B	26.145	22.798	...	11.9	32:47.641
8	B	1:20.884	34.243	22.396	24.245	101.3	34:08.525
9	B	1:12.300	26.844	21.280	24.176	113.4	35:20.825
10	B	1:10.519	26.306	20.229	23.984	116.2	36:31.344
11	B	1:12.689	26.338	20.526	25.825	112.8	37:44.033
12	B	1:10.341	26.231	20.177	23.933	116.5	38:54.374
13	B	8:48.025B	26.375	21.490	8:00.160	15.5	47:42.399
14	B	1:35.459	36.547	23.500	35.412	85.9	49:17.858
15	B	1:18.128	28.060	23.928	26.140	104.9	50:35.986
16	B	1:10.224	26.128	20.131	23.965	116.7	51:46.210

23 Nick HEIDFELD		DEU					
Mahindra Racing		Mahindra M3Electro					
1	A	1:16.898	31.989	20.623	24.286	106.6	1:16.898
2	A	1:12.563	27.491	20.625	24.447	113.0	2:29.461
3	A	1:11.960	26.975	20.534	24.451	113.9	3:41.421
4	A	1:11.812	26.892	20.557	24.363	114.1	4:53.233
5	A	1:11.292	26.644	20.397	24.251	115.0	6:04.525
6	A	1:11.955	26.906	20.398	24.651	113.9	7:16.480
7	A	1:11.843	26.999	20.485	24.359	114.1	8:28.323
8	A	1:11.967	26.989	20.459	24.519	113.9	9:40.290
9	A	1:11.700	26.860	20.507	24.333	114.3	10:51.990
10	A	1:11.656	26.760	20.511	24.385	114.4	12:03.646
11	A	1:11.560	26.695	20.506	24.359	114.6	13:15.206
12	A	1:11.613	26.821	20.405	24.387	114.5	14:26.819
13	A	1:11.726	26.856	20.511	24.359	114.3	15:38.545
14	A	1:11.811	26.931	20.487	24.393	114.1	16:50.356
15	A	1:12.100	27.075	20.515	24.510	113.7	18:02.456
16	A	1:11.860	26.940	20.512	24.408	114.1	19:14.316
17	A	1:12.453	26.948	20.933	24.572	113.1	20:26.769
18	A	1:12.076	26.934	20.623	24.519	113.7	21:38.845
19	A	1:12.022	26.864	20.658	24.500	113.8	22:50.867
20	A	1:12.597	27.145	20.586	24.866	112.9	24:03.464
21	A	1:13.721	27.221	21.164	25.336	111.2	25:17.185

25 Jean-Eric VERGNE		FRA					
TECHEETAH		Renault Z.E. 16					
1	A	1:19.427	34.118	20.896	24.413	103.2	1:19.427
2	A	1:12.003	26.821	20.625	24.557	113.8	2:31.430
3	A	1:12.210	26.968	20.682	24.560	113.5	3:43.640
4	A	1:11.917	26.788	20.608	24.521	114.0	4:55.557
5	A	1:11.983	27.003	20.573	24.407	113.9	6:07.540
6	A	1:11.783	26.775	20.624	24.384	114.2	7:19.323
7	A	1:11.928	26.958	20.577	24.393	114.0	8:31.251
8	A	1:12.165	27.011	20.635	24.519	113.6	9:43.416
9	A	1:11.809	26.793	20.595	24.421	114.2	10:55.225
10	A	1:12.016	26.770	20.719	24.527	113.8	12:07.241
11	A	1:11.937	26.839	20.591	24.507	113.9	13:19.178
12	A	1:12.042	26.825	20.665	24.552	113.8	14:31.220
13	A	1:12.621	27.304	20.700	24.617	112.9	15:43.841
14	A	1:12.153	26.874	20.781	24.498	113.6	16:55.994
15	A	1:12.329	26.899	20.742	24.688	113.3	18:08.323
16	A	1:12.061	26.720	20.820	24.521	113.8	19:20.384
17	A	1:12.013	26.756	20.778	24.479	113.8	20:32.397
18	A	1:11.811	26.834	20.579	24.398	114.1	21:44.208
19	A	1:11.686	26.647	20.586	24.453	114.3	22:55.894
20	A	1:11.563	26.679	20.540	24.344	114.5	24:07.457
21	A	1:12.034	26.867	20.657	24.510	113.8	25:19.491
22	B	1:53.256B	27.008	21.449	1:04.799	72.4	27:12.747
23	B	1:14.561	29.811	20.504	24.246	109.9	28:27.308
24	B	1:11.650	26.609	20.876	24.165	114.4	29:38.958
25	B	1:11.386	26.551	20.533	24.302	114.8	30:50.344
26	B	1:11.352	26.510	20.584	24.258	114.9	32:01.696
27	B	1:11.422	26.712	20.405	24.305	114.8	33:13.118
28	B	1:11.667	26.817	20.522	24.328	114.4	34:24.785
29	B	1:11.517	26.626	20.572	24.319	114.6	35:36.302
30	B	1:11.490	26.537	20.517	24.436	114.7	36:47.792
31	B	1:11.778	26.657	20.534	24.587	114.2	37:59.570



FIA Formula E Championship

Round 7 - Berlin ePrix

Race 1

Analysis

Official Timekeeper

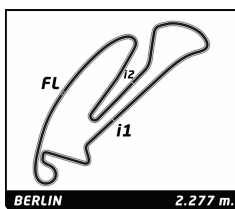
■ Personal Best ■ Session Best ■ B Crossing the finish line in pit lane

Lap	C	Time	Sector 1	Sector 2	Sector 3	Kph	Elapsed	Lap	Time	Sector 1	Sector 2	Sector 3	Kph	Elapsed	
32	B	1:11.812	26.806	20.555	24.451	114.1	39:11.382	42	B	1:12.766	27.106	20.789	24.871	112.7	51:54.012
33	B	1:12.138	27.046	20.599	24.493	113.6	40:23.520	43	B	1:14.633	27.285	22.126	25.222	109.8	53:08.645
34	B	1:11.919	26.819	20.604	24.496	114.0	41:35.439	44	B	1:13.479	26.901	20.879	25.699	111.6	54:22.124
35	B	1:12.251	26.968	20.604	24.679	113.5	42:47.690								
36	B	1:11.890	26.886	20.600	24.404	114.0	43:59.580								
37	B	1:11.882	26.762	20.627	24.493	114.0	45:11.462								
38	B	1:11.862	26.797	20.639	24.426	114.1	46:23.324								
39	B	1:11.809	26.618	20.678	24.513	114.2	47:35.133								
40	B	1:12.237	26.959	20.685	24.593	113.5	48:47.370								
41	B	1:11.997	26.825	20.654	24.518	113.9	49:59.367								
42	B	1:12.005	26.760	20.735	24.510	113.8	51:11.372								
43	B	1:12.178	26.768	20.852	24.558	113.6	52:23.550								
44	B	1:11.800	26.849	20.552	24.399	114.2	53:35.350								

27		Robin FRIJNS		NLD			
		Andretti Formula E		Andretti ATEC-02			
1	A	1:25.517	38.238	22.194	25.085	95.9	1:25.517
2	A	1:13.222	27.407	21.094	24.721	111.9	2:38.739
3	A	1:12.900	27.013	21.055	24.832	112.4	3:51.639
4	A	1:13.237	27.291	21.208	24.738	111.9	5:04.876
5	A	1:13.117	27.023	21.035	25.059	112.1	6:17.993
6	A	1:13.507	27.138	21.320	25.049	111.5	7:31.500
7	A	1:13.288	27.079	21.342	24.867	111.8	8:44.788
8	A	1:13.374	27.170	21.292	24.912	111.7	9:58.162
9	A	1:12.874	27.078	21.021	24.775	112.5	11:11.036
10	A	1:13.281	27.142	21.232	24.907	111.9	12:24.317
11	A	1:13.288	27.110	21.224	24.954	111.8	13:37.605
12	A	1:13.143	27.276	21.068	24.799	112.1	14:50.748
13	A	1:13.490	27.399	21.095	24.996	111.5	16:04.238
14	A	1:13.341	27.235	21.013	25.093	111.8	17:17.579
15	A	1:13.920	27.264	21.400	25.256	110.9	18:31.499
16	A	1:13.621	27.300	21.210	25.111	111.3	19:45.120
17	A	1:13.344	27.180	21.180	24.984	111.8	20:58.464
18	A	1:13.595	27.377	21.220	24.998	111.4	22:12.059
19	A	1:13.386	27.519	21.095	24.772	111.7	23:25.445
20	A	1:14.324	27.476	21.811	25.037	110.3	24:39.769
21	A	1:13.826	27.581	21.218	25.027	111.0	25:53.595
22	A	1:13.596	27.417	21.281	24.898	111.4	27:07.191
23	B	1:53.074	27.776	20.978	1:04.320	72.5	29:00.265
24	B	1:14.958	29.864	20.601	24.493	109.4	30:15.223
25	B	1:11.616	26.591	20.515	24.510	114.5	31:26.839
26	B	1:11.873	26.625	20.657	24.591	114.1	32:38.712
27	B	1:12.166	26.836	20.711	24.619	113.6	33:50.878
28	B	1:12.299	26.730	20.799	24.770	113.4	35:03.177
29	B	1:12.041	26.627	20.781	24.633	113.8	36:15.218
30	B	1:12.313	26.818	20.828	24.667	113.4	37:27.531
31	B	1:12.210	26.970	20.604	24.636	113.5	38:39.741
32	B	1:12.118	26.887	20.711	24.520	113.7	39:51.859
33	B	1:11.750	26.608	20.511	24.631	114.2	41:03.609
34	B	1:11.780	26.741	20.531	24.508	114.2	42:15.389
35	B	1:11.803	26.672	20.542	24.589	114.2	43:27.192
36	B	1:12.009	26.819	20.604	24.586	113.8	44:39.201
37	B	1:12.082	26.924	20.500	24.658	113.7	45:51.283
38	B	1:12.072	26.927	20.499	24.646	113.7	47:03.355
39	B	1:11.931	26.819	20.642	24.470	114.0	48:15.286
40	B	1:13.106	27.436	20.727	24.943	112.1	49:28.392
41	B	1:12.854	27.151	20.962	24.741	112.5	50:41.246

28		Antonio Felix DA COSTA		PRT			
		Andretti Formula E		Andretti ATEC-02			
1	A	1:26.808	39.254	22.121	25.433	94.4	1:26.808
2	A	1:13.626	27.649	21.215	24.762	111.3	2:40.434
3	A	1:13.700	27.459	21.449	24.792	111.2	3:54.134
4	A	1:13.284	26.964	21.335	24.985	111.9	5:07.418
5	A	1:13.427	27.145	21.440	24.842	111.6	6:20.845
6	A	1:12.928	27.081	20.865	24.982	112.4	7:33.773
7	A	1:13.000	27.187	20.922	24.891	112.3	8:46.773
8	A	1:12.914	27.080	21.118	24.716	112.4	9:59.687
9	A	1:12.501	26.955	20.874	24.672	113.1	11:12.188
10	A	1:12.923	26.960	21.271	24.692	112.4	12:25.111
11	A	1:13.176	27.171	21.236	24.769	112.0	13:38.287
12	A	1:13.207	27.219	21.240	24.748	112.0	14:51.494
13	A	1:14.098	27.350	21.629	25.119	110.6	16:05.592
14	A	1:13.728	27.398	21.418	24.912	111.2	17:19.320
15	A	1:13.709	27.341	21.375	24.993	111.2	18:33.029
16	A	1:13.672	27.348	21.416	24.908	111.3	19:46.701
17	A	1:13.449	27.163	21.412	24.874	111.6	21:00.150
18	A	1:13.088	27.325	21.033	24.730	112.2	22:13.238
19	A	1:14.282	27.380	21.920	24.982	110.4	23:27.520
20	A	1:13.386	27.192	21.206	24.988	111.7	24:40.906
21	A	1:14.050	27.723	21.446	24.881	110.7	25:54.956
22	A	1:14.150	27.534	21.341	25.275	110.5	27:09.106
23	A	1:15.604	27.929	21.624	26.051	108.4	28:24.710
24	B	1:55.987	27.790	22.881	1:05.316	70.7	30:20.697
25	B	1:15.869	29.726	20.966	25.177	108.0	31:36.566
26	B	1:11.806	26.547	20.930	24.329	114.2	32:48.372
27	B	1:11.707	26.568	20.855	24.284	114.3	34:00.079
28	B	1:11.955	26.797	20.687	24.471	113.9	35:12.034
29	B	1:11.581	26.633	20.761	24.187	114.5	36:23.615
30	B	1:11.282	26.506	20.549	24.227	115.0	37:34.897
31	B	1:11.278	26.444	20.533	24.301	115.0	38:46.175
32	B	1:11.131	26.345	20.483	24.303	115.2	39:57.306
33	B	1:11.498	26.616	20.439	24.443	114.6	41:08.804
34	B	1:11.637	26.768	20.485	24.384	114.4	42:20.441
35	B	1:11.672	26.627	20.500	24.545	114.4	43:32.113
36	B	1:11.841	26.815	20.530	24.496	114.1	44:43.954
37	B	1:11.624	26.516	20.652	24.456	114.4	45:55.578
38	B	1:11.605	26.738	20.460	24.407	114.5	47:07.183
39	B	1:11.920	26.587	20.695	24.638	114.0	48:19.103
40	B	1:11.822	26.623	20.712	24.487	114.1	49:30.925
41	B	1:11.874	26.795	20.619	24.460	114.0	50:42.799
42	B	1:11.948	26.793	20.501	24.654	113.9	51:54.747
43	B	1:12.944	27.089	21.093	24.762	112.4	53:07.691
44	B	1:12.239	26.741	20.753	24.745	113.5	54:19.930

33		Stéphane SARRAZIN		FRA			
		TECHEETAH		Renault Z.E. 16			
1	B	1:22.356	36.618	20.769	24.969	99.5	1:22.356
2	B	1:12.425	27.149	20.825	24.451	113.2	2:34.781
3	B	1:12.201	26.837	20.742	24.622	113.5	3:46.982
4	B	1:12.472	27.056	20.764	24.652	113.1	4:59.454



FIA Formula E Championship

Round 7 - Berlin ePrix

Race 1

Analysis

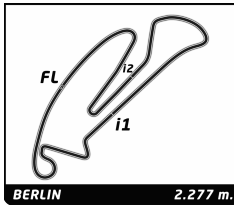
Official Timekeeper

■ Personal Best ■ Session Best ■ B Crossing the finish line in pit lane

Lap	C	Time	Sector 1	Sector 2	Sector 3	Kph	Elapsed	Lap	Time	Sector 1	Sector 2	Sector 3	Kph	Elapsed	
5	B	1:12.700	27.174	20.778	24.748	112.8	6:12.154	15	B	1:12.283	27.172	20.591	24.520	113.4	18:04.145
6	B	1:12.140	26.799	20.760	24.581	113.6	7:24.294	16	B	1:12.132	27.004	20.571	24.557	113.6	19:16.277
7	B	1:13.388	27.251	20.871	25.266	111.7	8:37.682	17	B	1:12.167	27.249	20.506	24.412	113.6	20:28.444
8	B	1:12.351	27.004	20.675	24.672	113.3	9:50.033	18	B	1:12.247	27.002	20.690	24.555	113.5	21:40.691
9	B	1:12.644	27.059	20.689	24.896	112.8	11:02.677	19	B	1:12.163	26.975	20.709	24.479	113.6	22:52.854
10	B	1:12.631	27.286	20.665	24.680	112.9	12:15.308	20	B	1:12.375	27.085	20.581	24.709	113.3	24:05.229
11	B	1:12.551	27.031	20.776	24.744	113.0	13:27.859	21	B	1:13.334	27.171	21.392	24.771	111.8	25:18.563
12	B	1:12.519	27.078	20.777	24.664	113.0	14:40.378	22	A	1:52.770 B	27.311	21.660	1:03.799	72.7	27:11.333
13	B	1:13.639	27.243	20.754	25.642	111.3	15:54.017	23	A	1:14.878	29.818	20.896	24.164	109.5	28:26.211
14	B	1:12.392	27.113	20.850	24.429	113.2	17:06.409	24	A	1:12.111	26.920	20.957	24.234	113.7	29:38.322
15	B	1:12.611	26.953	20.995	24.663	112.9	18:19.020	25	A	1:11.473	26.693	20.499	24.281	114.7	30:49.795
16	B	1:12.678	27.112	20.869	24.697	112.8	19:31.698	26	A	1:11.305	26.508	20.408	24.389	115.0	32:01.100
17	B	1:12.930	27.229	20.819	24.882	112.4	20:44.628	27	A	1:11.224	26.601	20.427	24.196	115.1	33:12.324
18	B	1:12.857	27.232	20.975	24.650	112.5	21:57.485	28	A	1:11.587	26.726	20.469	24.392	114.5	34:23.911
19	B	1:12.380	26.940	20.860	24.580	113.3	23:09.865	29	A	1:11.269	26.698	20.377	24.194	115.0	35:35.180
20	B	1:12.403	26.894	20.861	24.648	113.2	24:22.268	30	A	1:11.570	26.722	20.457	24.391	114.5	36:46.750
21	B	1:12.813	27.105	20.987	24.721	112.6	25:35.081	31	A	1:11.664	26.873	20.499	24.292	114.4	37:58.414
22	A	1:53.372 B	27.265	21.083	1:05.024	72.3	27:28.453	32	A	1:11.737	27.030	20.407	24.300	114.3	39:10.151
23	A	1:14.565	29.472	20.610	24.483	109.9	28:43.018	33	A	1:11.748	26.736	20.645	24.367	114.2	40:21.899
24	A	1:11.580	26.524	20.647	24.409	114.5	29:54.598	34	A	1:11.912	26.792	20.657	24.463	114.0	41:33.811
25	A	1:12.162	26.970	20.706	24.486	113.6	31:06.760	35	A	1:11.835	26.824	20.700	24.311	114.1	42:45.646
26	A	1:11.903	26.871	20.657	24.375	114.0	32:18.663	36	A	1:11.821	26.759	20.570	24.492	114.1	43:57.467
27	A	1:12.125	26.934	20.706	24.485	113.7	33:30.788	37	A	1:11.684	26.797	20.541	24.346	114.4	45:09.151
28	A	1:12.030	26.918	20.658	24.454	113.8	34:42.818	38	A	1:11.834	26.755	20.616	24.463	114.1	46:20.985
29	A	1:12.063	26.786	20.718	24.559	113.8	35:54.881	39	A	1:11.772	26.786	20.574	24.412	114.2	47:32.757
30	A	1:12.484	26.917	20.959	24.608	113.1	37:07.365	40	A	1:11.696	26.666	20.573	24.457	114.3	48:44.453
31	A	1:12.056	26.813	20.608	24.635	113.8	38:19.421	41	A	1:11.952	26.854	20.578	24.520	113.9	49:56.405
32	A	1:12.121	26.916	20.648	24.557	113.7	39:31.542	42	A	1:11.932	26.874	20.584	24.474	114.0	51:08.337
33	A	1:12.402	26.938	20.887	24.577	113.2	40:43.944	43	A	1:12.418	26.927	20.733	24.758	113.2	52:20.755
34	A	1:12.350	26.919	20.806	24.625	113.3	41:56.294	44	A	1:12.544	26.861	20.672	25.011	113.0	53:33.299
35	A	1:12.320	26.957	20.795	24.568	113.3	43:08.614								
36	A	1:12.510	27.007	20.842	24.661	113.0	44:21.124								
37	A	1:12.933	26.840	20.823	25.270	112.4	45:34.057								
38	A	1:12.989	27.537	20.803	24.649	112.3	46:47.046								
39	A	1:12.106	26.833	20.786	24.487	113.7	47:59.152								
40	A	1:12.255	26.844	20.798	24.613	113.4	49:11.407								
41	A	1:12.370	26.987	20.825	24.558	113.3	50:23.777								
42	A	1:12.112	26.785	20.795	24.532	113.7	51:35.889								
43	A	1:12.517	26.985	20.945	24.587	113.0	52:48.406								
44	A	1:13.937	27.302	21.368	25.267	110.9	54:02.343								

37 José Maria LOPEZ		ARG					
DS Virgin Racing		DS Virgin DSV-02					
1	B	1:17.520	32.486	20.755	24.279	105.7	1:17.520
2	B	1:12.381	27.090	20.763	24.528	113.3	2:29.901
3	B	1:11.920	27.052	20.551	24.317	114.0	3:41.821
4	B	1:11.901	27.022	20.439	24.440	114.0	4:53.722
5	B	1:11.506	26.788	20.292	24.426	114.6	6:05.228
6	B	1:11.661	26.711	20.322	24.628	114.4	7:16.889
7	B	1:11.984	27.080	20.402	24.502	113.9	8:28.873
8	B	1:12.179	26.985	20.651	24.543	113.6	9:41.052
9	B	1:11.716	26.839	20.455	24.422	114.3	10:52.768
10	B	1:11.812	26.861	20.547	24.404	114.1	12:04.580
11	B	1:11.658	26.760	20.480	24.418	114.4	13:16.238
12	B	1:11.923	27.017	20.484	24.422	114.0	14:28.161
13	B	1:11.820	26.876	20.519	24.425	114.1	15:39.981
14	B	1:11.881	26.982	20.472	24.427	114.0	16:51.862

47 Adam CARROLL		GBR					
Panasonic Jaguar Racing		Jaguar I-Type 1					
1	A	1:23.584	37.354	21.065	25.165	98.1	1:23.584
2	A	1:12.511	26.989	20.609	24.913	113.0	2:36.095
3	A	1:13.265	27.616	20.734	24.915	111.9	3:49.360
4	A	1:13.083	27.660	20.716	24.707	112.2	5:02.443
5	A	1:12.183	26.871	20.510	24.802	113.6	6:14.626
6	A	1:12.177	27.161	20.440	24.576	113.6	7:26.803
7	A	1:12.302	27.293	20.463	24.546	113.4	8:39.105
8	A	1:12.597	27.418	20.535	24.644	112.9	9:51.702
9	A	1:12.347	26.899	20.480	24.968	113.3	11:04.049
10	A	1:12.390	27.140	20.511	24.739	113.2	12:16.439
11	A	1:12.446	27.032	20.562	24.852	113.1	13:28.885
12	A	1:12.725	27.151	20.626	24.948	112.7	14:41.610
13	A	1:13.319	27.203	21.055	25.061	111.8	15:54.929
14	A	1:13.003	27.478	20.790	24.735	112.3	17:07.932
15	A	1:12.617	27.239	20.622	24.756	112.9	18:20.549
16	A	1:13.190	27.282	20.905	25.003	112.0	19:33.739
17	A	1:13.413	27.755	20.889	24.769	111.7	20:47.152
18	A	1:12.923	27.500	20.592	24.831	112.4	22:00.075
19	A	1:13.286	27.709	20.741	24.836	111.9	23:13.361
20	A	1:13.712	27.866	20.881	24.965	111.2	24:27.073
21	A	1:14.049	27.536	21.281	25.232	110.7	25:41.122
22	B	1:54.207 B	27.620	21.055	1:05.532	71.8	27:35.329
23	B	1:15.459	29.967	20.586	24.906	108.6	28:50.788
24	B	1:12.238	27.205	20.587	24.446	113.5	30:03.026



FIA Formula E Championship

Round 7 - Berlin ePrix

Race 1

Analysis

Official Timekeeper

■ Personal Best ■ Session Best ■ Crossing the finish line in pit lane

Lap	C	Time	Sector 1	Sector 2	Sector 3	Kph	Elapsed	Lap	Time	Sector 1	Sector 2	Sector 3	Kph	Elapsed	
25	B	1:12.145	26.992	20.608	24.545	113.6	31:15.171	35	B	1:11.656	26.672	20.660	24.324	114.4	42:50.903
26	B	1:12.627	27.305	20.671	24.651	112.9	32:27.798	36	B	1:11.508	26.506	20.581	24.421	114.6	44:02.411
27	B	1:12.411	27.418	20.392	24.601	113.2	33:40.209	37	B	1:11.578	26.578	20.514	24.486	114.5	45:13.989
28	B	1:11.846	26.827	20.796	24.223	114.1	34:52.055	38	B	1:11.737	26.669	20.569	24.499	114.3	46:25.726
29	B	1:12.852	27.138	20.840	24.874	112.5	36:04.907	39	B	1:11.704	26.764	20.464	24.476	114.3	47:37.430
30	B	1:12.422	27.207	20.501	24.714	113.2	37:17.329	40	B	1:12.116	26.972	20.564	24.580	113.7	48:49.546
31	B	1:12.403	26.985	20.570	24.848	113.2	38:29.732	41	B	1:11.988	26.812	20.668	24.508	113.9	50:01.534
32	B	1:11.953	26.867	20.729	24.357	113.9	39:41.685	42	B	1:12.368	26.852	20.718	24.798	113.3	51:13.902
33	B	1:12.322	26.846	20.559	24.917	113.3	40:54.007	43	B	1:12.524	26.803	20.789	24.932	113.0	52:26.426
34	B	1:13.080	27.111	20.961	25.008	112.2	42:07.087	44	B	1:13.034	26.977	20.768	25.289	112.2	53:39.460
35	B	1:12.536	27.189	20.676	24.671	113.0	43:19.623								
36	B	1:12.489	26.938	20.736	24.815	113.1	44:32.112								
37	B	1:12.107	27.198	20.514	24.395	113.7	45:44.219								
38	B	1:11.771	26.792	20.621	24.358	114.2	46:55.990								
39	B	1:11.687	26.808	20.521	24.358	114.3	48:07.677								
40	B	1:12.131	27.172	20.518	24.441	113.6	49:19.808								
41	B	1:12.381	26.957	20.612	24.812	113.3	50:32.189								
42	B	1:12.443	26.986	20.623	24.834	113.2	51:44.632								
43	B	1:12.620	27.202	20.746	24.672	112.9	52:57.252								
44	B	1:12.067	27.010	20.679	24.378	113.7	54:09.319								

66 Daniel ABT		DEU					
ABT Schaeffler Audi Sport		ABT Schaeffler FE02					
1	A	1:18.825	33.323	20.921	24.581	104.0	1:18.825
2	A	1:12.261	27.077	20.549	24.635	113.4	2:31.086
3	A	1:12.117	26.830	20.700	24.587	113.7	3:43.203
4	A	1:11.884	26.723	20.554	24.607	114.0	4:55.087
5	A	1:11.915	26.760	20.675	24.480	114.0	6:07.002
6	A	1:11.773	26.726	20.618	24.429	114.2	7:18.775
7	A	1:11.885	26.727	20.662	24.496	114.0	8:30.660
8	A	1:11.707	26.661	20.661	24.385	114.3	9:42.367
9	A	1:11.934	26.785	20.766	24.383	114.0	10:54.301
10	A	1:11.890	26.728	20.684	24.478	114.0	12:06.191
11	A	1:11.868	26.798	20.689	24.381	114.1	13:18.059
12	A	1:11.782	26.625	20.638	24.519	114.2	14:29.841
13	A	1:11.965	26.788	20.692	24.485	113.9	15:41.806
14	A	1:11.789	26.893	20.556	24.340	114.2	16:53.595
15	A	1:11.926	26.877	20.671	24.378	114.0	18:05.521
16	A	1:12.141	26.903	20.665	24.573	113.6	19:17.662
17	A	1:12.414	27.138	20.684	24.592	113.2	20:30.076
18	A	1:12.143	26.907	20.747	24.489	113.6	21:42.219
19	A	1:12.101	26.865	20.692	24.544	113.7	22:54.320
20	A	1:12.635	27.063	20.841	24.731	112.9	24:06.955
21	A	1:13.894	28.087	21.082	24.725	110.9	25:20.849
22	B	1:53.691 B	27.583	22.041	1:04.067	72.1	27:14.540
23	B	1:15.040	29.795	20.689	24.556	109.2	28:29.580
24	B	1:11.810	26.664	20.772	24.374	114.2	29:41.390
25	B	1:13.099	26.787	20.661	25.651	112.1	30:54.489
26	B	1:11.743	26.716	20.589	24.438	114.3	32:06.232
27	B	1:11.518	26.646	20.458	24.414	114.6	33:17.750
28	B	1:12.311	27.163	20.666	24.482	113.4	34:30.061
29	B	1:11.600	26.625	20.579	24.396	114.5	35:41.661
30	B	1:11.337	26.375	20.598	24.364	114.9	36:52.998
31	B	1:11.241	26.346	20.641	24.254	115.1	38:04.239
32	B	1:11.552	26.664	20.509	24.379	114.6	39:15.791
33	B	1:11.751	26.728	20.585	24.438	114.2	40:27.542
34	B	1:11.705	26.690	20.651	24.364	114.3	41:39.247

88 Oliver TURVEY		GBR					
NEXTEV NIO		NextEV TCR Formula 002					
1	B	1:20.935	35.201	21.108	24.626	101.3	1:20.935
2	B	1:12.142	27.044	20.634	24.464	113.6	2:33.077
3	B	1:12.759	27.502	20.792	24.465	112.7	3:45.836
4	B	1:12.244	27.108	20.654	24.482	113.5	4:58.080
5	B	1:12.319	26.989	20.832	24.498	113.3	6:10.399
6	B	1:12.240	27.036	20.680	24.524	113.5	7:22.639
7	B	1:12.174	27.105	20.641	24.428	113.6	8:34.813
8	B	1:12.398	27.183	20.737	24.478	113.2	9:47.211
9	B	1:12.286	27.096	20.685	24.505	113.4	10:59.497
10	B	1:12.391	26.990	20.799	24.602	113.2	12:11.888
11	B	1:12.438	27.166	20.642	24.630	113.2	13:24.326
12	B	1:12.346	27.157	20.632	24.557	113.3	14:36.672
13	B	1:12.403	27.098	20.707	24.598	113.2	15:49.075
14	B	1:13.453	27.301	20.759	25.393	111.6	17:02.528
15	B	1:12.869	27.394	20.742	24.733	112.5	18:15.397
16	B	1:12.536	27.198	20.789	24.549	113.0	19:27.933
17	B	1:12.917	27.356	20.779	24.782	112.4	20:40.850
18	B	1:13.053	27.349	20.989	24.715	112.2	21:53.903
19	B	1:13.077	27.453	20.947	24.677	112.2	23:06.980
20	B	1:13.407	27.394	21.068	24.945	111.7	24:20.387
21	B	1:13.272	27.391	21.096	24.785	111.9	25:33.659
22	A	1:53.417 B	27.542	21.014	1:04.861	72.3	27:27.076
23	A	1:15.115	29.995	20.585	24.535	109.1	28:42.191
24	A	1:12.011	26.887	20.578	24.546	113.8	29:54.202
25	A	1:12.214	26.927	20.710	24.577	113.5	31:06.416
26	A	1:11.787	26.757	20.584	24.446	114.2	32:18.203
27	A	1:11.972	26.871	20.663	24.438	113.9	33:30.175
28	A	1:11.904	26.920	20.614	24.370	114.0	34:42.079
29	A	1:12.146	26.991	20.601	24.554	113.6	35:54.225
30	A	1:12.138	27.102	20.575	24.461	113.6	37:06.363
31	A	1:12.168	27.145	20.531	24.492	113.6	38:18.531
32	A	1:12.301	27.219	20.507	24.575	113.4	39:30.832
33	A	1:12.265	27.111	20.659	24.495	113.4	40:43.097
34	A	1:12.169	27.039	20.666	24.464	113.6	41:55.266
35	A	1:12.166	27.103	20.662	24.401	113.6	43:07.432
36	A	1:12.412	27.207	20.686	24.519	113.2	44:19.844
37	A	1:12.214	27.031	20.707	24.476	113.5	45:32.058
38	A	1:12.201	26.949	20.648	24.604	113.5	46:44.259
39	A	1:12.234	27.018	20.703	24.513	113.5	47:56.493
40	A	1:12.354	27.145	20.708	24.501	113.3	49:08.847
41	A	1:12.254	27.078	20.704	24.472	113.4	50:21.101
42	A	1:12.425	27.038	20.770	24.617	113.2	51:33.526
43	A	1:12.709	27.174	20.897	24.638	112.7	52:46.235
44	A	1:14.411	27.156	21.761	25.494	110.2	54:00.646