

FIA Formula E Championship

Round 7 - Berlin ePrix

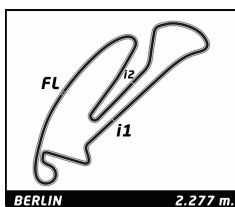
Non Qualifying Practice 2

Analysis

Official Timekeeper

■ Personal Best ■ Session Best ■ Crossing the finish line in pit lane

Lap	C	Time	Sector 1	Sector 2	Sector 3	Kph	Elapsed	Lap	Time	Sector 1	Sector 2	Sector 3	Kph	Elapsed	
2		Sam BIRD GBR													
		DS Virgin Racing								DS Virgin DSV-02					
1	A	1:30.688	38.848	23.514	28.326	90.4	1:30.688	17	B	1:09.852	26.123	19.869	23.860	117.4	28:54.321
2	A	1:20.856	27.408	26.501	26.947	101.4	2:51.544	18	B	1:12.482	28.130	20.207	24.145	113.1	30:06.803
3	A	1:08.663	25.674	19.612	23.377	119.4	4:00.207								
4	A	1:24.762	28.485	29.262	27.015	96.7	5:24.969								
5	A	1:09.581	26.072	19.792	23.717	117.8	6:34.550								
6	A	1:27.156	30.944	28.763	27.449	94.1	8:01.706								
7	A	1:09.685	26.029	19.996	23.660	117.6	9:11.391								
8	A	1:29.477	29.754	31.781	27.942	91.6	10:40.868								
9	A	1:09.479	25.865	19.882	23.732	118.0	11:50.347								
10	A	1:27.367	30.280	31.291	25.796	93.8	13:17.714								
11	B	8:01.356 B	26.322	19.999	7:15.035	17.0	21:19.070								
12	B	1:18.717	32.176	21.542	24.999	104.1	22:37.787								
13	B	1:14.230	26.567	22.539	25.124	110.4	23:52.017								
14	B	1:08.471	25.641	19.487	23.343	119.7	25:00.488								
15	B	1:29.172	29.907	28.591	30.674	91.9	26:29.660								
16	B	1:17.493	27.905	21.044	28.544	105.8	27:47.153								
17	B	1:19.209	26.367	22.356	30.486	103.5	29:06.362								
18	B	1:09.844	26.163	19.941	23.740	117.4	30:16.206								
3		Nelson PIQUET JR BRA													
		NEXTEV NIO								NextEV TCR Formula 002					
1	B	3:27.064	2:29.076	27.813	30.175	39.6	3:27.064								
2	B	1:19.219	30.089	21.771	27.359	103.5	4:46.283								
3	B	1:08.917	25.769	19.788	23.360	118.9	5:55.200								
4	B	1:22.896	30.444	26.822	25.630	98.9	7:18.096								
5	B	1:10.308	26.110	20.014	24.184	116.6	8:28.404								
6	B	1:29.067	35.497	28.791	24.779	92.0	9:57.471								
7	B	1:09.991	26.120	19.961	23.910	117.1	11:07.462								
8	B	1:24.851	34.265	26.270	24.316	96.6	12:32.313								
9	B	1:10.122	26.149	20.132	23.841	116.9	13:42.435								
10	A	7:29.650 B	26.808	20.842	6:42.000	18.2	21:12.085								
11	A	1:27.107	33.079	25.142	28.886	94.1	22:39.192								
12	A	1:19.100	29.756	23.228	26.116	103.6	23:58.292								
13	A	1:08.838	25.770	19.754	23.314	119.1	25:07.130								
14	A	1:32.935	30.506	28.324	34.105	88.2	26:40.065								
4		Tom DILLMANN FRA													
		Venturi Formula E Team								Venturi VM200-FE-02					
1	A	3:24.854	2:27.923	21.857	35.074	40.0	3:24.854								
2	A	1:15.574	26.748	19.963	28.863	108.5	4:40.428								
3	A	1:09.210	25.748	19.666	23.796	118.4	5:49.638								
4	A	1:26.667	27.483	30.608	28.576	94.6	7:16.305								
5	A	1:12.544	26.838	20.651	25.055	113.0	8:28.849								
6	A	1:12.887	26.982	20.828	25.077	112.5	9:41.736								
7	A	1:12.695	26.992	20.972	24.731	112.8	10:54.431								
8	A	1:12.732	27.055	20.783	24.894	112.7	12:07.163								
9	A	1:13.074	27.101	21.071	24.902	112.2	13:20.237								
10	A	1:12.949	27.143	21.066	24.740	112.4	14:33.186								
11	A	1:13.166	27.186	21.101	24.879	112.0	15:46.352								
12	A	1:31.508	27.178	36.501	27.829	89.6	17:17.860								
13	A	1:10.850	26.242	20.244	24.364	115.7	18:28.710								
14	B	6:47.514 B	26.363	20.044	6:01.107	20.1	25:16.224								
15	B	1:16.073	30.484	20.802	24.787	107.8	26:32.297								
16	B	1:12.172	26.531	20.549	25.092	113.6	27:44.469								
5		Maro ENGEL DEU													
		Venturi Formula E Team								Venturi VM200-FE-02					
1	A	1:33.932	44.191	23.143	26.598	87.3	1:33.932								
2	A	1:20.949	30.091	22.371	28.487	101.3	2:54.881								
3	A	1:08.713	25.744	19.570	23.399	119.3	4:03.594								
4	A	1:13.421	28.257	20.697	24.467	111.6	5:17.015								
5	A	1:10.133	26.185	20.046	23.902	116.9	6:27.148								
6	A	1:12.348	26.244	20.247	25.857	113.3	7:39.496								
7	A	1:15.174	27.603	20.832	26.739	109.0	8:54.670								
8	A	1:13.517	27.872	20.860	24.785	111.5	10:08.187								
9	A	1:12.821	27.363	20.818	24.640	112.6	11:21.008								
10	B	1:53.988 B	28.502	21.208	1:04.278	71.9	13:14.996								
11	B	1:19.658	31.222	23.492	24.944	102.9	14:34.654								
12	B	1:16.408	30.592	21.351	24.465	107.3	15:51.062								
13	B	1:08.314	25.694	19.528	23.092	120.0	16:59.376								
14	B	1:14.879	28.166	22.063	24.650	109.5	18:14.255								
15	B	1:12.472	27.257	20.642	24.573	113.1	19:26.727								
16	B	1:15.598	27.198	22.277	26.123	108.4	20:42.325								
17	B	1:13.108	27.258	20.962	24.888	112.1	21:55.433								
18	B	1:15.780	27.347	23.712	24.721	108.2	23:11.213								
19	A	1:52.416 B	27.622	20.936	1:03.858	72.9	25:03.629								
20	A	1:17.946	32.256	20.844	24.846	105.2	26:21.575								
21	A	1:12.390	26.986	20.713	24.691	113.2	27:33.965								
22	A	1:12.652	27.153	20.626	24.873	112.8	28:46.617								
23	A	1:12.588	27.300	20.579	24.709	112.9	29:59.205								
24	A	1:12.269	27.033	20.645	24.591	113.4	31:11.474								
6		Loïc DUVAL FRA													
		Faraday Future Dragon Racing								Penske 701-EV					
1	B	2:13.970	1:25.587	22.112	26.271	61.2	2:13.970								
2	B	1:20.378	27.024	22.340	31.014	102.0	3:34.348								
3	B	1:09.165	26.037	19.610	23.518	118.5	4:43.513								
4	A	10:35.373 B	27.626	22.381	9:45.366	12.9	15:18.886								
5	A	1:16.830	31.469	20.419	24.942	106.7	16:35.716								
6	A	1:09.957	26.019	20.058	23.880	117.2	17:45.673								
7	A	1:10.376	26.346	20.161	23.869	116.5	18:56.049								
8	B	8:25.010 B	26.371	22.007	7:36.632	16.2	27:21.059								
9	B	1:23.854	33.621	21.967	28.266	97.8	28:44.913								
10	B	1:08.868	25.806	19.755	23.307	119.0	29:53.781								
11	B	1:12.331	28.148	20.297	23.886	113.3	31:06.112								
7		Jérôme D'AMBROSIO BEL													
		Faraday Future Dragon Racing								Penske 701-EV					
1	A	1:30.044	39.493	22.399	28.152	91.0	1:30.044								
2	A	1:16.845	27.378	22.144	27.323	106.7	2:46.889								
3	A	1:09.020	25.886	19.790	23.344	118.8	3:55.909								
4	B	5:19.976 B	28.354	21.879	4:29.743	25.6	9:15.885								
5	B	1:16.003	30.842	20.272	24.889	107.9	10:31.888								
6	B	1:16.083	28.203	22.837	25.043	107.7	11:47.971								
7	B	1:14.915	26.988	21.902	26.025	109.4	13:02.886								
8	B	1:10.639	26.569	20.158	23.912	116.0	14:13.525								
9	B	1:10.499	26.338	20.273	23.888	116.3	15:24.024								



FIA Formula E Championship

Round 7 - Berlin ePrix

Non Qualifying Practice 2

Analysis

Official Timekeeper

■ Personal Best ■ Session Best ■ B Crossing the finish line in pit lane

Lap	C	Time	Sector 1	Sector 2	Sector 3	Kph	Elapsed	Lap	Time	Sector 1	Sector 2	Sector 3	Kph	Elapsed	
11	B	1:13.579	27.685	21.010	24.884	111.4	17:54.675	13	A	1:11.772	26.512	21.044	24.216	114.2	21:07.473
12	B	1:13.280	26.389	20.371	26.520	111.9	19:07.955	14	A	1:10.271	26.300	20.130	23.841	116.7	22:17.744
13	A	7:18.198B	26.471	20.544	6:31.183	18.7	26:26.153	15	B	3:37.003B	26.807	20.201	2:49.995	37.8	25:54.747

8 **Nicolas PROST** FRA
Renault e.dams Renault Z.E. 16

1	B	1:28.503	36.766	23.168	28.569	92.6	1:28.503
2	B	1:09.996	25.997	20.144	23.855	117.1	2:38.499
3	B	1:24.802	31.229	26.628	26.945	96.7	4:03.301
4	B	1:09.445	25.824	19.962	23.659	118.0	5:12.746
5	B	7:20.434B	26.501	20.590	6:33.343	18.6	12:33.180
6	B	1:17.923	31.545	21.864	24.514	105.2	13:51.103
7	B	1:09.584	25.840	19.969	23.775	117.8	15:00.687
8	B	1:23.561	30.890	26.968	25.703	98.1	16:24.248
9	A	5:16.356B	25.976	20.209	4:30.171	25.9	21:40.604
10	A	1:22.819	32.413	22.013	28.393	99.0	23:03.423
11	A	1:19.398	29.578	24.330	25.490	103.2	24:22.821
12	A	1:08.885	25.535	19.870	23.480	119.0	25:31.706
13	A	1:31.049	33.744	31.414	25.891	90.0	27:02.755
14	A	1:16.228	25.851	22.721	27.656	107.5	28:18.983
15	A	1:10.004	26.032	20.188	23.784	117.1	29:28.987
16	A	1:09.945	26.000	20.110	23.835	117.2	30:38.932

9 **Sébastien BUEMI** CHE
Renault e.dams Renault Z.E. 16

1	A	1:24.537	36.228	22.501	25.808	97.0	1:24.537
2	A	1:10.191	26.095	20.073	24.023	116.8	2:34.728
3	A	1:49.179	38.938	42.609	27.632	75.1	4:23.907
4	A	1:09.428	25.829	19.939	23.660	118.1	5:33.335
5	A	1:40.036	33.573	39.071	27.392	81.9	7:13.371
6	A	1:09.719	25.965	19.967	23.787	117.6	8:23.090
7	A	6:06.186B	30.913	25.605	5:09.668	22.4	14:29.276
8	A	1:24.219	36.428	21.201	26.590	97.3	15:53.495
9	A	1:11.935	26.890	20.623	24.422	114.0	17:05.430
10	A	1:11.915	26.641	20.669	24.605	114.0	18:17.345
11	A	1:12.271	26.725	20.921	24.625	113.4	19:29.616
12	A	1:11.936	26.480	20.882	24.574	114.0	20:41.552
13	B	5:20.322B	26.834	21.922	4:31.566	25.6	26:01.874
14	B	1:25.457	36.020	23.849	25.588	95.9	27:27.331
15	B	1:08.643	25.550	19.485	23.608	119.4	28:35.974
16	B	1:30.070	31.676	29.254	29.140	91.0	30:06.044

11 **Lucas DI GRASSI** BRA
ABT Schaeffler Audi Sport ABT Schaeffler FE02

1	B	1:25.252	37.491	21.718	26.043	96.2	1:25.252
2	B	1:11.142	26.664	20.139	24.339	115.2	2:36.394
3	B	1:09.307	26.158	19.725	23.424	118.3	3:45.701
4	A	3:43.669B	27.869	21.750	2:54.050	36.6	7:29.370
5	A	1:15.965	30.134	20.181	25.650	107.9	8:45.335
6	A	1:13.814	28.107	21.269	24.438	111.1	9:59.149
7	A	1:09.920	26.257	19.882	23.781	117.2	11:09.069
8	A	1:09.924	26.177	20.005	23.742	117.2	12:18.993
9	A	1:10.403	26.175	20.172	24.056	116.4	13:29.396
10	A	1:25.099	30.549	26.282	28.268	96.3	14:54.495
11	A	3:45.430B	26.155	20.022	2:59.253	36.4	18:39.925
12	A	1:15.776	29.581	21.086	25.109	108.2	19:55.701

19 **Felix ROSENQVIST** SWE
Mahindra Racing Mahindra M3Electro

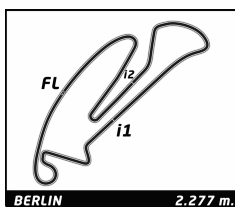
1	A	4:00.770	3:02.947	26.716	31.107	34.0	4:00.770
2	A	1:40.248	32.415	28.632	39.201	81.8	5:41.018
3	A	1:08.173	25.425	19.403	23.345	120.2	6:49.191
4	A	1:09.639	25.624	20.131	23.884	117.7	7:58.830
5	A	1:36.331	32.537	31.606	32.188	85.1	9:35.161
6	A	1:09.395	25.813	19.861	23.721	118.1	10:44.556
7	A	1:09.538	26.017	19.917	23.604	117.9	11:54.094
8	B	6:17.516B	29.938	29.085	5:18.493	21.7	18:11.610
9	B	1:31.558	37.002	24.117	30.439	89.5	19:43.168
10	B	1:40.115	32.756	30.984	36.375	81.9	21:23.283
11	B	1:08.092	25.415	19.368	23.309	120.4	22:31.375
12	B	1:11.294	27.321	20.115	23.858	115.0	23:42.669
13	B	1:42.032	34.838	35.789	31.405	80.3	25:24.701
14	B	1:09.738	26.002	19.951	23.785	117.5	26:34.439
15	B	1:35.593	32.711	30.618	32.264	85.8	28:10.032
16	B	1:09.608	25.759	20.197	23.652	117.8	29:19.640
17	B	1:12.959	27.303	21.189	24.467	112.4	30:32.599

20 **Mitch EVANS** NZL
Panasonic Jaguar Racing Jaguar I-Type 1

1	B	2:41.974	1:44.822	24.465	32.687	50.6	2:41.974
2	B	1:26.177	33.510	27.281	25.386	95.1	4:08.151
3	B	1:09.626	26.078	19.909	23.639	117.7	5:17.777
4	B	1:14.414	26.649	21.933	25.832	110.2	6:32.191
5	B	1:12.236	27.005	20.518	24.713	113.5	7:44.427
6	B	1:12.960	27.203	20.784	24.973	112.4	8:57.387
7	B	1:12.934	27.120	20.687	25.127	112.4	10:10.321
8	B	1:12.143	26.753	20.660	24.730	113.6	11:22.464
9	B	1:12.468	26.441	20.418	25.609	113.1	12:34.932
10	B	1:10.967	26.553	20.342	24.072	115.5	13:45.899
11	B	1:23.807	29.659	27.641	26.507	97.8	15:09.706
12	B	1:10.620	26.339	20.222	24.059	116.1	16:20.326
13	A	7:40.769B	26.468	20.530	6:53.771	17.8	24:01.095
14	A	1:28.697	35.541	25.551	27.605	92.4	25:29.792
15	A	1:19.083	29.764	25.215	24.104	103.7	26:48.875
16	A	1:08.775	25.670	19.660	23.445	119.2	27:57.650

23 **Nick HEIDFELD** DEU
Mahindra Racing Mahindra M3Electro

1	A	4:27.283	3:35.079	24.369	27.835	30.7	4:27.283
2	A	1:26.916	31.718	24.716	30.482	94.3	5:54.199
3	A	1:08.070	25.422	19.485	23.163	120.4	7:02.269
4	B	7:59.892B	30.235	23.359	7:06.298	17.1	15:02.161
5	B	1:24.686	32.462	23.244	28.980	96.8	16:26.847
6	B	1:25.204	30.723	26.226	28.255	96.2	17:52.051
7	B	1:08.753	25.759	19.615	23.379	119.2	19:00.804



FIA Formula E Championship

Round 7 - Berlin ePrix

Non Qualifying Practice 2

Analysis

Official Timekeeper

■ Personal Best
 ■ Session Best
 ■ B Crossing the finish line in pit lane

Lap	C	Time	Sector 1	Sector 2	Sector 3	Kph	Elapsed	Lap	Time	Sector 1	Sector 2	Sector 3	Kph	Elapsed			
8	A	6:05.734	B	26.169	23.691	5:15.874	22.4	25:06.538	7	A	1:09.941	26.237	19.928	23.776	117.2	10:02.930	
9	A	1:19.621		31.722	21.842	26.057	103.0	26:26.159	8	B	9:19.904	B	26.011	20.024	8:33.869	14.6	19:22.834
10	A	1:09.694		25.886	20.061	23.747	117.6	27:35.853	9	B	1:28.975		37.383	23.838	27.754	92.1	20:51.809
11	A	1:25.883		31.164	25.934	28.785	95.4	29:01.736	10	B	1:22.859		29.759	27.996	25.104	98.9	22:14.668
12	A	1:10.875		25.942	20.738	24.195	115.7	30:12.611	11	B	1:08.607		25.749	19.611	23.247	119.5	23:23.275

25 **Jean-Eric VERGNE** FRA
 TECHEETAH Renault Z.E. 16

1	B	12:03.289	...	22.174	26.243	11.3	12:03.289
2	B	1:24.402	27.341	24.543	32.518	97.1	13:27.691
3	B	1:08.555	25.719	19.580	23.256	119.6	14:36.246

27 **Robin FRIJNS** NLD
 Andretti Formula E Andretti ATEC-02

1	B	1:41.300	51.533	23.749	26.018	80.9	1:41.300	
2	B	1:22.840	28.391	24.091	30.358	99.0	3:04.140	
3	B	1:09.055	25.645	19.737	23.673	118.7	4:13.195	
4	B	5:44.462	B	27.860	21.457	4:55.145	23.8	9:57.657
5	B	1:30.988	35.431	27.366	28.191	90.1	11:28.645	
6	A	10:01.242	B	27.250	20.439	9:13.553	13.6	21:29.887
7	A	1:22.703	32.537	24.132	26.034	99.1	22:52.590	
8	A	1:13.018	27.846	20.816	24.356	112.3	24:05.608	
9	A	1:11.600	26.012	19.676	25.912	114.5	25:17.208	

28 **Antonio Felix DA COSTA** PRT
 Andretti Formula E Andretti ATEC-02

1	A	1:50.903	1:02.971	22.733	25.199	73.9	1:50.903	
2	A	1:15.198	26.211	20.724	28.263	109.0	3:06.101	
3	A	1:09.383	25.774	19.990	23.619	118.1	4:15.484	
4	A	5:50.055	B	26.891	21.034	5:02.130	23.4	10:05.539
5	B	8:23.620	B	34.770	21.897	7:26.953	16.3	18:29.159
6	B	1:18.845	32.577	21.571	24.697	104.0	19:48.004	
7	B	1:12.043	27.614	20.508	23.921	113.8	21:00.047	
8	B	1:09.235	25.925	19.778	23.532	118.4	22:09.282	

33 **Stéphane SARRAZIN** FRA
 TECHEETAH Renault Z.E. 16

1	B	1:48.461	57.533	24.892	26.036	75.6	1:48.461	
2	B	1:24.748	27.207	27.790	29.751	96.7	3:13.209	
3	B	1:14.907	29.198	22.049	23.660	109.4	4:28.116	
4	B	1:14.149	27.676	22.007	24.466	110.6	5:42.265	
5	A	8:22.205	B	28.194	21.098	7:32.913	16.3	14:04.470
6	A	1:22.116	30.962	23.207	27.947	99.8	15:26.586	
7	A	1:20.577	28.814	24.613	27.150	101.7	16:47.163	
8	A	1:08.415	25.620	19.569	23.226	119.8	17:55.578	
9	B	3:13.297	B	28.018	20.900	2:24.379	42.4	21:08.875

37 **José Maria LOPEZ** ARG
 DS Virgin Racing DS Virgin DSV-02

1	A	1:55.870	1:03.964	23.899	28.007	70.7	1:55.870
2	A	1:21.739	29.347	23.829	28.563	100.3	3:17.609
3	A	1:08.458	25.670	19.713	23.075	119.7	4:26.067
4	A	1:38.731	31.520	34.395	32.816	83.0	6:04.798
5	A	1:37.579	34.356	31.846	31.377	84.0	7:42.377
6	A	1:10.612	26.038	19.897	24.677	116.1	8:52.989

47 **Adam CARROLL** GBR
 Panasonic Jaguar Racing Jaguar I-Type 1

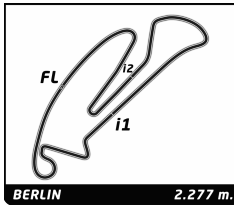
1	A	1:41.942	53.773	22.209	25.960	80.4	1:41.942	
2	A	1:26.638	29.151	24.177	33.310	94.6	3:08.580	
3	A	1:12.319	26.905	20.605	24.809	113.3	4:20.899	
4	A	1:15.544	27.308	22.593	25.643	108.5	5:36.443	
5	A	1:14.523	27.377	20.487	26.659	110.0	6:50.966	
6	A	1:12.773	27.106	20.509	25.158	112.6	8:03.739	
7	A	1:12.210	26.653	20.464	25.093	113.5	9:15.949	
8	A	8:02.326	B	27.639	20.391	7:14.296	17.0	17:18.275
9	A	1:15.345	30.124	20.923	24.298	108.8	18:33.620	
10	A	1:10.405	26.328	20.186	23.891	116.4	19:44.025	
11	A	1:10.718	26.429	20.130	24.159	115.9	20:54.743	
12	B	5:04.248	B	27.429	20.515	4:16.304	26.9	25:58.991
13	B	1:19.416	32.446	22.053	24.917	103.2	27:18.407	
14	B	1:12.769	27.304	20.586	24.879	112.6	28:31.176	
15	B	1:09.688	26.172	19.934	23.582	117.6	29:40.864	
16	B	1:11.611	27.174	20.182	24.255	114.5	30:52.475	

66 **Daniel ABT** DEU
 ABT Schaeffler Audi Sport ABT Schaeffler FE02

1	B	1:25.555	37.974	22.244	25.337	95.8	1:25.555	
2	B	1:12.170	26.872	20.500	24.798	113.6	2:37.725	
3	B	1:10.350	26.203	20.364	23.783	116.5	3:48.075	
4	B	1:10.121	26.193	20.123	23.805	116.9	4:58.196	
5	B	1:10.260	26.178	20.083	23.999	116.7	6:08.456	
6	B	1:15.036	26.198	20.289	28.549	109.2	7:23.492	
7	B	1:10.328	26.106	20.155	24.067	116.6	8:33.820	
8	B	1:14.131	26.509	20.751	26.871	110.6	9:47.951	
9	B	1:10.308	26.220	20.150	23.938	116.6	10:58.259	
10	B	1:30.755	28.720	32.862	29.173	90.3	12:29.014	
11	B	1:24.124	28.684	27.809	27.631	97.4	13:53.138	
12	B	1:10.195	26.118	20.075	24.002	116.8	15:03.333	
13	A	5:34.068	B	29.662	27.515	4:36.891	24.5	20:37.401
14	A	1:22.879	35.307	21.612	25.960	98.9	22:00.280	
15	A	1:17.788	27.985	21.182	28.621	105.4	23:18.068	
16	A	1:08.929	25.715	19.785	23.429	118.9	24:26.997	
17	A	1:27.037	30.323	30.353	26.361	94.2	25:54.034	
18	A	1:09.346	26.251	19.630	23.465	118.2	27:03.380	
19	A	1:16.767	29.242	22.436	25.089	106.8	28:20.147	
20	A	1:10.526	26.177	20.256	24.093	116.2	29:30.673	
21	A	1:11.490	26.723	20.157	24.610	114.7	30:42.163	

88 **Oliver TURVEY** GBR
 NEXTEV NIO NextEV TCR Formula 002

1	B	3:00.321	2:06.153	25.542	28.626	45.5	3:00.321
---	---	----------	----------	--------	--------	------	----------



FIA Formula E Championship

Round 7 - Berlin ePrix

Non Qualifying Practice 2

Analysis

Official Timekeeper TAG Heuer

■ Personal Best ■ Session Best ■ B Crossing the finish line in pit lane

Lap	C	Time	Sector 1	Sector 2	Sector 3	Kph	Elapsed	Lap	Time	Sector 1	Sector 2	Sector 3	Kph	Elapsed
2	B	1:08.661	25.803	19.584	23.274	119.4	4:08.982							
3	B	1:14.326	26.006	21.166	27.154	110.3	5:23.308							
4	B	1:09.886	26.025	19.996	23.865	117.3	6:33.194							
5	B	1:13.570	27.797	21.112	24.661	111.4	7:46.764							
6	B	1:12.657	27.601	20.592	24.464	112.8	8:59.421							
7	B	1:11.990	26.912	20.517	24.561	113.9	10:11.411							
8	B	1:20.654	27.596	23.149	29.909	101.6	11:32.065							
9	B	1:14.128	26.335	21.838	25.955	110.6	12:46.193							
10	B	1:11.203	26.569	20.646	23.988	115.1	13:57.396							
11	B	1:17.350	26.413	23.117	27.820	106.0	15:14.746							
12	B	1:10.761	26.290	20.204	24.267	115.8	16:25.507							
13	A	5:07.846 B	27.329	20.488	4:20.029	26.6	21:33.353							
14	A	1:27.741	35.707	24.266	27.768	93.4	23:01.094							
15	A	1:17.412	29.857	22.017	25.538	105.9	24:18.506							
16	A	1:08.748	25.584	19.577	23.587	119.2	25:27.254							
17	A	1:18.703	29.679	23.392	25.632	104.2	26:45.957							
18	A	1:10.181	26.244	20.159	23.778	116.8	27:56.138							