

# FIA Formula E Championship

## Round 7 - Berlin ePrix

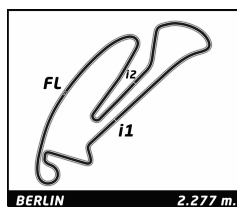
### Non Qualifying Practice 1

### Analysis

Official Timekeeper

■ Personal Best ■ Session Best ■ Crossing the finish line in pit lane

Lap	C	Time	Sector 1	Sector 2	Sector 3	Kph	Elapsed	Lap	Time	Sector 1	Sector 2	Sector 3	Kph	Elapsed		
<b>2</b>		<b>Sam BIRD</b>														GBR
		DS Virgin Racing														DS Virgin DSV-02
1	A	1:28.253	40.268	21.481	26.504	92.9	1:28.253	3	A	1:11.149	26.486	20.349	24.314	115.2	26:13.552	
2	A	1:16.564	28.517	22.060	25.987	107.1	2:44.817	4	A	1:11.054	26.309	20.443	24.302	115.4	27:24.606	
3	A	1:11.654	26.985	20.383	24.286	114.4	3:56.471	5	A	1:11.193	26.400	20.284	24.509	115.1	28:35.799	
4	A	1:11.652	26.771	20.420	24.461	114.4	5:08.123	6	A	1:11.036	26.333	20.640	<b>24.063</b>	115.4	29:46.835	
5	A	1:11.400	26.803	20.429	24.168	114.8	6:19.523	7	A	<b>1:10.582</b>	<b>26.230</b>	<b>20.180</b>	24.172	116.1	30:57.417	
6	A	1:49.133	47.574	36.971	24.588	75.1	8:08.656	8	A	1:20.593	31.514	23.829	25.250	101.7	32:18.010	
7	A	6:27.418 <b>B</b>	26.302	20.557	5:40.559	21.2	14:36.074	9	A	1:13.820	27.589	21.473	24.758	111.0	33:31.830	
8	A	1:16.212	29.919	21.608	24.685	107.6	15:52.286	10	A	1:13.726	27.609	21.156	24.961	111.2	34:45.556	
9	A	1:09.808	25.989	20.040	23.779	117.4	17:02.094	11	A	1:13.536	27.043	21.124	25.369	111.5	35:59.092	
10	A	5:24.501 <b>B</b>	43.638	53.308	3:47.555	25.3	22:26.595	12	A	1:13.163	27.277	21.039	24.847	112.0	37:12.255	
11	A	1:15.203	29.566	21.521	24.116	109.0	23:41.798	13	A	1:17.655	27.125	24.782	25.748	105.6	38:29.910	
12	A	1:10.522	26.513	20.147	23.862	116.2	24:52.320	14	A	1:12.336	26.776	20.238	25.322	113.3	39:42.246	
13	A	1:10.039	26.042	20.189	23.808	117.0	26:02.359	15	A	1:11.309	26.682	20.374	24.253	115.0	40:53.555	
14	A	1:34.379	26.265	32.689	35.425	86.9	27:36.738	16	A	1:10.627	26.259	20.198	24.170	116.1	42:04.182	
15	A	1:09.664	26.120	<b>19.828</b>	23.716	117.7	28:46.402	17	A	1:11.427	26.263	20.190	24.974	114.8	43:15.609	
16	B	6:19.893 <b>B</b>	28.012	22.285	5:29.596	21.6	35:06.295									
17	B	1:17.848	30.830	21.681	25.337	105.3	36:24.143									
18	B	1:13.701	27.334	21.269	25.098	111.2	37:37.844									
19	B	1:09.712	<b>25.983</b>	19.914	23.815	117.6	38:47.556									
20	B	1:32.816	29.705	30.809	32.302	88.3	40:20.372									
21	B	1:14.376	27.459	22.191	24.726	110.2	41:34.748									
22	B	1:09.659	25.993	19.879	23.787	117.7	42:44.407									
23	B	1:21.389	29.562	26.474	25.353	100.7	44:05.796									
24	B	<b>1:09.649</b>	26.050	19.918	<b>23.681</b>	117.7	45:15.445									
<b>3</b>		<b>Nelson PIQUET JR</b>														BRA
		NEXTEV NIO														NextEv TCR Formula 002
1	A	2:17.071	1:27.196	23.628	26.247	59.8	2:17.071									
2	A	1:10.687	26.266	20.211	24.210	116.0	3:27.758									
3	A	1:14.226	29.198	21.135	23.893	110.4	4:41.984									
4	A	1:10.253	26.051	20.385	<b>23.817</b>	116.7	5:52.237									
5	A	1:57.955	32.190	53.583	32.182	69.5	7:50.192									
6	A	1:10.951	26.205	20.511	24.235	115.5	9:01.143									
7	A	<b>1:10.201</b>	26.190	<b>20.097</b>	23.914	116.8	10:11.344									
8	A	1:23.475	34.445	24.809	24.221	98.2	11:34.819									
9	A	1:17.880	29.672	22.249	25.959	105.3	12:52.699									
10	B	13:59.217 <b>B</b>	31.881	39.176	...	9.8	26:51.916									
11	B	5:22.161 <b>B</b>	39.605	28.353	4:14.203	25.4	32:14.077									
12	B	1:28.584	36.198	27.434	24.952	92.5	33:42.661									
13	B	1:10.228	<b>26.023</b>	20.378	23.827	116.7	34:52.889									
14	B	1:19.713	30.859	23.346	25.508	102.8	36:12.602									
15	B	1:13.612	27.253	21.147	25.212	111.4	37:26.214									
16	B	1:13.709	27.314	20.981	25.414	111.2	38:39.923									
17	B	1:15.153	27.306	22.423	25.424	109.1	39:55.076									
18	B	1:12.544	27.280	20.603	24.661	113.0	41:07.620									
19	B	1:12.616	27.002	20.647	24.967	112.9	42:20.236									
20	B	1:12.619	27.192	20.580	24.847	112.9	43:32.855									
21	B	1:11.962	26.798	20.778	24.386	113.9	44:44.817									
22	B	1:12.242	26.870	20.788	24.584	113.5	45:57.059									
<b>4</b>		<b>Tom DILLMANN</b>														FRA
		Venturi Formula E Team														Venturi VM200-FE-02
1	A	23:51.788	...	20.675	25.872	5.7	23:51.788									
2	A	1:10.615	26.287	20.206	24.122	116.1	25:02.403									
<b>5</b>		<b>Maro ENGEL</b>														DEU
		Venturi Formula E Team														Venturi VM200-FE-02
1	A	1:36.550	44.139	25.645	26.766	84.9	1:36.550									
2	A	1:13.459	27.282	20.788	25.389	111.6	2:50.009									
3	A	1:11.138	26.592	20.314	24.232	115.2	4:01.147									
4	A	1:21.652	27.575	24.034	30.043	100.4	5:22.799									
5	A	1:28.569	26.585	20.253	41.731	92.6	6:51.368									
6	A	1:31.314	46.139	20.250	24.925	89.8	8:22.682									
7	A	1:11.977	26.583	20.839	24.555	113.9	9:34.659									
8	B	4:14.473 <b>B</b>	26.444	20.234	3:27.795	32.2	13:49.132									
9	B	1:17.887	31.494	21.310	25.083	105.2	15:07.019									
10	B	1:17.920	29.126	24.019	24.775	105.2	16:24.939									
11	B	6:55.941 <b>B</b>	29.749	30.734	5:55.458	19.7	23:20.880									
12	B	1:15.934	29.924	20.664	25.346	108.0	24:36.814									
13	B	1:10.797	26.576	20.211	24.010	115.8	25:47.611									
14	B	<b>1:10.431</b>	<b>26.347</b>	<b>20.127</b>	<b>23.957</b>	116.4	26:58.042									
15	B	1:13.040	26.650	20.708	25.682	112.2	28:11.082									
16	B	1:10.732	26.514	20.174	24.044	115.9	29:21.814									
17	B	1:14.644	26.482	20.464	27.698	109.8	30:36.458									
18	B	1:10.870	26.520	20.220	24.130	115.7	31:47.328									
19	B	1:11.869	26.472	20.395	25.002	114.1	32:59.197									
20	B	1:13.103	27.593	20.873	24.637	112.1	34:12.300									
21	B	1:12.896	27.297	20.830	24.769	112.5	35:25.196									
22	A	3:48.123 <b>B</b>	27.283	20.845	2:59.995	35.9	39:13.319									
23	A	1:16.218	30.706	20.683	24.829	107.5	40:29.537									
24	A	1:12.279	27.096	20.656	24.527	113.4	41:41.816									
25	A	1:12.010	27.027	20.539	24.444	113.8	42:53.826									
26	A	1:12.506	27.018	20.645	24.843	113.1	44:06.332									
27	A	1:12.627	27.087	20.833	24.707	112.9	45:18.959									
<b>6</b>		<b>Loïc DUVAL</b>														FRA
		Faraday Future Dragon Racing														Penske 701-EV
1	A	2:23.197	1:17.298	30.282	35.617	57.2	2:23.197									
2	A	1:14.690	26.960	20.552	27.178	109.7	3:37.887									
3	A	1:11.307	26.941	20.173	24.193	115.0	4:49.194									
4	A	1:11.086	26.745	20.067	24.274	115.3	6:00.280									
5	A	2:00.681	35.170	55.090	30.421	67.9	8:00.961									
6	A	1:10.684	26.437	20.276	<b>23.971</b>	116.0	9:11.645									
7	B	13:29.346 <b>B</b>	26.615	23.006	...	10.1	22:40.991									
8	B	1:22.744	33.747	23.487	25.510	99.1	24:03.735									
9	B	1:12.435	26.969	20.633	24.833	113.2	25:16.170									



# FIA Formula E Championship

## Round 7 - Berlin ePrix

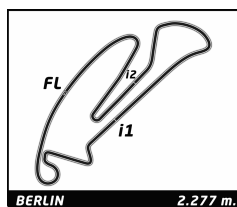
### Non Qualifying Practice 1

### Analysis

Official Timekeeper TAG Heuer

■ Personal Best ■ Session Best ■ Crossing the finish line in pit lane

Lap	C	Time	Sector 1	Sector 2	Sector 3	Kph	Elapsed	Lap	Time	Sector 1	Sector 2	Sector 3	Kph	Elapsed		
10	B	1:11.815	26.634	20.481	24.700	114.1	26:27.985	22	A	1:09.763	25.922	20.115	23.726	117.5	45:44.334	
11	B	1:26.337	27.836	25.346	33.155	94.9	27:54.322	<b>9</b> Sébastien BUEMI Renault e.dams Renault Z.E. 16 CHE	1	B	1:25.846	37.458	22.038	26.350	95.5	1:25.846
12	B	<span style="background-color: green;">1:10.469</span>	<span style="background-color: green;">26.297</span>	20.118	24.054	116.3	29:04.791		2	B	1:23.444	28.754	26.334	28.356	98.2	2:49.290
13	B	1:16.768	26.560	20.205	30.003	106.8	30:21.559		3	B	1:10.547	26.393	20.087	24.067	116.2	3:59.837
14	B	1:13.131	26.368	20.271	26.492	112.1	31:34.690		4	A	4:35.878	29.630	22.257	3:43.991	29.7	8:35.715
15	A	9:43.138	26.628	20.279	8:56.231	14.1	41:17.828		5	B	14:07.318	47.853	26.829	...	9.7	22:43.033
16	A	1:18.054	30.510	21.314	26.230	105.0	42:35.882		6	B	1:19.401	33.602	21.298	24.501	103.2	24:02.434
17	A	1:10.650	26.341	<span style="background-color: green;">20.004</span>	24.305	116.0	43:46.532		7	B	1:11.821	26.801	20.662	24.358	114.1	25:14.255
18	A	1:18.563	26.474	21.738	30.351	104.3	45:05.095		8	B	1:11.911	26.851	20.742	24.318	114.0	26:26.166
<b>7</b> Jérôme D'AMBROSIO Faraday Future Dragon Racing Penske 701-EV BEL									9	B	5:53.815	26.722	20.906	5:06.187	23.2	32:19.981
1	A	1:29.583	42.314	22.115	25.154	91.5	1:29.583		10	B	1:28.926	35.167	26.622	27.137	92.2	33:48.907
2	A	1:14.535	27.447	21.283	25.805	110.0	2:44.118		11	B	1:09.891	25.942	20.036	23.913	117.3	34:58.798
3	A	1:11.373	26.710	20.260	24.403	114.9	3:55.491		12	B	1:35.603	35.287	33.731	26.585	85.7	36:34.401
4	A	5:41.346	26.653	20.546	4:54.147	24.0	9:36.837		13	A	5:01.652	25.918	20.246	4:15.488	27.2	41:36.053
5	A	1:21.171	31.967	21.466	27.738	101.0	10:58.008		14	A	1:32.285	42.681	24.242	25.362	88.8	43:08.338
6	A	1:10.964	26.438	20.117	24.409	115.5	12:08.972		15	A	<span style="background-color: purple;">1:08.151</span>	<span style="background-color: purple;">25.451</span>	<span style="background-color: purple;">19.487</span>	<span style="background-color: purple;">23.213</span>	120.3	44:16.489
7	B	10:21.651	29.060	24.825	9:27.766	13.2	22:30.623		16	A	1:23.576	30.200	25.319	28.057	98.1	45:40.065
8	B	1:17.566	30.145	21.660	25.761	105.7	23:48.189	<b>11</b> Lucas DI GRASSI ABT Schaeffler Audi Sport ABT Schaeffler FE02 BRA								
9	B	1:12.484	26.838	20.906	24.740	113.1	25:00.673	1	B	1:26.851	38.925	21.784	26.142	94.4	1:26.851	
10	B	1:11.600	26.956	20.062	24.582	114.5	26:12.273	2	B	1:13.219	28.043	20.845	24.331	112.0	2:40.070	
11	B	1:14.737	26.816	20.876	27.045	109.7	27:27.010	3	B	1:11.425	26.563	20.770	24.092	114.8	3:51.495	
12	B	1:10.821	26.645	20.040	24.136	115.7	28:37.831	4	B	1:10.793	26.450	20.306	24.037	115.8	5:02.288	
13	B	1:14.262	27.494	21.813	24.955	110.4	29:52.093	5	B	1:10.913	26.522	20.353	24.038	115.6	6:13.201	
14	A	7:35.966	28.230	20.357	6:47.379	18.0	37:28.059	6	A	4:20.976	38.812	44.953	2:57.211	31.4	10:34.177	
15	A	1:15.549	30.588	20.328	24.633	108.5	38:43.608	7	A	1:15.751	30.195	20.462	25.094	108.2	11:49.928	
16	A	1:18.930	26.377	21.454	31.099	103.9	40:02.538	8	A	1:12.857	28.220	20.479	24.158	112.5	13:02.785	
17	A	1:10.364	26.410	20.096	<span style="background-color: green;">23.858</span>	116.5	41:12.902	9	A	1:10.806	26.493	20.509	<span style="background-color: green;">23.804</span>	115.8	14:13.591	
18	A	<span style="background-color: green;">1:10.347</span>	26.372	<span style="background-color: green;">20.016</span>	23.959	116.5	42:23.249	10	A	1:15.514	26.546	22.806	26.162	108.6	15:29.105	
19	A	1:14.580	29.450	20.642	24.488	109.9	43:37.829	11	A	1:15.608	26.671	20.536	28.401	108.4	16:44.713	
20	A	1:12.905	<span style="background-color: green;">26.333</span>	21.367	25.205	112.4	44:50.734	12	A	6:02.823	34.555	54.076	4:34.192	22.6	22:47.536	
21	A	1:10.884	26.549	20.233	24.102	115.6	46:01.618	13	A	1:17.067	31.322	20.740	25.005	106.4	24:04.603	
<b>8</b> Nicolas PROST Renault e.dams Renault Z.E. 16 FRA								14	A	1:13.805	27.756	20.924	25.125	111.1	25:18.408	
1	A	1:26.536	38.213	22.225	26.098	94.7	1:26.536	15	A	1:12.888	27.716	20.632	24.540	112.5	26:31.296	
2	A	1:26.476	31.100	24.559	30.817	94.8	2:53.012	16	A	1:11.703	26.584	20.468	24.651	114.3	27:42.999	
3	A	1:10.567	26.165	20.491	23.911	116.2	4:03.579	17	A	1:18.569	31.283	22.312	24.974	104.3	29:01.568	
4	A	1:10.171	26.111	20.170	23.890	116.8	5:13.750	18	A	1:21.376	30.036	24.631	26.709	100.7	30:22.944	
5	B	5:22.948	26.201	20.513	4:36.234	25.4	10:36.698	19	A	1:10.158	26.360	<span style="background-color: green;">19.964</span>	23.834	116.8	31:33.102	
6	B	1:16.146	30.711	20.658	24.777	107.7	11:52.844	20	A	1:10.729	26.429	20.182	24.118	115.9	32:43.831	
7	B	1:12.416	27.015	20.770	24.631	113.2	13:05.260	21	A	1:10.496	26.321	20.296	23.879	116.3	33:54.327	
8	B	1:11.348	26.583	20.627	24.138	114.9	14:16.608	22	B	5:01.860	26.678	20.383	4:14.799	27.2	38:56.187	
9	B	1:11.415	26.291	20.818	24.306	114.8	15:28.023	23	B	1:20.099	32.618	22.130	25.351	102.3	40:16.286	
10	B	1:12.006	26.497	20.925	24.584	113.8	16:40.029	24	B	1:13.628	26.502	20.558	26.568	111.3	41:29.914	
11	B	8:08.396	29.803	53.683	6:44.910	16.8	24:48.425	25	B	<span style="background-color: green;">1:10.116</span>	26.221	20.002	23.893	116.9	42:40.030	
12	B	1:22.575	33.996	23.057	25.522	99.3	26:11.000	26	B	1:19.571	29.830	23.786	25.955	103.0	43:59.601	
13	B	1:12.333	26.649	21.344	24.340	113.3	27:23.333	27	B	1:10.884	<span style="background-color: green;">26.207</span>	20.682	23.995	115.6	45:10.485	
14	B	1:09.722	25.826	20.142	23.754	117.6	28:33.055	<b>19</b> Felix ROSENQVIST Mahindra Racing Mahindra M3Electro SWE								
15	B	1:10.176	25.860	20.296	24.020	116.8	29:43.231	1	A	2:04.136	1:14.403	22.632	27.101	66.0	2:04.136	
16	A	5:53.257	26.481	20.586	5:06.190	23.2	35:36.488	2	A	1:10.609	26.314	20.151	24.144	116.1	3:14.745	
17	A	1:18.658	32.041	21.414	25.203	104.2	36:55.146	3	A	1:10.565	26.588	20.075	23.902	116.2	4:25.310	
18	A	1:11.734	26.928	20.258	24.548	114.3	38:06.880									
19	A	<span style="background-color: green;">1:08.732</span>	<span style="background-color: green;">25.548</span>	<span style="background-color: green;">19.824</span>	<span style="background-color: green;">23.360</span>	119.3	39:15.612									
20	A	3:54.473	27.967	22.699	3:03.807	35.0	43:10.085									
21	A	1:24.486	37.457	20.619	26.410	97.0	44:34.571									



# FIA Formula E Championship

## Round 7 - Berlin ePrix

### Non Qualifying Practice 1

### Analysis

Official Timekeeper

■ Personal Best ■ Session Best ■ Crossing the finish line in pit lane

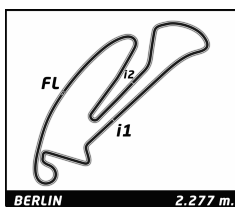
Lap	C	Time	Sector 1	Sector 2	Sector 3	Kph	Elapsed	Lap	Time	Sector 1	Sector 2	Sector 3	Kph	Elapsed		
4	A	1:15.560	30.020	20.996	24.544	108.5	5:40.870	3	A	1:10.345	26.181	20.130	24.034	116.5	5:47.240	
5	A	1:50.341	26.828	30.923	52.590	74.3	7:31.211	4	A	2:30.864	30.767	1:13.752	46.345	54.3	8:18.104	
6	A	1:15.614	28.571	20.647	26.396	108.4	8:46.825	5	A	1:10.082	26.151	20.006	23.925	117.0	9:28.186	
7	A	1:11.843	26.923	20.471	24.449	114.1	9:58.668	6	A	5:27.210	B	28.643	20.760	4:37.807	25.1	14:55.396
8	A	1:12.685	27.213	20.832	24.640	112.8	11:11.353	7	A	1:16.828	30.470	21.245	25.113	106.7	16:12.224	
9	A	1:11.895	27.080	20.479	24.336	114.0	12:23.248	8	A	6:23.541	B	26.748	20.880	5:35.913	21.4	22:35.765
10	A	1:11.973	26.943	20.587	24.443	113.9	13:35.221	9	A	1:49.849	1:03.490	21.412	24.947	74.6	24:25.614	
11	A	1:12.053	27.096	20.459	24.498	113.8	14:47.274	10	A	1:10.925	26.220	20.378	24.327	115.6	25:36.539	
12	A	1:10.628	26.361	20.248	24.019	116.1	15:57.902	11	A	1:11.982	26.477	21.124	24.381	113.9	26:48.521	
13	A	1:10.979	26.438	20.184	24.357	115.5	17:08.881	12	A	1:11.338	26.502	20.405	24.431	114.9	27:59.859	
14	B	6:12.824	B	47.934	53.841	4:31.049	22.0	23:21.705	13	A	1:12.009	26.778	20.708	24.523	113.8	29:11.868
15	B	1:24.263	32.815	22.607	28.841	97.3	24:45.968	14	A	1:11.651	26.531	20.519	24.601	114.4	30:23.519	
16	B	1:09.778	26.146	20.000	23.632	117.5	25:55.746	15	A	1:11.736	26.819	20.510	24.407	114.3	31:35.255	
17	B	1:09.919	26.287	19.947	23.685	117.2	27:05.665	16	A	1:30.740	31.878	25.418	33.444	90.3	33:05.995	
18	B	1:39.073	32.404	26.664	40.005	82.7	28:44.738	17	A	1:13.882	25.996	20.056	27.830	110.9	34:19.877	
19	B	1:29.327	25.890	22.132	41.305	91.8	30:14.065	18	B	5:59.478	B	31.562	33.807	4:54.109	22.8	40:19.355
20	B	1:09.340	25.892	19.810	23.638	118.2	31:23.405	19	B	1:21.068	33.421	22.054	25.593	101.1	41:40.423	
21	B	1:31.356	30.961	29.982	30.413	89.7	32:54.761	20	B	1:50.875	26.545	21.319	1:03.011	73.9	43:31.298	
22	B	1:09.731	25.876	20.067	23.788	117.6	34:04.492	21	B	1:24.638	26.135	22.568	35.935	96.9	44:55.936	
23	B	1:34.005	31.601	32.134	30.270	87.2	35:38.497	22	B	1:10.604	25.915	20.946	23.743	116.1	46:06.540	
24	B	1:09.413	25.862	19.881	23.670	118.1	36:47.910									
25	B	1:39.069	31.107	35.760	32.202	82.7	38:26.979									
26	B	1:09.225	25.777	19.823	23.625	118.4	39:36.204									
27	B	1:29.758	32.924	25.184	31.650	91.3	41:05.962									
28	B	1:09.351	25.854	19.810	23.687	118.2	42:15.313									
29	B	1:36.255	32.448	32.152	31.655	85.2	43:51.568									
30	B	1:09.468	25.830	19.825	23.813	118.0	45:01.036									

20 Mitch EVANS		NZL						
Panasonic Jaguar Racing		Jaguar I-Type 1						
1	A	1:42.671	56.050	21.321	25.300	79.8	1:42.671	
2	A	1:11.486	26.776	20.420	24.290	114.7	2:54.157	
3	A	1:11.097	26.539	20.161	24.397	115.3	4:05.254	
4	A	1:11.097	26.432	20.533	24.132	115.3	5:16.351	
5	A	1:41.346	30.706	24.851	45.789	80.9	6:57.697	
6	A	1:30.274	43.722	20.336	26.216	90.8	8:27.971	
7	A	1:10.828	26.383	20.130	24.315	115.7	9:38.799	
8	A	1:13.142	27.199	20.659	25.284	112.1	10:51.941	
9	A	1:12.515	27.009	20.636	24.870	113.0	12:04.456	
10	A	1:12.694	27.296	20.571	24.827	112.8	13:17.150	
11	A	1:11.972	26.732	20.659	24.581	113.9	14:29.122	
12	B	15:04.212	B	26.443	42.405	...	9.1	29:33.334
13	B	1:26.556	32.371	25.891	28.294	94.7	30:59.890	
14	B	1:10.265	26.115	20.352	23.798	116.7	32:10.155	
15	B	1:10.257	26.211	20.041	24.005	116.7	33:20.412	
16	B	1:21.714	29.999	24.574	27.141	100.3	34:42.126	
17	B	1:09.869	26.047	20.009	23.813	117.3	35:51.995	
18	B	1:14.640	26.477	21.042	27.121	109.8	37:06.635	
19	B	1:10.128	26.180	20.131	23.817	116.9	38:16.763	
20	B	4:31.684	B	27.143	20.702	3:43.839	30.2	42:48.447
21	B	1:25.222	36.111	23.513	25.598	96.2	44:13.669	
22	B	1:10.192	26.187	20.057	23.948	116.8	45:23.861	

23 Nick HEIDFELD		DEU					
Mahindra Racing		Mahindra M3Electro					
1	A	3:25.349	2:37.633	22.472	25.244	39.9	3:25.349
2	A	1:11.546	26.888	20.608	24.050	114.6	4:36.895

25 Jean-Eric VERGNE		FRA						
TECHEETAH		Renault Z.E. 16						
1	A	1:52.601	1:05.155	21.363	26.083	72.8	1:52.601	
2	A	1:13.070	27.120	21.206	24.744	112.2	3:05.671	
3	A	1:12.341	26.977	20.615	24.749	113.3	4:18.012	
4	A	1:13.106	27.335	20.730	25.041	112.1	5:31.118	
5	A	1:49.443	26.977	29.419	53.047	74.9	7:20.561	
6	A	1:24.037	36.864	21.300	25.873	97.5	8:44.598	
7	A	1:12.246	26.865	20.775	24.606	113.5	9:56.844	
8	B	5:21.138	B	29.232	25.657	4:26.249	25.5	15:17.982
9	B	1:30.447	32.027	25.167	33.253	90.6	16:48.429	
10	B	6:20.063	B	38.023	53.728	4:48.312	21.6	23:08.492
11	B	1:26.731	33.896	26.909	25.926	94.5	24:35.223	
12	B	1:09.879	26.097	19.960	23.822	117.3	25:45.102	
13	B	1:09.805	26.051	19.900	23.854	117.4	26:54.907	
14	B	1:23.131	29.972	25.444	27.715	98.6	28:18.038	
15	B	1:14.619	27.256	21.796	25.567	109.9	29:32.657	
16	B	1:11.882	26.122	19.961	25.799	114.0	30:44.539	
17	B	1:10.470	26.435	19.960	24.075	116.3	31:55.009	
18	A	4:42.264	B	26.278	20.475	3:55.511	29.0	36:37.273
19	A	1:24.262	33.139	24.352	26.771	97.3	38:01.535	
20	A	1:12.641	26.077	21.537	25.027	112.8	39:14.176	
21	A	1:10.095	26.051	20.011	24.033	116.9	40:24.271	
22	A	1:19.418	30.813	20.916	27.689	103.2	41:43.689	
23	A	1:11.905	26.312	20.677	24.916	114.0	42:55.594	
24	A	1:12.483	27.351	20.510	24.622	113.1	44:08.077	
25	A	1:12.458	26.809	20.584	25.065	113.1	45:20.535	

27 Robin FRIJNS		NLD					
Andretti Formula E		Andretti ATEC-02					
1	B	1:55.965	1:04.594	22.784	28.587	70.7	1:55.965
2	B	1:14.101	26.557	20.236	27.308	110.6	3:10.066
3	B	1:10.754	26.346	20.153	24.255	115.9	4:20.820
4	B	1:15.808	26.837	21.099	27.872	108.1	5:36.628
5	B	1:51.600	26.356	28.894	56.350	73.5	7:28.228
6	B	1:23.983	32.359	25.906	25.718	97.6	8:52.211



# FIA Formula E Championship

## Round 7 - Berlin ePrix

### Non Qualifying Practice 1

### Analysis

Official Timekeeper

■ Personal Best ■ Session Best ■ Crossing the finish line in pit lane

Lap	C	Time	Sector 1	Sector 2	Sector 3	Kph	Elapsed	Lap	Time	Sector 1	Sector 2	Sector 3	Kph	Elapsed	
7	B	1:10.636	26.644	20.066	23.926	116.0	10:02.847	8	B	1:12.155	26.762	20.976	24.417	113.6	10:43.466
8	B	6:45.352 <b>B</b>	26.389	20.104	5:58.859	20.2	16:48.199	9	B	1:12.605	26.934	20.952	24.719	112.9	11:56.071
9	B	5:48.787 <b>B</b>	42.291	53.511	4:12.985	23.5	22:36.986	10	B	1:12.483	27.005	20.810	24.668	113.1	13:08.554
10	B	1:18.203	32.231	20.814	25.158	104.8	23:55.189	11	B	1:12.564	27.016	20.930	24.618	113.0	14:21.118
11	B	1:11.787	26.639	20.633	24.515	114.2	25:06.976	12	A	8:34.572 <b>B</b>	26.799	20.941	7:46.832	15.9	22:55.690
12	B	1:12.446	27.253	20.675	24.518	113.1	26:19.422	13	A	1:18.461	30.763	22.928	24.770	104.5	24:14.151
13	B	1:11.642	26.606	20.434	24.602	114.4	27:31.064	14	A	1:10.952	26.654	20.330	23.968	115.5	25:25.103
14	B	1:11.792	26.749	20.515	24.528	114.2	28:42.856	15	A	1:10.769	26.310	20.421	24.038	115.8	26:35.872
15	B	1:12.442	26.913	20.933	24.596	113.2	29:55.298	16	A	1:10.811	26.531	20.201	24.079	115.8	27:46.683
16	B	1:12.248	26.667	20.854	24.727	113.5	31:07.546	17	A	1:20.249	27.120	24.520	28.609	102.1	29:06.932
17	B	1:12.317	26.788	20.802	24.727	113.4	32:19.863	18	A	1:10.790	26.383	20.345	24.062	115.8	30:17.722
18	A	4:30.186 <b>B</b>	27.047	20.863	3:42.276	30.3	36:50.049	19	A	1:10.336	26.160	20.263	23.913	116.5	31:28.058
19	A	1:31.104	34.772	22.421	33.911	90.0	38:21.153	20	A	8:07.059 <b>B</b>	26.199	20.366	7:20.494	16.8	39:35.117
20	A	1:11.371	26.609	20.617	24.145	114.9	39:32.524	21	A	1:14.021	30.038	20.213	23.770	110.7	40:49.138
21	A	1:10.861	26.321	20.083	24.457	115.7	40:43.385	22	A	1:10.213	26.290	20.142	23.781	116.7	41:59.351
22	A	1:10.336	26.275	20.049	24.012	116.5	41:53.721	23	A	1:10.403	26.194	20.265	23.944	116.4	43:09.754
23	A	1:19.521	31.333	23.701	24.487	103.1	43:13.242	24	A	1:12.439	26.345	21.320	24.774	113.2	44:22.193
24	A	1:13.435	26.365	20.152	26.918	111.6	44:26.677	25	A	1:10.461	26.300	20.263	23.898	116.3	45:32.654
25	A	1:10.655	26.231	20.228	24.196	116.0	45:37.332								

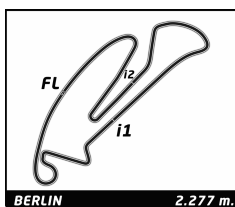
28	<b>Antonio Felix DA COSTA</b>		PRT				
	Andretti Formula E		Andretti ATEC-02				
1	A	2:00.490	1:13.387	21.317	25.786	68.0	2:00.490
2	A	1:12.295	27.311	20.491	24.493	113.4	3:12.785
3	A	1:10.751	26.360	20.279	24.112	115.9	4:23.536
4	A	1:10.722	26.217	20.159	24.346	115.9	5:34.258
5	A	1:40.550	26.492	21.463	52.595	81.5	7:14.808
6	A	1:25.471	39.644	21.490	24.337	95.9	8:40.279
7	A	1:10.763	26.325	20.189	24.249	115.8	9:51.042
8	A	5:49.029 <b>B</b>	26.598	21.540	5:00.891	23.5	15:40.071
9	A	1:17.052	31.039	20.942	25.071	106.4	16:57.123
10	A	5:41.162 <b>B</b>	40.806	56.478	4:03.878	24.0	22:38.285
11	A	1:18.805	31.300	21.039	26.466	104.0	23:57.090
12	A	1:11.966	26.815	20.414	24.737	113.9	25:09.056
13	A	1:12.046	26.996	20.557	24.493	113.8	26:21.102
14	A	1:12.698	26.955	21.088	24.655	112.8	27:33.800
15	A	1:12.028	26.766	20.483	24.779	113.8	28:45.828
16	B	5:15.466 <b>B</b>	26.511	20.601	4:28.354	26.0	34:01.294
17	B	1:21.007	33.871	21.657	25.479	101.2	35:22.301
18	B	1:13.019	26.528	21.672	24.819	112.3	36:35.320
19	B	1:12.664	26.946	20.903	24.815	112.8	37:47.984
20	B	1:12.402	26.790	21.132	24.480	113.2	39:00.386
21	B	1:13.055	26.909	20.942	25.204	112.2	40:13.441
22	B	1:12.423	27.027	20.846	24.550	113.2	41:25.864
23	B	1:17.110	26.784	25.219	25.107	106.3	42:42.974
24	B	1:10.695	26.312	20.187	24.196	116.0	43:53.669
25	B	1:12.853	27.067	20.497	25.289	112.5	45:06.522

33	<b>Stéphane SARRAZIN</b>		FRA				
	TECHEETAH		Renault Z.E. 16				
1	B	1:37.859	50.906	21.714	25.239	83.8	1:37.859
2	B	1:13.403	27.104	21.234	25.065	111.7	2:51.262
3	B	1:14.340	26.896	21.295	26.149	110.3	4:05.602
4	B	1:12.485	27.026	20.759	24.700	113.1	5:18.087
5	B	1:24.311	26.846	20.681	36.784	97.2	6:42.398
6	B	1:37.104	50.508	21.879	24.717	84.4	8:19.502
7	B	1:11.809	26.527	20.765	24.517	114.2	9:31.311

37	<b>José Maria LOPEZ</b>		ARG				
	DS Virgin Racing		DS Virgin DSV-02				
1	A	1:34.440	41.050	26.519	26.871	86.8	1:34.440
2	A	1:13.038	27.220	21.078	24.740	112.2	2:47.478
3	A	1:11.466	26.738	20.461	24.267	114.7	3:58.944
4	A	1:11.708	27.009	20.476	24.223	114.3	5:10.652
5	A	1:11.311	26.567	20.302	24.442	115.0	6:21.963
6	A	1:48.360	49.261	34.640	24.459	75.6	8:10.323
7	A	1:12.595	27.452	20.752	24.391	112.9	9:22.918
8	A	7:00.370 <b>B</b>	26.390	20.136	6:13.844	19.5	16:23.288
9	A	6:04.441 <b>B</b>	34.751	32.187	4:57.503	22.5	22:27.729
10	A	1:18.468	31.849	22.270	24.349	104.5	23:46.197
11	A	1:09.369	25.833	19.926	23.610	118.2	24:55.566
12	A	1:10.480	26.053	19.943	24.484	116.3	26:06.046
13	A	1:09.589	25.907	19.903	23.779	117.8	27:15.635
14	B	7:46.002 <b>B</b>	27.906	25.063	6:53.033	17.6	35:01.637
15	B	1:18.427	31.275	22.099	25.053	104.5	36:20.064
16	B	1:09.988	26.149	19.976	23.863	117.1	37:30.052
17	B	1:27.328	30.844	29.318	27.166	93.9	38:57.380
18	B	1:09.401	25.849	19.900	23.652	118.1	40:06.781
19	B	1:45.712	32.561	36.029	37.122	77.5	41:52.493
20	B	1:27.050	29.388	26.721	30.941	94.2	43:19.543
21	B	1:12.356	26.924	21.037	24.395	113.3	44:31.899
22	B	1:09.435	25.861	19.876	23.698	118.1	45:41.334

47	<b>Adam CARROLL</b>		GBR				
	Panasonic Jaguar Racing		Jaguar I-Type 1				
1	A	2:19.429	1:28.695	23.029	27.705	58.8	2:19.429
2	A	1:12.062	26.817	20.290	24.955	113.8	3:31.491
3	A	1:11.748	26.899	20.339	24.510	114.2	4:43.239
4	A	1:11.175	26.639	20.232	24.304	115.2	5:54.414
5	A	1:59.209	31.512	53.935	33.762	68.8	7:53.623
6	A	1:11.132	26.854	20.125	24.153	115.2	9:04.755
7	A	1:11.305	26.774	20.342	24.189	115.0	10:16.060
8	A	1:11.431	26.768	20.221	24.442	114.8	11:27.491
9	A	11:12.450 <b>B</b>	31.190	23.207	...	12.2	22:39.941
10	A	1:19.982	32.033	21.740	26.209	102.5	23:59.923
11	A	1:12.833	27.218	20.431	25.184	112.5	25:12.756





# FIA Formula E Championship

## Round 7 - Berlin ePrix

### Non Qualifying Practice 1

### Analysis

Official Timekeeper TAGHeuer

■ Personal Best 
 ■ Session Best 
 ■ B Crossing the finish line in pit lane

Lap	C	Time	Sector 1	Sector 2	Sector 3	Kph	Elapsed	Lap	Time	Sector 1	Sector 2	Sector 3	Kph	Elapsed	
12	A	1:11.415	26.393	20.850	24.172	114.8	26:24.171	16	A	4:56.190 <b>B</b>	<b>26.125</b>	20.251	4:09.814	27.7	32:14.991
13	B	8:05.217 <b>B</b>	27.629	22.605	7:14.983	16.9	34:29.388	17	A	1:25.047	35.998	22.520	26.529	96.4	33:40.038
14	B	1:19.223	30.533	23.074	25.616	103.5	35:48.611	18	A	1:15.499	26.189	22.163	27.147	108.6	34:55.537
15	B	1:12.771	27.214	21.490	24.067	112.6	37:01.382	19	A	<b>1:10.291</b>	26.287	<b>20.135</b>	23.869	116.6	36:05.828
16	B	<b>1:10.137</b>	<b>26.090</b>	<b>19.761</b>	24.286	116.9	38:11.519	20	A	1:15.228	26.360	22.342	26.526	109.0	37:21.056
17	B	1:13.710	28.284	20.781	24.645	111.2	39:25.229	21	A	1:12.300	26.251	20.198	25.851	113.4	38:33.356
18	B	1:10.758	26.396	20.327	24.035	115.8	40:35.987	22	A	1:13.426	27.407	21.104	24.915	111.6	39:46.782
19	B	1:11.515	26.895	20.390	24.230	114.6	41:47.502	23	A	1:12.627	27.374	20.841	24.412	112.9	40:59.409
20	B	1:11.773	27.060	20.298	24.415	114.2	42:59.275	24	A	1:15.206	27.107	20.847	27.252	109.0	42:14.615
21	B	1:10.929	26.638	20.315	<b>23.976</b>	115.6	44:10.204	25	A	1:12.812	27.318	20.865	24.629	112.6	43:27.427
22	B	1:11.063	26.614	20.264	24.185	115.4	45:21.267	26	A	1:12.796	27.475	20.685	24.636	112.6	44:40.223
								27	A	1:14.234	27.895	21.701	24.638	110.4	45:54.457

**66** Daniel ABT DEU  
 ABT Schaeffler Audi Sport ABT Schaeffler FE02

1	B	1:27.621	39.601	21.601	26.419	93.6	1:27.621
2	B	1:15.031	27.863	21.019	26.149	109.3	2:42.652
3	B	1:10.746	26.441	20.350	23.955	115.9	3:53.398
4	B	1:11.442	26.994	20.324	24.124	114.7	5:04.840
5	B	1:10.469	26.224	20.213	24.032	116.3	6:15.309
6	B	2:10.388	1:07.180	32.903	30.305	62.9	8:25.697
7	B	1:13.320	27.070	20.782	25.468	111.8	9:39.017
8	B	1:14.973	27.413	20.803	26.757	109.3	10:53.990
9	A	5:59.656 <b>B</b>	1:22.170	21.137	4:16.349	22.8	16:53.646
10	A	5:51.283 <b>B</b>	45.103	56.804	4:09.376	23.3	22:44.929
11	A	1:24.336	35.358	22.867	26.111	97.2	24:09.265
12	A	1:13.381	26.518	21.905	24.958	111.7	25:22.646
13	A	1:11.012	26.601	20.324	24.087	115.4	26:33.658
14	A	1:11.660	<b>26.063</b>	20.549	25.048	114.4	27:45.318
15	A	1:10.242	26.307	20.157	<b>23.778</b>	116.7	28:55.560
16	A	<b>1:10.204</b>	26.162	20.123	23.919	116.8	30:05.764
17	A	1:12.828	26.302	22.279	24.247	112.6	31:18.592
18	A	1:10.535	26.274	20.268	23.993	116.2	32:29.127
19	A	5:30.288 <b>B</b>	27.857	22.623	4:39.808	24.8	37:59.415
20	A	1:21.364	31.902	22.423	27.039	100.7	39:20.779
21	A	1:13.099	26.763	20.492	25.844	112.1	40:33.878
22	A	1:10.238	26.074	20.057	24.107	116.7	41:44.116
23	A	1:14.348	27.103	22.004	25.241	110.3	42:58.464
24	A	1:10.260	26.198	<b>20.041</b>	24.021	116.7	44:08.724
25	A	1:11.366	26.815	20.377	24.174	114.9	45:20.090

**88** Oliver TURVEY GBR  
 NEXTEV NIO NextEV TCR Formula 002

1	B	2:29.799	1:40.196	23.491	26.112	54.7	2:29.799
2	B	1:11.647	26.902	20.511	24.234	114.4	3:41.446
3	B	1:10.820	26.492	20.283	24.045	115.7	4:52.266
4	B	1:10.971	26.826	20.176	23.969	115.5	6:03.237
5	B	2:00.730	36.553	53.460	30.717	67.9	8:03.967
6	B	1:10.490	26.312	20.290	23.888	116.3	9:14.457
7	B	1:10.803	26.594	20.293	23.916	115.8	10:25.260
8	B	1:10.607	26.492	20.247	<b>23.868</b>	116.1	11:35.867
9	B	1:21.739	31.961	23.491	26.287	100.3	12:57.606
10	B	1:10.421	26.372	20.181	23.868	116.4	14:08.027
11	B	1:18.177	28.341	24.559	25.277	104.9	15:26.204
12	B	1:15.033	27.774	21.858	25.401	109.2	16:41.237
13	B	7:57.724 <b>B</b>	29.395	54.462	6:33.867	17.2	24:38.961
14	B	1:29.377	35.705	25.359	28.313	91.7	26:08.338
15	B	1:10.463	26.172	20.344	23.947	116.3	27:18.801