



FIA FORMULA E CHAMPIONSHIP 2017-18

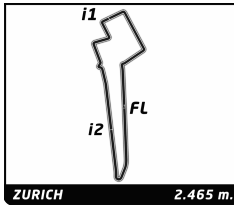


ABB FIA Formula E Championship Round 10 - Zurich ePrix Non Qualifying Practice 2

Analysis

Official Timekeeper TAGHeuer

Table with columns: Lap, Time, Sector 1, Sector 2, Sector 3, Kph, Elapsed. Contains data for drivers Lucas Di Grassi, Sam Bird, Nelson Piquet, Edoardo Mortara, Maro Engel, and José María López.



FIA FORMULA E
CHAMPIONSHIP
2017-18

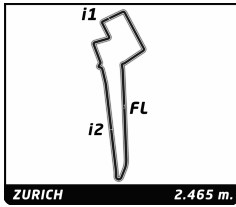


ABB FIA Formula E Championship

Round 10 - Zurich ePrix

Non Qualifying Practice 2

Analysis

Official Timekeeper TAG Heuer

Lap	Time	Sector 1	Sector 2	Sector 3	Kph	Elapsed	Lap	Time	Sector 1	Sector 2	Sector 3	Kph	Elapsed
7 Jérôme D'AMBROSIO BEL													
DRAGON PENSKE EV-2													
1	A	2:38.138	1:33.911	40.359	23.868	56.1	2:38.138						
2	A	1:29.588	■ 30.260	36.656	22.672	99.1	4:07.726						
3	A	1:12.793	■ 23.838	29.665	19.290	121.9	5:20.519						
4	B	11:51.111	■ 26.183	30.902	...	12.5	17:11.630						
5	B	1:35.684	35.968	36.334	23.382	92.7	18:47.314						
6	B	1:24.825	■ 29.427	34.993	20.405	104.6	20:12.139						
7	B	1:12.595	■ 23.885	29.410	19.300	122.2	21:24.734						
8	B	7:32.391	■ 26.374	30.864	6:35.153	19.6	28:57.125						
9	B	1:23.730	30.884	31.098	21.748	106.0	30:20.855						
8 Nicolas PROST FRA													
Renault e.dams Renault Z.E. 17													
1	A	1:33.637	36.466	35.155	22.016	94.8	1:33.637						
2	A	1:32.137	■ 29.314	42.172	20.651	96.3	3:05.774						
3	A	1:15.197	■ 24.427	30.242	20.528	118.0	4:20.971						
4	A	11:00.096	■ 26.012	31.223	...	13.4	15:21.067						
5	A	1:21.117	28.192	31.832	21.093	109.4	16:42.184						
6	A	1:14.010	24.132	30.064	19.814	119.9	17:56.194						
7	B	5:39.559	■ 24.303	30.232	4:45.024	26.1	23:35.753						
8	B	1:31.907	31.314	37.827	22.766	96.6	25:07.660						
9	B	1:32.736	■ 29.647	42.698	20.391	95.7	26:40.396						
10	B	1:13.635	■ 24.027	29.594	20.014	120.5	27:54.031						
11	B	1:22.533	■ 28.381	33.833	20.319	107.5	29:16.564						
12	B	1:14.419	24.511	30.248	19.660	119.2	30:30.983						
9 Sébastien BUEMI CHE													
Renault e.dams Renault Z.E. 17													
1	A	2:09.401	1:05.359	37.522	26.520	68.6	2:09.401						
2	A	1:31.009	■ 31.106	37.275	22.628	97.5	3:40.410						
3	A	1:12.848	■ 23.842	29.568	19.438	121.8	4:53.258						
4	A	4:16.383	■ 30.000	38.451	3:07.932	34.6	9:09.641						
5	A	1:31.421	■ 37.722	32.172	21.527	97.1	10:41.062						
6	A	1:13.654	■ 24.200	29.861	19.593	120.5	11:54.716						
7	A	1:40.098	24.156	46.165	29.777	88.7	13:34.814						
8	A	1:13.526	23.970	29.805	19.751	120.7	14:48.340						
9	B	5:34.921	■ 33.055	38.483	4:23.383	26.5	20:23.261						
10	B	1:33.607	33.890	36.619	23.098	94.8	21:56.868						
11	B	1:28.715	■ 28.691	37.353	22.671	100.0	23:25.583						
12	A	4:02.246	■ 23.641	1:23.357	2:15.248	36.6	27:27.829						
13	A	1:23.968	31.857	31.402	20.709	105.7	28:51.797						
14	A	1:13.686	24.035	29.843	19.808	120.4	30:05.483						
16 Oliver TURVEY GBR													
NIO Formula E Team NextEV NIO Sport 003													
1	B	2:32.953	1:31.017	39.316	22.620	58.0	2:32.953						
2	B	1:25.161	■ 27.685	35.489	21.987	104.2	3:58.114						
3	B	1:13.445	■ 24.133	29.800	19.512	120.8	5:11.559						
4	B	1:36.145	32.849	39.436	23.860	92.3	6:47.704						
5	B	1:39.763	41.364	34.750	23.649	89.0	8:27.467						
6	B	1:14.209	24.212	30.203	19.794	119.6	9:41.676						
7	B	1:30.470	29.533	38.855	22.082	98.1	11:12.146						
8	B	1:14.187	24.269	30.178	19.740	119.6	12:26.333						
9	B	1:29.021	29.840	37.020	22.161	99.7	13:55.354						
18 André LOTTERER DEU													
TECHEETAH Renault Z.E. 17													
1	A	2:32.681	1:30.227	38.941	23.513	58.1	2:32.681						
2	A	1:32.550	■ 31.495	39.240	21.815	95.9	4:05.231						
3	A	1:13.648	■ 24.274	30.035	19.339	120.5	5:18.879						
4	A	1:38.481	■ 34.118	39.277	25.086	90.1	6:57.360						
5	A	1:16.968	25.852	30.908	20.208	115.3	8:14.328						
6	A	1:16.189	25.598	30.463	20.128	116.5	9:30.517						
7	A	1:28.743	27.727	38.552	22.464	100.0	10:59.260						
8	A	1:14.038	24.345	30.114	19.579	119.9	12:13.298						
9	A	1:14.166	24.196	30.043	19.927	119.7	13:27.464						
10	A	1:36.005	25.094	44.816	26.095	92.4	15:03.469						
11	A	1:14.310	24.375	30.358	19.577	119.4	16:17.779						
12	B	5:56.389	■ 25.346	30.911	5:00.132	24.9	22:14.168						
13	B	1:42.009	36.730	42.233	23.046	87.0	23:56.177						
14	B	1:31.703	■ 29.133	38.163	24.407	96.8	25:27.880						
15	B	1:12.802	■ 23.625	29.294	19.883	121.9	26:40.682						
19 Felix ROSENQVIST SWE													
Mahindra Racing Mahindra M4Electro													
1	B	2:01.308	59.293	38.572	23.443	73.2	2:01.308						
2	B	1:26.319	■ 28.746	37.015	20.558	102.8	3:27.627						
3	B	1:13.022	■ 24.127	29.634	19.261	121.5	4:40.649						
4	B	1:40.486	■ 37.978	39.204	23.304	88.3	6:21.135						
5	B	1:15.922	24.133	29.979	21.810	116.9	7:37.057						
6	B	1:39.719	40.290	37.231	22.198	89.0	9:16.776						
7	B	1:17.892	26.731	30.847	20.314	113.9	10:34.668						
8	B	1:16.488	25.548	30.622	20.318	116.0	11:51.156						
9	A	3:57.116	■ 25.681	37.282	2:54.153	37.4	15:48.272						
10	A	1:27.564	33.470	32.985	21.109	101.3	17:15.836						
11	A	1:15.814	■ 24.969	31.292	19.553	117.0	18:31.650						
12	A	1:12.207	■ 23.508	29.261	19.438	122.9	19:43.857						
13	A	1:26.769	■ 26.390	36.335	24.044	102.3	21:10.626						
14	A	1:24.728	31.064	33.987	19.677	104.7	22:35.354						
15	A	1:13.614	23.832	29.986	19.796	120.5	23:48.968						
16	A	1:32.537	31.381	39.271	21.885	95.9	25:21.505						
17	A	1:28.689	28.169	40.318	20.202	100.1	26:50.194						
18	A	1:27.475	29.440	36.329	21.706	101.4	28:17.669						
19	A	1:13.639	24.064	29.890	19.685	120.5	29:31.308						
20	A	1:27.215	24.566	38.540	24.109	101.7	30:58.523						
20 Mitch EVANS NZL													
Panasonic Jaguar Racing Jaguar I-Type II													
1	A	2:05.756	1:01.022	39.436	25.298	70.6	2:05.756						
2	A	1:30.163	■ 30.583	38.760	20.820	98.4	3:35.919						
3	A	1:12.261	■ 23.790	29.310	19.161	122.8	4:48.180						
4	A	1:30.200	29.493	37.197	23.510	98.4	6:18.380						
5	A	1:17.245	25.480	30.495	21.270	114.9	7:35.625						
6	A	1:16.671	25.451	30.669	20.551	115.7	8:52.296						



FIA FORMULA E
CHAMPIONSHIP
2017-18

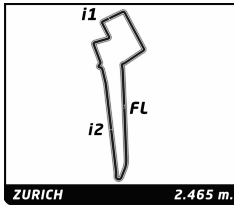


ABB FIA Formula E Championship

Round 10 - Zurich ePrix

Non Qualifying Practice 2

Analysis

Official Timekeeper TAG Heuer

Lap	Time	Sector 1	Sector 2	Sector 3	Kph	Elapsed
7 A	1:18.063	26.146	31.236	20.681	113.7	10:10.359
8 A	1:17.073	25.702	30.706	20.665	115.1	11:27.432
9 B	1:21.134 B	33.070	37.418	...	13.0	22:48.566
10 B	1:49.447	40.810	42.574	26.063	81.1	24:38.013
11 B	1:37.176	33.276	40.746	23.154	91.3	26:15.189
12 B	2:05.861	1:06.718	38.694	20.449	70.5	28:21.050
13 B	1:12.978	23.910	29.576	19.492	121.6	29:34.028
14 B	1:13.779	23.804	30.420	19.555	120.3	30:47.807

23 Nick HEIDFELD DEU						
Mahindra Racing			Mahindra M4Electro			
1 A	3:43.370	2:41.582	37.966	23.822	39.7	3:43.370
2 A	1:26.447	26.836	35.388	24.223	102.7	5:09.817
3 A	1:13.292	24.050	29.866	19.376	121.1	6:23.109
4 A	1:24.927	29.744	34.367	20.816	104.5	7:48.036
5 A	1:17.241	25.782	31.136	20.323	114.9	9:05.277
6 A	1:18.322	26.338	31.765	20.219	113.3	10:23.599
7 A	1:21.352	25.507	32.033	23.812	109.1	11:44.951
8 B	5:06.033 B	24.755	30.831	4:10.447	29.0	16:50.984
9 B	1:29.946	32.217	36.091	21.638	98.7	18:20.930
10 B	1:27.548	26.480	36.256	24.812	101.4	19:48.478
11 B	1:12.968	23.732			121.6	21:01.446
12 B	7:46.571 B	27.848	33.247	6:45.476	19.0	28:48.017
13 B	1:26.482	31.963			102.6	30:14.499

25 Jean-Eric VERGNE FRA						
TECHEETAH			Renault Z.E. 17			
1 A	2:15.608	1:12.330	39.903	23.375	65.4	2:15.608
2 A	1:34.559	30.802	41.847	21.910	93.8	3:50.167
3 A	1:12.684	23.904	29.634	19.146	122.1	5:02.851
4 A	1:26.414	32.675	33.223	20.516	102.7	6:29.265
5 A	1:15.647	25.100	30.395	20.152	117.3	7:44.912
6 A	1:16.163	25.482	30.475	20.206	116.5	9:01.075
7 A	1:18.904	26.908	31.418	20.578	112.5	10:19.979
8 A	4:45.349 B	27.290	36.412	3:41.647	31.1	15:05.328
9 A	1:33.724	34.968	36.693	22.063	94.7	16:39.052
10 A	1:13.561	24.218	29.765	19.578	120.6	17:52.613
11 A	1:13.288	24.051	29.639	19.598	121.1	19:05.901
12 B	4:07.035 B	28.583	33.141	3:05.311	35.9	23:12.936
13 B	1:46.510	39.354	46.036	21.120	83.3	24:59.446
14 B	1:25.847	27.082	37.581	21.184	103.4	26:25.293
15 B	1:13.528	24.811	29.200	19.517	120.7	27:38.821

27 Stéphane SARRAZIN FRA						
Andretti Formula E			Andretti ATEC-03			
1 A	1:59.096	53.192	40.126	25.778	74.5	1:59.096
2 A	1:31.030	33.897	35.849	21.284	97.5	3:30.126
3 A	1:13.909	24.443	29.907	19.559	120.1	4:44.035
4 A	1:24.527	28.027	35.991	20.509	105.0	6:08.562
5 A	1:15.046	24.587	30.586	19.873	118.2	7:23.608
6 A	1:39.823	35.047	41.401	23.375	88.9	9:03.431
7 A	1:23.600	25.443	33.215	24.942	106.1	10:27.031
8 A	1:15.113	24.577	30.683	19.853	118.1	11:42.144
9 A	1:43.704	36.628	41.771	25.305	85.6	13:25.848
10 A	1:15.031	24.695	30.438	19.898	118.3	14:40.879
11 B	6:56.449 B	39.114	36.299	5:41.036	21.3	21:37.328
12 B	1:37.638	35.286	37.946	24.406	90.9	23:14.966

Lap	Time	Sector 1	Sector 2	Sector 3	Kph	Elapsed
13 B	1:30.991	32.516	36.665	21.810	97.5	24:45.957
14 B	1:13.500	24.184	29.879	19.437	120.7	25:59.457
15 B	1:32.342	27.634	38.535	26.173	96.1	27:31.799
16 B	1:14.968	24.650	30.543	19.775	118.4	28:46.767
17 B	1:21.720	25.554	33.807	22.359	108.6	30:08.487

28 Antonio Felix DA COSTA PRT						
Andretti Formula E			Andretti ATEC-03			
1 A	4:19.914	3:14.784	40.370	24.760	34.1	4:19.914
2 B	8:44.759 B	35.444	36.527	7:32.788	16.9	13:04.673
3 B	1:38.799	35.790	39.404	23.605	89.8	14:43.472
4 A	10:31.107 B	31.268	33.246	9:26.593	14.1	25:14.579
5 A	1:30.274	32.556	37.641	20.077	98.3	26:44.853
6 A	1:15.240	25.753	30.116	19.371	117.9	28:00.093
7 A	1:37.222	33.097	43.797	20.328	91.3	29:37.315
8 A	1:14.234	24.155	30.385	19.694	119.5	30:51.549

36 Alex LYNN GBR						
DS Virgin Racing			DS Virgin DSV-03			
1 B	1:45.393	45.445	35.459	24.489	84.2	1:45.393
2 B	1:25.293	28.497	35.024	21.772	104.0	3:10.686
3 B	1:13.132	23.898	29.793	19.441	121.3	4:23.818
4 B	1:26.982	28.064	37.463	21.455	102.0	5:50.800
5 B	1:13.879	24.070	30.078	19.731	120.1	7:04.679
6 B	1:29.615	31.436	36.706	21.473	99.0	8:34.294
7 B	2:21.614	1:26.471	34.611	20.532	62.7	10:55.908
8 B	1:14.608	24.366	30.335	19.907	118.9	12:10.516
9 B	1:29.235	30.080	37.686	21.469	99.4	13:39.751
10 A	6:35.932 B	24.064	30.197	5:41.671	22.4	20:15.683
11 A	1:38.829	38.186	36.546	24.097	89.8	21:54.512
12 A	1:26.729	29.214	34.748	22.767	102.3	23:21.241
13 A	1:12.620	23.750	29.548	19.322	122.2	24:33.861
14 A	1:21.437	26.755	33.891	20.791	109.0	25:55.298
15 A	1:24.018	24.811	37.122	22.085	105.6	27:19.316
16 A	1:14.383	24.257	30.278	19.848	119.3	28:33.699
17 A	1:28.937	29.964	38.472	20.501	99.8	30:02.636

66 Daniel ABT DEU						
Audi Sport ABT Schaeffler			Audi e-tron FE04			
1 B	2:35.989	1:32.198	41.185	22.606	56.9	2:35.989
2 B	1:36.214	32.380	43.449	20.385	92.2	4:12.203
3 B	1:13.535	24.407	30.073	19.055	120.7	5:25.738
4 A	5:23.576 B	24.604	31.216	4:27.756	27.4	10:49.314
5 A	1:32.272	32.982	35.875	23.415	96.2	12:21.586
6 A	1:24.198	25.083	33.528	25.587	105.4	13:45.784
7 A	1:13.494	24.028	29.922	19.544	120.7	14:59.278
8 B	7:41.985 B	24.008	29.952	6:48.025	19.2	22:41.263
9 B	1:30.043	32.770	35.206	22.067	98.6	24:11.306
10 B	1:21.265	28.899	32.394	19.972	109.2	25:32.571
11 B	3:26.278 B	45.686	30.507	2:10.085	43.0	28:58.849
12 B	1:26.196	32.388	34.162	19.646	103.0	30:25.045

68 Luca FILIPPI ITA						
NIO Formula E Team			NextEV NIO Sport 003			
1 A	1:54.245	50.044	40.306	23.895	77.7	1:54.245
2 A	1:28.476	29.151	35.998	23.327	100.3	3:22.721
3 A	1:13.821	24.330	29.944	19.547	120.2	4:36.542



FIA FORMULA E
CHAMPIONSHIP
2017-18

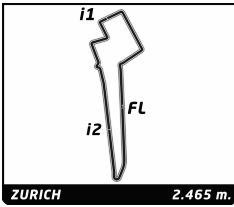


ABB FIA Formula E Championship

Round 10 - Zurich ePrix

Non Qualifying Practice 2

Analysis

Official Timekeeper TAGHeuer

■ 200KW ■ Personal Best ■ Session Best B Crossing the finish line in pit lane

Lap		Time	Sector 1	Sector 2	Sector 3	Kph	Elapsed	Lap	Time	Sector 1	Sector 2	Sector 3	Kph	Elapsed
4	A	1:28.475	27.019	37.318	24.138	100.3	6:05.017							
5	A	1:15.586	25.212	30.578	19.796	117.4	7:20.603							
6	A	1:14.910	24.306	30.657	19.947	118.5	8:35.513							
7	A	1:14.571	24.384	30.379	19.808	119.0	9:50.084							
8	A	1:14.645	24.197	30.559	19.889	118.9	11:04.729							
9	A	1:20.536	24.469	35.387	20.680	110.2	12:25.265							
10	A	1:15.344	24.595	30.226	20.523	117.8	13:40.609							
11	B	7:53.529 B	24.746	30.772	6:58.011	18.7	21:34.138							
12	B	1:32.535	33.151	36.669	22.715	95.9	23:06.673							
13	B	1:17.017	■ 25.977	31.266	19.774	115.2	24:23.690							
14	B	1:13.970	■ 23.721	30.565	19.684	120.0	25:37.660							
15	B	1:22.715	25.737	34.337	22.641	107.3	27:00.375							
16	B	1:27.610	27.571	36.549	23.490	101.3	28:27.985							
17	B	1:14.313	24.247	30.162	19.904	119.4	29:42.298							
18	B	1:36.448	36.242	37.059	23.147	92.0	31:18.746							