



FIA FORMULA E CHAMPIONSHIP 2017-18

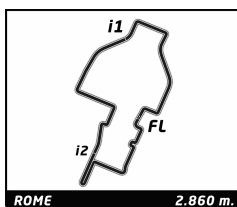


ABB FIA Formula E Championship Round 7 - Rome ePrix Non Qualifying Practice 2

Analysis

Official Timekeeper TAGHeuer

Table with columns: Lap, Time, Sector 1, Sector 2, Sector 3, Kph, Elapsed. Rows for drivers: Lucas DI GRASSI, Sam BIRD, Nelson PIQUET, Edoardo MORTARA, Maro ENGEL, José Maria LOPEZ, Jérôme D'AMBROSIO, Nicolas PROST, Sébastien BUEMI. Includes performance metrics like 200KW, Personal Best, Session Best, and crossing the finish line in pit lane.



FIA FORMULA E CHAMPIONSHIP 2017-18

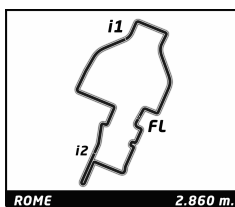


ABB FIA Formula E Championship

Round 7 - Rome ePrix

Non Qualifying Practice 2

Analysis

Official Timekeeper TAGHeuer

200KW Personal Best Session Best B Crossing the finish line in pit lane

Lap	Time	Sector 1	Sector 2	Sector 3	Kph	Elapsed	Lap	Time	Sector 1	Sector 2	Sector 3	Kph	Elapsed		
16	Oliver TURVEY	GBR						6	A	1:39.004	30.568	30.083	38.353	104.0	13:50.759
NIO Formula E Team NextEV NIO Sport 003							7	B	8:10.940 B	31.135	29.817	7:09.988	21.0	22:01.699	
1	A	2:21.725	55.180	35.743	50.802	24.1	2:21.725	8	B	1:46.982	29.529	33.645	43.808	96.2	23:48.681
2	A	1:47.529	31.651	32.909	42.969	95.8	4:09.254								
3	A	1:36.973	29.988	29.314	37.671	106.2	5:46.227								
4	A	1:54.426	36.830	34.014	43.582	90.0	7:40.653								
5	A	1:37.604	30.351	29.489	37.764	105.5	9:18.257								
6	A	1:37.616	30.401	29.584	37.631	105.5	10:55.873								
7	A	2:00.404	37.970	36.984	45.450	85.5	12:56.277								
8	A	1:37.783	30.269	29.574	37.940	105.3	14:34.060								
9	B	7:32.954 B	32.877	30.994	6:29.083	22.7	22:07.014								
10	B	1:50.986	31.993	33.893	45.100	92.8	23:58.000								
18	André LOTTERER	DEU						25	Jean-Eric VERGNE	FRA					
TECHEETAH Renault Z.E. 17							TECHEETAH Renault Z.E. 17								
1	A	3:03.167	1:37.123	39.927	46.117	18.7	3:03.167	1	A	3:34.722	2:06.600	36.757	51.365	15.9	3:34.722
2	A	1:38.524	30.409	29.620	38.495	104.5	4:41.691	2	A	1:37.290	30.214	29.198	37.878	105.8	5:12.012
3	A	6:28.212 B	31.435	30.683	5:26.094	26.5	11:09.903	3	A	1:48.108	34.998	32.275	40.835	95.2	7:00.120
4	A	1:39.620	34.376	31.601	39.612	103.4	12:49.523	4	A	1:40.059	30.908	30.365	38.786	102.9	8:40.179
5	A	2:02.492	30.583	51.776	40.133	84.1	14:52.015	5	A	1:40.066	30.882	30.312	38.872	102.9	10:20.245
6	A	1:38.470	30.743	29.704	38.023	104.6	16:30.485	6	A	1:40.151	30.983	30.208	38.960	102.8	12:00.396
7	B	6:35.270 B	31.469	30.656	5:33.145	26.0	23:05.755	7	A	2:04.786	38.229	35.012	51.545	82.5	14:05.182
							8	A	1:37.756	30.366	29.480	37.910	105.3	15:42.938	
							9	B	7:05.794 B	31.776	30.880	6:03.138	24.2	22:48.732	
19	Felix ROSENQVIST	SWE						27	Tom BLOMQVIST	GBR					
Mahindra Racing Mahindra M4Electro							Andretti Formula E Andretti ATEC-03								
1	A	2:06.440	40.614	38.047	47.779	27.0	2:06.440	1	A	7:53.987	6:26.226	38.213	49.548	7.2	7:53.987
2	A	1:55.874	35.664	35.047	45.163	88.9	4:02.314	2	A	1:36.864	30.266	29.011	37.587	106.3	9:30.851
3	A	1:35.828	29.727	28.721	37.380	107.4	5:38.142	3	A	2:01.875	38.113	38.308	45.454	84.5	11:32.726
4	A	3:02.644 B	38.667	40.934	1:43.043	56.4	8:40.786	4	A	1:37.999	30.494	29.562	37.943	105.1	13:10.725
5	A	1:55.384	34.376	37.930	43.078	89.2	10:36.170	5	A	2:03.070	38.776	38.723	45.571	83.7	15:13.795
6	A	1:51.344	43.627	30.174	37.543	92.5	12:27.514	6	A	1:38.260	30.818	29.370	38.072	104.8	16:52.055
7	B	3:35.474 B	30.134	36.868	2:28.472	47.8	16:02.988	7	B	7:20.850 B	30.961	29.628	6:20.261	23.4	24:12.905
8	B	2:03.486	38.917	38.480	46.089	83.4	18:06.474								
9	B	1:51.180	35.703	34.163	41.314	92.6	19:57.654								
10	B	1:35.467	29.590	28.712	37.165	107.8	21:33.121								
11	B	2:19.985	40.140	43.419	56.426	73.6	23:53.106								
20	Mitch EVANS	NZL						28	Antonio Felix DA COSTA	PRT					
Panasonic Jaguar Racing Jaguar I-Type II							Andretti Formula E Andretti ATEC-03								
1	B	2:45.953	1:22.923	38.144	44.886	20.6	2:45.953	1	B	4:40.967	3:22.078	36.618	42.271	12.2	4:40.967
2	B	1:40.550	29.799	29.002	41.749	102.4	4:26.503	2	B	1:36.991	30.110	29.214	37.667	106.2	6:17.958
3	B	1:58.405	44.110	34.656	39.639	87.0	6:24.908	3	B	3:58.236 B	31.541	30.011	2:56.684	43.2	10:16.194
4	B	1:41.483	31.462	30.481	39.540	101.5	8:06.391	4	B	1:50.296	33.746	34.943	41.607	93.3	12:06.490
5	B	1:41.194	31.582	30.575	39.037	101.7	9:47.585	5	B	1:38.642	30.594	29.779	38.269	104.4	13:45.132
6	B	1:41.782	32.127	30.526	39.129	101.2	11:29.367	6	B	2:02.682	36.436	39.314	46.932	83.9	15:47.814
7	B	2:14.394	41.302	44.233	48.859	76.6	13:43.761	7	B	1:38.296	30.537	29.601	38.158	104.7	17:26.110
8	B	1:36.910	30.074	29.248	37.588	106.2	15:20.671	8	B	1:54.491	32.061	38.405	44.025	89.9	19:20.601
9	A	8:40.618 B	34.449	34.467	7:31.702	19.8	24:01.289	9	B	1:38.141	30.366	29.691	38.084	104.9	20:58.742
23	Nick HEIDFELD	DEU						36	Alex LYNN	GBR					
Mahindra Racing Mahindra M4Electro							DS Virgin Racing DS Virgin DSV-03								
1	A	2:01.130	40.905	33.473	46.752	28.2	2:01.130	1	B	2:09.924	44.123	37.659	48.142	26.3	2:09.924
2	A	1:54.985	33.774	34.393	46.818	89.5	3:56.115	2	B	2:10.132	37.699	37.255	55.178	79.1	4:20.056
3	A	1:37.377	30.215	29.223	37.939	105.7	5:33.492	3	B	1:37.014	30.165	29.288	37.561	106.1	5:57.070
4	A	4:47.730 B	35.359	36.453	3:35.918	35.8	10:21.222	4	B	2:05.958	38.855	39.661	47.442	81.7	8:03.028
5	A	1:50.533	30.440	35.000	45.093	93.1	12:11.755	5	B	1:37.957	30.591	29.573	37.793	105.1	9:40.985
							6	B	1:57.211	41.958	37.341	37.912	87.8	11:38.196	
							7	A	7:13.236 B	30.482	29.585	6:13.169	23.8	18:51.432	
							8	A	2:01.264	34.278	37.639	49.347	84.9	20:52.696	
							9	A	1:59.371	39.023	36.278	44.070	86.3	22:52.067	
66	Daniel ABT	DEU						66	Daniel ABT	DEU					
Audi Sport ABT Schaeffler Audi e-tron FE04							Audi Sport ABT Schaeffler Audi e-tron FE04								
1	B	1:53.020	36.002	32.249	44.769	30.3	1:53.020	1	B	1:53.020	36.002	32.249	44.769	30.3	1:53.020
2	B	1:37.673	30.477	29.229	37.967	105.4	3:30.693	2	B	1:37.673	30.477	29.229	37.967	105.4	3:30.693
3	A	5:00.951 B	31.243	29.763	3:59.945	34.2	8:31.644	3	A	5:00.951 B	31.243	29.763	3:59.945	34.2	8:31.644
4	A	1:43.306	30.538	33.344	39.424	99.7	10:14.950	4	A	1:43.306	30.538	33.344	39.424	99.7	10:14.950
5	A	1:39.155	30.536	29.851	38.768	103.8	11:54.105	5	A	1:39.155	30.536	29.851	38.768	103.8	11:54.105





FIA FORMULA E
CHAMPIONSHIP
2017-18

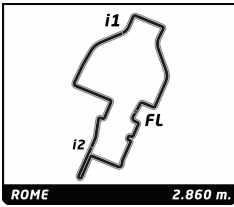


ABB FIA Formula E Championship

Round 7 - Rome ePrix

Non Qualifying Practice 2

Analysis

Official Timekeeper TAGHeuer

■ 200KW ■ Personal Best ■ Session Best B Crossing the finish line in pit lane

Lap		Time	Sector 1	Sector 2	Sector 3	Kph	Elapsed	Lap	Time	Sector 1	Sector 2	Sector 3	Kph	Elapsed
6	A	1:38.934	30.759	29.395	38.780	104.1	13:33.039							
7	A	1:37.128	30.228	29.327	37.573	106.0	15:10.167							
8	A	1:37.076	30.217	29.455	37.404	106.1	16:47.243							
9	B	5:46.978 B	30.910	29.660	4:46.408	29.7	22:34.221							
10	B	1:48.257	31.762	32.359	44.136	95.1	24:22.478							

68	Luca FILIPPI				ITA		
	NIO Formula E Team		NextEV NIO Sport 003				
1	B	2:23.143	58.045	36.970	48.128	23.9	2:23.143
2	B	2:04.044	■ 36.292	36.979	50.773	83.0	4:27.187
3	B	1:36.911	■ 30.323	29.042	37.546	106.2	6:04.098
4	B	2:06.882	■ 37.204	37.335	52.343	81.1	8:10.980
5	B	1:44.243	30.692	29.504	44.047	98.8	9:55.223
6	B	1:38.135	30.336	29.833	37.966	104.9	11:33.358
7	A	8:12.927 B	33.848	35.529	7:03.550	20.9	19:46.285
8	A	1:55.049	31.745	35.959	47.345	89.5	21:41.334
9	A	1:54.603	■ 35.501	35.847	43.255	89.8	23:35.937