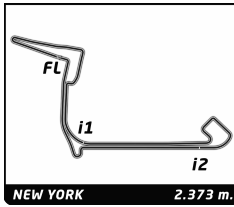




FIA FORMULA E  
CHAMPIONSHIP  
2017-18



# ABB FIA Formula E Championship

## Round 12 - New York City ePrix

### Non Qualifying Practice 3

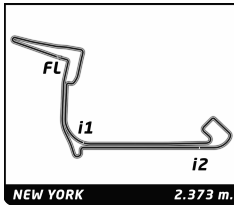
Analysis

Official Timekeeper TAG Heuer

Lap	Time	Sector 1	Sector 2	Sector 3	Kph	Elapsed	Lap	Time	Sector 1	Sector 2	Sector 3	Kph	Elapsed		
<b>1 Lucas DI GRASSI</b> BRA															
Audi Sport ABT Schaeffler Audi e-tron FE04															
1	A	2:08.673	1:06.594	29.022	33.057	39.1	2:08.673	4	A	1:30.366	34.102	28.611	27.653	94.5	9:53.349
2	A	4:15.683	31.768	27.865	3:16.050	33.4	6:24.356	5	A	1:25.669	31.197	27.844	26.628	99.7	11:19.018
3	A	1:29.611	34.842	26.760	28.009	95.3	7:53.967	6	A	1:24.986	31.462	27.227	26.297	100.5	12:44.004
4	A	1:21.572	30.261	26.034	25.277	104.7	9:15.539	7	A	1:24.493	31.126	26.927	26.440	101.1	14:08.497
5	A	1:31.747	34.229	29.072	28.446	93.1	10:47.286	8	A	1:24.477	31.034	27.174	26.269	101.1	15:32.974
6	A	1:20.602	29.728	25.841	25.033	106.0	12:07.888	9	A	1:23.591	30.843	26.588	26.160	102.2	16:56.565
7	A	1:34.238	36.416	27.711	30.111	90.7	13:42.126	10	A	5:56.086	31.031	28.106	4:56.949	24.0	22:52.651
8	A	1:19.727	29.301	25.531	24.895	107.2	15:01.853	11	A	1:39.233	40.944	29.679	28.610	86.1	24:31.884
9	A	7:34.739	33.595	27.363	6:33.781	18.8	22:36.592	12	A	1:32.672	31.995	26.045	25.632	102.1	25:55.556
10	A	1:29.580	32.616	25.798	31.166	95.4	24:06.172	13	A	1:21.394	30.265	25.754	25.375	105.0	27:16.950
11	A	1:19.766	29.600	25.297	24.869	107.1	25:25.938	14	A	1:20.631	29.937	25.662	25.032	105.9	28:37.581
12	A	1:25.320	32.836	26.439	26.045	100.1	26:51.258	15	A	1:20.468	29.967	25.385	25.116	106.2	29:58.049
13	A	1:19.212	29.172	25.244	24.796	107.8	28:10.470	16	A	1:20.149	29.615	25.546	24.988	106.6	31:18.198
14	A	1:30.809	32.302	29.197	29.310	94.1	29:41.279	17	B	5:59.334	30.627	26.078	5:02.629	23.8	37:17.532
15	A	1:19.053	28.911	25.299	24.843	108.1	31:00.332	18	B	1:36.325	37.667	29.914	28.744	88.7	38:53.857
16	B	4:58.216	32.237	27.246	3:58.733	28.6	35:58.548	19	B	1:29.042	34.183	26.807	28.052	95.9	40:22.899
17	B	1:26.972	34.655	25.777	26.540	98.2	37:25.520	20	B	1:23.253	29.753	28.265	25.235	102.6	41:46.152
18	B	1:25.604	31.984	26.005	27.615	99.8	38:51.124	21	B	1:22.900	30.306	26.212	26.382	103.0	43:09.052
19	B	1:20.063	29.289	25.450	25.324	106.7	40:11.187	22	B	1:30.904	31.001	26.497	33.406	94.0	44:39.956
20	B	1:25.810	31.304	26.818	27.688	99.6	41:36.997	23	B	1:25.592	30.051	27.062	28.479	99.8	46:05.548
21	B	1:19.770	29.219	25.742	24.809	107.1	42:56.767								
22	B	1:25.023	33.158	26.316	25.549	100.5	44:21.790								
23	B	1:23.052	30.137	26.424	26.491	102.9	45:44.842								
<b>2 Sam BIRD</b> GBR															
DS Virgin Racing DS Virgin DSV-03															
1	A	1:51.291	50.859	29.845	30.587	45.2	1:51.291								
2	B	5:19.255	33.053	27.740	4:18.462	26.8	7:10.546								
3	B	1:33.480	36.062	28.064	29.354	91.4	8:44.026								
4	B	1:22.925	30.571	26.661	25.693	103.0	10:06.951								
5	B	1:21.486	29.990	26.063	25.433	104.8	11:28.437								
6	B	1:25.330	32.557	26.607	26.166	100.1	12:53.767								
7	B	1:27.564	29.332	25.662	32.570	97.6	14:21.331								
8	B	6:59.936	36.817	30.851	5:52.268	20.3	21:21.267								
9	B	1:29.020	35.915	26.732	26.373	96.0	22:50.287								
10	B	1:20.626	29.498	25.641	25.487	106.0	24:10.913								
11	B	1:21.196	29.532	26.067	25.597	105.2	25:32.109								
12	B	1:20.207	29.367	25.645	25.195	106.5	26:52.316								
13	B	1:22.188	30.717	25.769	25.702	103.9	28:14.504								
14	B	1:19.890	29.406	25.399	25.085	106.9	29:34.394								
15	A	5:57.456	30.629	25.946	5:00.881	23.9	35:31.850								
16	A	1:29.458	32.991	28.404	28.063	95.5	37:01.308								
17	A	1:23.461	30.391	26.588	26.482	102.4	38:24.769								
18	A	1:19.906	29.368	25.623	24.915	106.9	39:44.675								
19	A	1:28.485	34.554	27.076	26.855	96.5	41:13.160								
20	A	1:21.901	30.024	26.182	25.695	104.3	42:35.061								
21	A	1:21.805	30.287	25.997	25.521	104.4	43:56.866								
22	A	1:23.509	30.077	27.039	26.393	102.3	45:20.375								
<b>3 Nelson PIQUET</b> BRA															
Panasonic Jaguar Racing Jaguar I-Type II															
1	A	5:31.477	4:30.755	31.390	29.332	15.2	5:31.477								
2	A	1:27.437	32.592	27.208	27.637	97.7	6:58.914								
3	A	1:24.069	31.520	26.339	26.210	101.6	8:22.983								
<b>4 Tom DILLMANN</b> FRA															
Venturi Formula E Team Venturi VM200-FE-03															
1	B	2:16.576	1:16.624	27.535	32.417	36.8	2:16.576								
2	B	1:25.029	30.384	28.112	26.533	100.5	3:41.605								
3	A	4:52.619	30.906	26.953	3:54.760	29.2	8:34.224								
4	A	1:31.492	36.529	26.965	27.998	93.4	10:05.716								
5	A	1:22.207	30.000	26.131	26.076	103.9	11:27.923								
6	A	1:21.591	30.041	26.064	25.486	104.7	12:49.514								
7	A	1:23.676	29.421	25.951	28.304	102.1	14:13.190								
8	A	1:32.619	29.509	25.799	37.311	92.2	15:45.809								
9	A	1:20.432	29.281	25.758	25.393	106.2	17:06.241								
10	A	1:20.560	29.512	25.785	25.263	106.0	18:26.801								
11	A	1:25.070	29.415	29.360	26.295	100.4	19:51.871								
12	A	1:20.124	29.271	25.740	25.113	106.6	21:11.995								
13	A	1:23.969	31.544	26.632	25.793	101.7	22:35.964								
14	A	1:19.965	29.212	25.563	25.190	106.8	23:55.929								
15	A	1:25.329	31.217	27.611	26.501	100.1	25:21.258								
16	A	1:20.434	29.622	25.612	25.200	106.2	26:41.692								
17	A	1:22.908	29.517	26.508	26.883	103.0	28:04.600								
18	A	1:20.654	30.096	25.246	25.312	105.9	29:25.254								
19	B	5:10.047	31.830	29.864	4:08.353	27.6	34:35.301								
20	B	1:34.405	35.696	28.372	30.337	90.5	36:09.706								
21	B	1:35.201	30.371	34.034	30.796	89.7	37:44.907								
22	B	1:20.656	29.868	25.902	24.886	105.9	39:05.563								
23	B	1:27.728	32.978	28.257	26.493	97.4	40:33.291								
24	B	2:21.701	1:22.664	30.289	28.748	60.3	42:54.992								
25	B	1:25.037	30.179	27.473	27.385	100.5	44:20.029								
26	B	1:21.149	29.733	26.178	25.238	105.3	45:41.178								
<b>5 Maro ENGEL</b> DEU															
Venturi Formula E Team Venturi VM200-FE-03															
1	B	2:01.340	1:01.099	30.497	29.744	41.4	2:01.340								
2	B	1:29.388	33.071	28.076	28.241	95.6	3:30.728								
3	B	1:25.606	31.465	26.870	27.271	99.8	4:56.334								
4	B	1:22.998	30.564	26.749	25.685	102.9	6:19.332								
5	A	5:55.168	30.982	25.896	4:58.290	24.1	12:14.500								



FIA FORMULA E  
CHAMPIONSHIP  
2017-18



# ABB FIA Formula E Championship

## Round 12 - New York City ePrix

### Non Qualifying Practice 3

Analysis

Official Timekeeper TAGHeuer

Lap	Time	Sector 1	Sector 2	Sector 3	Kph	Elapsed	Lap	Time	Sector 1	Sector 2	Sector 3	Kph	Elapsed
6	A 1:32.492	36.175	27.812	28.505	92.4	13:46.992	10	A 1:23.830	31.246	26.354	26.230	101.9	19:53.378
7	A 1:26.624	30.896	26.112	29.616	98.6	15:13.616	11	A 1:22.368	30.595	26.238	25.535	103.7	21:15.746
8	A 1:20.918	30.218	25.521	25.179	105.6	16:34.534	12	A 1:21.522	30.084	25.933	25.505	104.8	22:37.268
9	A 1:21.335	29.913	25.717	25.705	105.0	17:55.869	13	A 5:09.404 B	29.883	25.850	4:13.671	27.6	27:46.672
10	A 1:20.180	29.582	25.426	25.172	106.5	19:16.049	14	A 1:27.387	34.266	26.283	26.838	97.8	29:14.059
11	A 1:25.666	30.567	27.932	27.167	99.7	20:41.715	15	A 1:21.399	30.339	25.803	25.257	104.9	30:35.458
12	A 1:29.110	29.660	31.993	27.457	95.9	22:10.825	16	A 1:21.636	30.188	25.795	25.653	104.6	31:57.094
13	A 1:20.841	30.045	25.483	25.313	105.7	23:31.666	17	A 1:24.120	30.315	25.679	28.126	101.6	33:21.214
14	A 1:20.780	29.691	25.703	25.386	105.8	24:52.446	18	B 4:48.957 B	29.876	25.573	3:53.508	29.6	38:10.171
15	A 1:19.913	29.595	25.310	25.008	106.9	26:12.359	19	B 1:27.472	33.397	26.616	27.459	97.7	39:37.643
16	A 1:32.722	34.727	29.959	28.036	92.1	27:45.081	20	B 1:25.980	31.351	26.546	28.083	99.4	41:03.623
17	A 1:23.767	30.874	26.473	26.420	102.0	29:08.848	21	B 1:24.820	31.020	26.765	27.035	100.7	42:28.443
18	A 1:23.329	30.330	26.929	26.070	102.5	30:32.177	22	B 1:21.662	29.991	26.100	25.571	104.6	43:50.105
19	A 1:22.521	30.143	25.925	26.453	103.5	31:54.698	23	B 1:21.797	30.204	26.221	25.372	104.4	45:11.902
20	A 1:22.442	30.408	25.931	26.103	103.6	33:17.140							
21	A 1:30.707	32.407	29.535	28.765	94.2	34:47.847							
22	B 3:45.908 B	30.384	26.016	2:49.508	37.8	38:33.755							
23	B 1:30.572	35.302	27.008	28.262	94.3	40:04.327							
24	B 1:27.887	31.026	27.194	29.667	97.2	41:32.214							
25	B 1:23.276	30.339	26.017	26.920	102.6	42:55.490							
26	B 1:36.326	36.248	29.610	30.468	88.7	44:31.816							
27	B 1:23.409	30.677	26.413	26.319	102.4	45:55.225							

6		José Maria LOPEZ		ARG		
DRAGON				PENSKE EV-2		
1	B 9:40.596	8:38.235	33.033	29.328	8.7	9:40.596
2	B 1:26.379	32.543	27.246	26.590	98.9	11:06.975
3	B 1:23.366	30.918	26.462	25.986	102.5	12:30.341
4	B 1:23.386	30.882	26.738	25.766	102.4	13:53.727
5	B 1:23.451	30.758	26.930	25.763	102.4	15:17.178
6	B 1:21.319	30.129	25.941	25.249	105.1	16:38.497
7	B 4:29.025 B	30.170	29.902	3:28.953	31.8	21:07.522
8	B 1:32.808	40.091	26.153	26.564	92.0	22:40.330
9	B 1:21.775	30.288	26.021	25.466	104.5	24:02.105
10	B 1:21.109	30.346	25.599	25.164	105.3	25:23.214
11	B 1:20.599	29.958	25.558	25.083	106.0	26:43.813
12	B 1:24.520	30.753	27.459	26.308	101.1	28:08.333
13	B 1:20.519	29.983	25.466	25.070	106.1	29:28.852
14	A 6:41.287 B	32.997	25.676	5:42.614	21.3	36:10.139
15	A 1:48.651	42.724	36.445	29.482	78.6	37:58.790
16	A 1:36.151	34.718	27.862	33.571	88.8	39:34.941
17	A 1:24.649	31.706	26.577	26.366	100.9	40:59.590
18	A 1:23.581	31.168	26.278	26.135	102.2	42:23.171
19	A 1:22.370	30.151	26.264	25.955	103.7	43:45.541
20	A 1:23.282	30.116	27.849	25.317	102.6	45:08.823

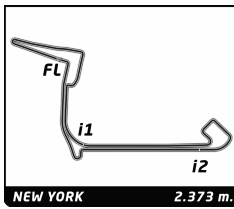
7		Jérôme D'AMBROSIO		BEL		
DRAGON				PENSKE EV-2		
1	B 4:19.202	3:20.686	28.848	29.668	19.4	4:19.202
2	B 1:28.290	32.708	27.543	28.039	96.8	5:47.492
3	B 1:24.971	31.295	27.167	26.509	100.5	7:12.463
4	B 1:25.965	31.996	27.238	26.731	99.4	8:38.428
5	B 1:23.488	30.568	26.842	26.078	102.3	10:01.916
6	B 1:22.254	30.324	26.317	25.613	103.9	11:24.170
7	A 3:53.483 B	31.328	30.768	2:51.387	36.6	15:17.653
8	A 1:41.128	42.324	28.374	30.430	84.5	16:58.781
9	A 1:30.767	34.195	27.943	28.629	94.1	18:29.548

8		Nicolas PROST		FRA		
Renault e.dams				Renault Z.E. 17		
1	B 1:42.431	46.167	28.595	27.669	49.1	1:42.431
2	A 6:25.591 B	31.949	27.016	5:26.626	22.2	8:08.022
3	A 1:37.568	41.073	28.952	27.543	87.6	9:45.590
4	A 1:24.645	31.107	27.157	26.381	100.9	11:10.235
5	A 1:22.970	30.702	26.327	25.941	103.0	12:33.205
6	A 1:32.549	30.274	27.577	34.698	92.3	14:05.754
7	A 1:21.171	30.040	25.756	25.375	105.2	15:26.925
8	A 1:20.913	29.854	25.762	25.297	105.6	16:47.838
9	A 5:50.878 B	29.847	27.107	4:53.924	24.3	22:38.716
10	A 1:39.351	36.709	33.965	28.677	86.0	24:18.067
11	A 1:21.597	30.440	25.745	25.412	104.7	25:39.664
12	A 1:25.669	29.715	27.703	28.251	99.7	27:05.333
13	A 1:20.457	29.774	25.405	25.278	106.2	28:25.790
14	A 1:20.379	29.568	25.547	25.264	106.3	29:46.169
15	A 1:19.944	29.662	25.452	24.830	106.9	31:06.113
16	A 1:20.399	29.519	25.641	25.239	106.3	32:26.512
17	B 7:16.860 B	30.916	26.367	6:19.577	19.6	39:43.372
18	B 1:27.583	35.002	26.667	25.914	97.5	41:10.955
19	B 1:22.328	30.025	25.629	26.674	103.8	42:33.283
20	B 1:20.072	29.388	25.709	24.975	106.7	43:53.355
21	B 1:25.340	32.605	27.244	25.491	100.1	45:18.695

9		Sébastien BUEMI		CHE		
Renault e.dams				Renault Z.E. 17		
1	A 1:38.246	42.458	28.403	27.385	51.2	1:38.246
2	B 5:22.908 B	30.921	26.963	4:25.024	26.5	7:01.154
3	B 1:39.792	42.200	29.458	28.134	85.6	8:40.946
4	B 1:32.461	32.512	32.133	27.816	92.4	10:13.407
5	B 1:22.021	30.297	26.039	25.685	104.2	11:35.428
6	B 1:20.230	29.713	25.466	25.051	106.5	12:55.658
7	B 1:40.574	37.283	35.462	27.829	84.9	14:36.232
8	B 1:29.163	29.760	25.590	33.813	95.8	16:05.395
9	B 1:20.039	29.661	25.496	24.882	106.7	17:25.434
10	B 1:19.411	29.353	25.200	24.858	107.6	18:44.845
11	B 4:51.056 B	33.739	27.995	3:49.322	29.4	23:35.901
12	B 1:33.816	34.270	26.536	33.010	91.1	25:09.717
13	B 1:19.588	29.417	25.336	24.835	107.3	26:29.305
14	B 1:19.052	29.182	25.038	24.832	108.1	27:48.357
15	B 1:44.822	31.557	31.041	42.224	81.5	29:33.179
16	A 5:39.553 B	29.300	26.873	4:43.380	25.2	35:12.732



FIA FORMULA E  
CHAMPIONSHIP  
2017-18



# ABB FIA Formula E Championship

## Round 12 - New York City ePrix

### Non Qualifying Practice 3

### Analysis

Official Timekeeper TAG Heuer

Lap	Time	Sector 1	Sector 2	Sector 3	Kph	Elapsed
17	A 1:28.694	35.135	26.982	26.577	96.3	36:41.426
18	A 1:28.239	31.849	28.243	28.147	96.8	38:09.665
19	A 1:20.182	29.133	26.365	24.684	106.5	39:29.847
20	A 1:55.712	44.422	40.065	31.225	73.8	41:25.559
21	A 1:27.937	29.335	27.992	30.610	97.1	42:53.496
22	A 1:20.776	29.211	26.428	25.137	105.8	44:14.272
23	A 1:32.392	30.144	31.046	31.202	92.5	45:46.664

**16** **MA Qing Hua** CHN  
NIO Formula E Team NextEV NIO Sport 003

1	A 4:08.746	3:02.192	33.795	32.759	20.2	4:08.746
2	A 1:30.280	34.038	28.485	27.757	94.6	5:39.026
3	A 1:27.911	32.765	27.838	27.308	97.2	7:06.937
4	A 1:25.984	31.839	27.107	27.038	99.4	8:32.921
5	A 1:25.105	31.283	26.949	26.873	100.4	9:58.026
6	A 1:24.841	31.458	26.830	26.553	100.7	11:22.867
7	A 1:23.208	30.561	26.542	26.105	102.7	12:46.075
8	A 1:24.325	31.064	26.797	26.464	101.3	14:10.400
9	A 1:23.423	31.010	26.248	26.165	102.4	15:33.823
10	A 1:23.553	30.901	26.437	26.215	102.2	16:57.376
11	A 1:50.563	34.218	38.682	37.663	77.3	18:47.939
12	A 1:30.072	33.312	29.030	27.730	94.8	20:18.011
13	A 1:23.307	30.615	26.412	26.280	102.5	21:41.318
14	B 8:41.992 B	33.506	27.197	7:41.289	16.4	30:23.310
15	B 1:41.507	41.882	30.765	28.860	84.2	32:04.817
16	B 1:35.939	34.452	33.860	27.627	89.0	33:40.756
17	B 1:22.140	29.859	25.639	26.642	104.0	35:02.896
18	B 1:29.694	35.129	27.327	27.238	95.2	36:32.590
19	B 1:23.513	30.012	25.507	27.994	102.3	37:56.103
20	B 1:30.148	34.019	28.936	27.193	94.8	39:26.251
21	B 1:22.272	30.471	26.043	25.758	103.8	40:48.523

**18** **André LOTTERER** DEU  
TECHEETAH Renault Z.E. 17

1	A 2:32.450	1:36.235	28.471	27.744	33.0	2:32.450
2	A 1:25.384	31.265	27.646	26.473	100.1	3:57.834
3	A 1:23.515	31.485	26.309	25.721	102.3	5:21.349
4	A 1:21.999	30.329	26.091	25.579	104.2	6:43.348
5	A 1:21.477	30.016	25.982	25.479	104.8	8:04.825
6	A 5:51.297 B	31.859	28.647	4:50.791	24.3	13:56.122
7	A 1:26.163	34.554	26.069	25.540	99.1	15:22.285
8	A 1:22.367	30.439	25.820	26.108	103.7	16:44.652
9	A 1:20.943	29.792	25.793	25.358	105.5	18:05.595
10	A 1:20.370	29.570	25.628	25.172	106.3	19:25.965
11	A 1:21.101	29.945	25.683	25.473	105.3	20:47.066
12	A 1:19.679	29.287	25.324	25.068	107.2	22:06.745
13	A 5:45.952 B	30.202	26.040	4:49.710	24.7	27:52.697
14	A 1:31.951	35.696	26.887	29.368	92.9	29:24.648
15	A 1:22.795	29.468	27.700	25.627	103.2	30:47.443
16	A 1:19.516	29.180	25.347	24.989	107.4	32:06.959
17	B 5:07.169 B	29.738	26.027	4:11.404	27.8	37:14.128
18	B 1:28.633	34.353	26.621	27.659	96.4	38:42.761
19	B 1:33.317	33.414	29.329	30.574	91.5	40:16.078
20	B 1:21.825	30.361	25.970	25.494	104.4	41:37.903
21	B 1:26.035	30.918	26.287	28.830	99.3	43:03.938
22	B 1:21.282	29.627	26.605	25.050	105.1	44:25.220
23	B 1:24.689	31.106	27.007	26.576	100.9	45:49.909

200KW Personal Best Session Best B Crossing the finish line in pit lane

Lap	Time	Sector 1	Sector 2	Sector 3	Kph	Elapsed
-----	------	----------	----------	----------	-----	---------

**19** **Felix ROSENQVIST** SWE  
Mahindra Racing Mahindra M4Electro

1	B 3:34.170	2:36.200	28.500	29.470	23.5	3:34.170
2	B 1:24.016	31.080	26.562	26.374	101.7	4:58.186
3	B 1:23.762	30.717	26.963	26.082	102.0	6:21.948
4	B 1:21.603	29.986	26.253	25.364	104.7	7:43.551
5	B 1:20.873	29.825	25.897	25.151	105.6	9:04.424
6	B 1:23.114	29.975	26.544	26.595	102.8	10:27.538
7	B 1:20.564	29.295	26.244	25.025	106.0	11:48.102
8	B 1:34.430	36.256	28.072	30.102	90.5	13:22.532
9	B 1:29.503	37.974	26.270	25.259	95.4	14:52.035
10	B 1:20.212	29.417	25.676	25.119	106.5	16:12.247
11	B 3:06.906 B	31.026	26.293	2:09.587	45.7	19:19.153
12	B 1:24.485	33.798	25.526	25.161	101.1	20:43.638
13	B 1:20.450	29.711	25.617	25.122	106.2	22:04.088
14	B 1:19.695	29.296	25.239	25.160	107.2	23:23.783
15	A 6:35.411 B	34.431	33.133	5:27.847	21.6	29:59.194
16	A 1:36.321	34.461	28.602	33.258	88.7	31:35.515
17	A 1:25.069	29.965	25.407	29.697	100.4	33:00.584
18	A 1:20.207	29.296	26.368	24.543	106.5	34:20.791
19	A 1:28.331	30.675	25.610	32.046	96.7	35:49.122

**20** **Mitch EVANS** NZL  
Panasonic Jaguar Racing Jaguar I-Type II

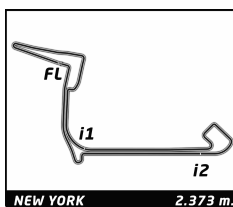
1	B 2:34.389	1:37.792	28.679	27.918	32.6	2:34.389
2	B 1:27.266	32.129	27.917	27.220	97.9	4:01.655
3	B 1:24.996	31.121	27.319	26.556	100.5	5:26.651
4	B 1:24.383	31.151	26.665	26.567	101.2	6:51.034
5	B 1:22.971	30.450	26.294	26.227	103.0	8:14.005
6	B 1:23.042	30.398	26.461	26.183	102.9	9:37.047
7	B 1:21.805	30.251	26.048	25.506	104.4	10:58.852
8	B 1:21.734	30.172	26.058	25.504	104.5	12:20.586
9	B 1:40.973	34.470	37.445	29.058	84.6	14:01.559
10	B 1:21.282	29.892	25.994	25.396	105.1	15:22.841
11	B 5:26.232 B	33.012	29.255	4:23.965	26.2	20:49.073
12	B 1:32.509	39.126	27.437	25.946	92.3	22:21.582
13	B 1:21.385	30.133	25.840	25.412	105.0	23:42.967
14	B 1:20.387	29.548	25.687	25.152	106.3	25:03.354
15	B 1:19.675	29.513	25.264	24.898	107.2	26:23.029
16	A 3:19.143 B	31.079	26.963	2:21.101	42.9	29:42.172
17	A 1:39.738	40.373	28.544	30.821	85.7	31:21.910
18	A 1:25.958	33.108	27.568	25.282	99.4	32:47.868
19	A 1:18.796	29.202	25.035	24.559	108.4	34:06.664
20	A 1:26.002	32.994	27.313	25.695	99.3	35:32.666
21	A 1:19.000	29.414	25.069	24.517	108.1	36:51.666
22	A 1:26.034	32.697	27.387	25.950	99.3	38:17.700
23	A 5:09.821 B	30.059	26.295	4:13.467	27.6	43:27.521
24	A 1:37.721	38.863	27.974	30.884	87.4	45:05.242

**23** **Nick HEIDFELD** DEU  
Mahindra Racing Mahindra M4Electro

1	A 3:49.382	2:40.023	30.148	39.211	21.9	3:49.382
2	A 1:24.918	31.836	26.834	26.248	100.6	5:14.300
3	A 1:23.344	30.990	26.242	26.112	102.5	6:37.644
4	A 1:34.027	30.407	26.310	37.310	90.9	8:11.671
5	A 1:21.963	30.129	26.277	25.557	104.2	9:33.634



FIA FORMULA E  
CHAMPIONSHIP  
2017-18



# ABB FIA Formula E Championship

## Round 12 - New York City ePrix

### Non Qualifying Practice 3

### Analysis

Official Timekeeper TAGHeuer

Lap	Time	Sector 1	Sector 2	Sector 3	Kph	Elapsed
6 A	1:31.514	30.231	29.309	31.974	93.3	11:05.148
7 A	<b>1:20.680</b>	<b>29.699</b>	<b>25.669</b>	<b>25.312</b>	105.9	12:25.828
8 B	7:37.866 <b>B</b>	31.788	27.047	6:39.031	18.7	20:03.694
9 B	1:39.975	39.657	29.682	30.636	85.4	21:43.669
10 B	1:29.808	33.105	27.066	29.637	95.1	23:13.477
11 B	1:25.964	31.153	26.827	27.984	99.4	24:39.441
12 B	9:35.981 <b>B</b>	30.432	29.158	8:36.391	14.8	34:15.422
13 B	1:36.624	38.047	27.148	31.429	88.4	35:52.046
14 B	1:27.191	31.059	26.821	29.311	98.0	37:19.237
15 B	1:26.253	32.250	27.125	26.878	99.0	38:45.490
16 B	1:27.916	31.411	27.725	28.780	97.2	40:13.406
17 B	1:30.243	34.010	28.207	28.026	94.7	41:43.649
18 B	1:24.969	31.604	26.925	26.440	100.5	43:08.618
19 B	1:26.029	30.867	26.680	28.482	99.3	44:34.647
20 B	1:26.942	31.195	27.635	28.112	98.3	46:01.589

25		Jean-Eric VERGNE		FRA		
		TECHEETAH		Renault Z.E. 17		
1 A	3:41.258	2:38.703	30.259	32.296	22.7	3:41.258
2 A	1:30.256	33.812	29.779	26.665	94.7	5:11.514
3 A	1:22.898	30.673	26.503	25.722	103.1	6:34.412
4 A	1:21.843	30.194	26.171	25.478	104.4	7:56.255
5 A	5:01.224 <b>B</b>	32.150	27.572	4:01.502	28.4	12:57.479
6 A	1:33.218	38.288	26.676	28.254	91.6	14:30.697
7 A	1:24.208	30.064	27.453	26.691	101.4	15:54.905
8 A	1:20.932	29.488	26.082	25.362	105.6	17:15.837
9 A	1:28.084	35.186	26.991	25.907	97.0	18:43.921
10 A	1:20.645	29.717	25.695	25.233	105.9	20:04.566
11 A	1:20.045	<b>29.294</b>	25.634	25.117	106.7	21:24.611
12 A	1:23.047	30.545	26.085	26.417	102.9	22:47.658
13 A	1:27.675	29.476	25.417	32.782	97.4	24:15.333
14 A	1:19.799	29.336	25.364	25.099	107.1	25:35.132
15 A	1:34.538	32.093	32.910	29.535	90.4	27:09.670
16 A	<b>1:19.590</b>	29.343	<b>25.325</b>	<b>24.922</b>	107.3	28:29.260
17 B	6:01.351 <b>B</b>	31.620	27.642	5:02.089	23.6	34:30.611
18 B	1:34.069	38.478	27.649	27.942	90.8	36:04.680
19 B	1:56.423 <b>B</b>	30.996	28.389	57.038	73.4	38:01.103
20 B	1:31.840	35.489	30.420	25.931	93.0	39:32.943
21 B	1:22.127	30.095	25.911	26.121	104.0	40:55.070
22 B	1:23.497	30.519	27.467	25.511	102.3	42:18.567
23 B	2:10.309 <b>B</b>	29.935	33.939	1:06.435	65.6	44:28.876
24 B	1:29.448	35.871	26.563	27.014	95.5	45:58.324

27		Stéphane SARRAZIN		FRA		
		Andretti Formula E		Andretti ATEC-03		
1 A	3:28.814	2:27.748	29.787	31.279	24.1	3:28.814
2 A	1:27.130	32.042	27.714	27.374	98.0	4:55.944
3 A	1:27.403	32.486	28.077	26.840	97.7	6:23.347
4 A	1:23.189	30.419	26.604	26.166	102.7	7:46.536
5 A	1:22.071	30.278	26.010	25.783	104.1	9:08.607
6 A	1:21.862	30.087	26.076	25.699	104.4	10:30.469
7 A	1:21.334	30.050	25.795	25.489	105.0	11:51.803
8 A	4:38.954 <b>B</b>	29.875	25.889	3:43.190	30.6	16:30.757
9 A	1:36.527	39.303	28.416	28.808	88.5	18:07.284
10 A	1:22.286	30.518	26.031	25.737	103.8	19:29.570
11 A	1:21.954	30.034	26.078	25.842	104.2	20:51.524
12 A	1:21.052	29.762	25.708	25.582	105.4	22:12.576

200KW Personal Best Session Best B Crossing the finish line in pit lane

Lap	Time	Sector 1	Sector 2	Sector 3	Kph	Elapsed
13 A	1:21.012	29.894	25.703	25.415	105.5	23:33.588
14 A	1:20.294	29.703	25.390	25.201	106.4	24:53.882
15 B	4:28.980 <b>B</b>	29.968	25.666	3:33.346	31.8	29:22.862
16 B	1:28.124	35.083	26.698	26.343	96.9	30:50.986
17 B	1:21.686	30.216	25.733	25.737	104.6	32:12.672
18 B	<b>1:19.472</b>	29.398	<b>25.189</b>	<b>24.885</b>	107.5	33:32.144
19 B	1:21.549	30.208	25.710	25.631	104.8	34:53.693
20 B	1:19.625	<b>29.328</b>	25.306	24.991	107.3	36:13.318

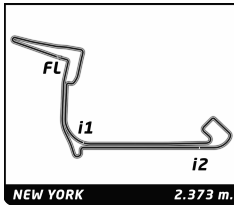
28		Antonio Felix DA COSTA		PRT		
		Andretti Formula E		Andretti ATEC-03		
1 B	4:12.076	3:14.634	28.215	29.227	19.9	4:12.076
2 B	1:23.564	31.357	26.775	25.432	102.2	5:35.640
3 B	1:21.543	30.102	26.118	25.323	104.8	6:57.183
4 B	3:38.494 <b>B</b>	30.110	26.291	2:42.093	39.1	10:35.677
5 B	1:28.852	35.327	27.322	26.203	96.1	12:04.529
6 B	1:21.526	30.261	25.778	25.487	104.8	13:26.055
7 B	1:20.923	29.693	26.263	24.967	105.6	14:46.978
8 B	1:20.264	29.701	25.603	24.960	106.4	16:07.242
9 A	4:54.550 <b>B</b>	29.696	28.259	3:56.595	29.0	21:01.792
10 A	1:30.202	35.442	27.618	27.142	94.7	22:31.994
11 A	1:20.123	29.679	25.545	24.899	106.6	23:52.117
12 A	1:19.165	29.180	25.484	24.501	107.9	25:11.282
13 A	1:25.212	31.669	28.440	25.103	100.3	26:36.494
14 A	<b>1:18.970</b>	<b>29.131</b>	<b>25.389</b>	<b>24.450</b>	108.2	27:55.464

36		Alex LYNN		GBR		
		DS Virgin Racing		DS Virgin DSV-03		
1 B	1:59.708	56.997	31.448	31.263	42.0	1:59.708
2 B	1:26.767	33.155	26.656	26.956	98.5	3:26.475
3 B	1:23.053	31.115	26.211	25.727	102.9	4:49.528
4 B	1:42.058	36.584	34.022	31.452	83.7	6:31.586
5 B	1:28.881	30.456	31.143	27.282	96.1	8:00.467
6 B	1:30.386	33.113	30.068	27.205	94.5	9:30.853
7 B	1:21.887	30.204	26.075	25.608	104.3	10:52.740
8 B	7:42.248 <b>B</b>	32.822	26.410	6:43.016	18.5	18:34.988
9 B	1:36.104	38.014	29.484	28.606	88.9	20:11.092
10 B	1:27.462	31.486	27.851	28.125	97.7	21:38.554
11 B	1:21.210	30.230	25.653	25.327	105.2	22:59.764
12 B	<b>1:20.480</b>	29.876	<b>25.459</b>	<b>25.145</b>	106.1	24:20.244
13 B	1:28.761	34.334	27.910	26.517	96.2	25:49.005
14 A	10:27.370 <b>B</b>	<b>29.758</b>	28.507	9:29.105	13.6	36:16.375
15 A	1:33.530	37.434	27.469	28.627	91.3	37:49.905
16 A	1:24.276	30.144	28.027	26.105	101.4	39:14.181
17 A	1:21.431	29.789	25.975	25.667	104.9	40:35.612
18 A	1:29.104	34.996	27.686	26.422	95.9	42:04.716
19 A	1:23.519	29.788	27.243	26.488	102.3	43:28.235
20 A	1:21.791	30.166	25.907	25.718	104.4	44:50.026
21 A	1:31.318	32.098	29.942	29.278	93.6	46:21.344

66		Daniel ABT		DEU		
		Audi Sport ABT Schaeffler		Audi e-tron FE04		
1 B	1:47.731	47.598	28.364	31.769	46.6	1:47.731
2 B	1:23.950	31.501	26.618	25.831	101.8	3:11.681
3 A	4:36.051 <b>B</b>	30.935	27.506	3:37.610	30.9	7:47.732
4 A	1:40.066	43.600	28.532	27.934	85.4	9:27.798
5 A	1:23.533	31.204	26.572	25.757	102.3	10:51.331



FIA FORMULA E  
CHAMPIONSHIP  
2017-18



# ABB FIA Formula E Championship

## Round 12 - New York City ePrix

### Non Qualifying Practice 3

### Analysis

Official Timekeeper TAG Heuer

■ 200KW ■ Personal Best ■ Session Best ■ Crossing the finish line in pit lane

Lap	Time	Sector 1	Sector 2	Sector 3	Kph	Elapsed	Lap	Time	Sector 1	Sector 2	Sector 3	Kph	Elapsed
6	A 1:21.255	30.111	25.901	25.243	105.1	12:12.586							
7	A 1:20.402	29.720	25.720	24.962	106.3	13:32.988							
8	A 1:25.927	29.888	25.682	30.357	99.4	14:58.915							
9	A 1:19.853	29.626	25.392	24.835	107.0	16:18.768							
10	A 1:19.687	29.602	25.331	24.754	107.2	17:38.455							
11	A 6:53.029 B	30.127	25.903	5:56.999	20.7	24:31.484							
12	A 1:30.428	35.062	26.450	28.916	94.5	26:01.912							
13	A 1:21.639	29.555	25.722	26.362	104.6	27:23.551							
14	A 1:19.252	29.295	25.406	24.551	107.8	28:42.803							
15	A 1:26.816	30.914	26.644	29.258	98.4	30:09.619							
16	A 1:18.699	29.032	25.134	24.533	108.6	31:28.318							
17	B 4:50.695 B	29.920	26.207	3:54.568	29.4	36:19.013							
18	B 1:36.044	37.791	29.474	28.779	88.9	37:55.057							
19	B 1:24.984	30.272	26.535	28.177	100.5	39:20.041							
20	B 1:19.899	29.300	25.478	25.121	106.9	40:39.940							
21	B 1:31.816	34.180	28.963	28.673	93.0	42:11.756							
22	B 2:35.706 B	30.037	31.966	1:33.703	54.9	44:47.462							
23	B 1:36.390	39.736	28.398	28.256	88.6	46:23.852							

**68** Luca FILIPPI ITA  
 NIO Formula E Team NextEV NIO Sport 003

1	A 4:17.506	3:16.742	29.067	31.697	19.5	4:17.506							
2	A 1:26.701	32.314	27.676	26.711	98.5	5:44.207							
3	A 1:23.830	31.249	26.624	25.957	101.9	7:08.037							
4	B 7:09.508 B	32.295	26.726	6:10.487	19.9	14:17.545							
5	B 1:33.445	34.831	28.389	30.225	91.4	15:50.990							
6	B 1:23.159	30.917	26.303	25.939	102.7	17:14.149							
7	B 1:21.120	29.954	25.877	25.289	105.3	18:35.269							
8	B 1:22.058	30.020	26.055	25.983	104.1	19:57.327							
9	B 1:21.969	30.303	25.871	25.795	104.2	21:19.296							
10	B 1:21.809	30.304	25.757	25.748	104.4	22:41.105							
11	B 1:26.549	32.379	27.007	27.163	98.7	24:07.654							
12	B 1:26.963	31.518	28.496	26.949	98.2	25:34.617							
13	B 1:23.312	30.818	26.220	26.274	102.5	26:57.929							
14	B 1:23.629	31.071	26.155	26.403	102.2	28:21.558							
15	A 5:48.241 B	31.768	26.461	4:50.012	24.5	34:09.799							
16	A 1:31.938	36.453	27.944	27.541	92.9	35:41.737							
17	A 1:23.665	31.143	26.140	26.382	102.1	37:05.402							
18	A 1:21.659	30.496	25.708	25.455	104.6	38:27.061							
19	A 1:23.494	30.607	26.295	26.592	102.3	39:50.555							
20	A 1:29.935	31.378	28.537	30.020	95.0	41:20.490							
21	A 1:26.319	33.577	26.464	26.278	99.0	42:46.809							
22	A 1:22.802	30.673	26.272	25.857	103.2	44:09.611							
23	A 1:22.874	30.633	26.162	26.079	103.1	45:32.485							