



FIA FORMULA E
CHAMPIONSHIP
2017-18

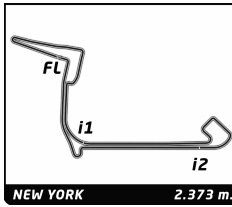


ABB FIA Formula E Championship

Round 11 - New York City ePrix

Non Qualifying Practice 2

Analysis

Official Timekeeper TAG Heuer

Lap	Time	Sector 1	Sector 2	Sector 3	Kph	Elapsed	Lap	Time	Sector 1	Sector 2	Sector 3	Kph	Elapsed		
1 Lucas DI GRASSI BRA															
Audi Sport ABT Schaeffler Audi e-tron FE04															
1	B	5:17.412	4:13.279	31.746	32.387	38.0	5:17.412	1	A	2:01.299	59.880	31.803	29.616	99.4	2:01.299
2	B	1:38.345	33.751	27.596	36.998	86.9	6:55.757	2	A	1:35.694	34.252	30.176	31.266	89.3	3:36.993
3	B	7:52.078	28.743	31.426	6:51.909	18.1	14:47.835	3	A	1:15.917	28.794	23.432	23.691	112.5	4:52.910
4	B	1:27.291	32.227	27.119	27.945	97.9	16:15.126	4	A	1:35.499	37.759	31.538	26.202	89.5	6:28.409
5	B	1:14.168	27.415	23.325	23.428	115.2	17:29.294	5	A	1:19.183	29.117	24.987	25.079	107.9	7:47.592
6	B	1:25.418	30.987	28.275	26.156	100.0	18:54.712	6	A	1:20.110	29.798	25.123	25.189	106.6	9:07.702
7	B	1:14.094	27.399	23.314	23.381	115.3	20:08.806	7	A	1:19.225	29.157	24.847	25.221	107.8	10:26.927
8	A	3:58.579	30.976	25.068	3:02.535	35.8	24:07.385	8	A	1:20.600	29.996	24.937	25.667	106.0	11:47.527
9	A	1:21.662	32.046	24.766	24.850	104.6	25:29.047	9	A	1:24.334	29.296	27.451	27.587	101.3	13:11.861
10	A	1:19.151	27.627	24.163	27.361	107.9	26:48.198	10	A	1:48.467	27.822	23.815	56.830	78.8	15:00.328
11	A	1:14.176	27.430	23.337	23.409	115.2	28:02.374	11	A	1:15.836	27.952	23.658	24.226	112.6	16:16.164
12	A	1:32.099	34.394	28.037	29.668	92.8	29:34.473	12	B	3:26.656	28.179	24.025	2:34.452	41.3	19:42.820
13	A	1:14.006	27.307	23.230	23.469	115.4	30:48.479	13	B	1:33.830	36.253	28.191	29.386	91.0	21:16.650
2 Sam BIRD GBR															
DS Virgin Racing DS Virgin DSV-03															
1	B	1:50.608	51.186	29.614	29.808	109.0	1:50.608	14	B	1:28.521	32.654	28.520	27.347	96.5	22:45.171
2	B	1:32.419	35.576	29.280	27.563	92.4	3:23.027	15	B	1:16.425	26.950	23.350	26.125	111.8	24:01.596
3	B	1:13.942	27.324	23.203	23.415	115.5	4:36.969	16	B	1:34.413	33.959	27.410	33.044	90.5	25:36.009
4	B	1:43.075	35.583	35.935	31.557	82.9	6:20.044	17	B	1:20.832	27.498	24.158	29.176	105.7	26:56.841
5	B	1:14.741	27.627	23.340	23.774	114.3	7:34.785	18	B	1:15.092	27.693	23.540	23.859	113.8	28:11.933
6	B	1:53.270	39.551	36.417	37.302	75.4	9:28.055	19	B	1:33.033	35.056	30.888	27.089	91.8	29:44.966
7	B	1:30.213	30.194	30.538	29.481	94.7	10:58.268	20	B	1:14.921	27.462	23.724	23.735	114.0	30:59.887
8	B	1:25.694	27.441	24.797	33.456	99.7	12:23.962								
9	A	8:10.254	27.601	24.408	7:18.245	17.4	20:34.216								
10	A	1:38.532	38.739	30.416	29.377	86.7	22:12.748								
11	A	1:31.207	34.677	27.444	29.086	93.7	23:43.955								
12	A	1:13.627	27.240	23.185	23.202	116.0	24:57.582								
13	A	2:03.372	37.688	50.102	35.582	69.2	27:00.954								
14	A	1:27.928	33.173	28.168	26.587	97.2	28:28.882								
15	A	1:20.409	27.720	23.698	28.991	106.2	29:49.291								
16	A	2:02.125	27.669	53.590	40.866	70.0	31:51.416								
3 Nelson PIQUET BRA															
Panasonic Jaguar Racing Jaguar I-Type II															
1	A	2:43.182	1:38.290	32.784	32.108	73.9	2:43.182								
2	A	1:36.115	36.083	28.203	31.829	88.9	4:19.297								
3	A	1:14.326	27.309	23.795	23.222	114.9	5:33.623								
4	A	1:28.851	34.007	25.530	29.314	96.1	7:02.474								
5	A	1:20.038	28.545	24.552	26.941	106.7	8:22.512								
6	A	1:19.209	28.579	24.437	26.193	107.9	9:41.721								
7	A	1:18.923	28.408	24.645	25.870	108.2	11:00.644								
8	A	1:44.421	30.790	38.034	35.597	81.8	12:45.065								
9	A	1:16.566	27.825	24.915	23.826	111.6	14:01.631								
10	A	1:21.771	27.601	23.577	30.593	104.5	15:23.402								
11	B	7:35.007	29.031	23.656	6:42.320	18.8	22:58.409								
12	B	1:33.423	35.449	28.916	29.058	91.4	24:31.832								
13	B	1:14.365	27.551	23.473	23.341	114.9	25:46.197								
14	B	1:52.932	38.709	36.998	37.225	75.6	27:39.129								
15	B	1:52.393	40.943	37.307	34.143	76.0	29:31.522								
16	B	1:14.629	27.446	23.709	23.474	114.5	30:46.151								
4 Tom DILLMANN FRA															
Venturi Formula E Team Venturi VM200-FE-03															
1	A	2:05.601	1:03.343	31.984	30.274	96.0	2:05.601								
2	A	1:37.471	34.431	29.940	33.100	87.6	3:43.072								
3	A	1:14.231	27.365	23.603	23.263	115.1	4:57.303								
4	A	4:45.961	36.766	32.780	3:36.415	29.9	9:43.264								
5	A	1:23.071	33.043	25.079	24.949	102.8	11:06.335								
6	A	1:18.897	28.993	24.898	25.006	108.3	12:25.232								
7	A	1:19.900	28.518	26.317	25.065	106.9	13:45.132								
8	A	1:18.877	28.899	24.808	25.170	108.3	15:04.009								
9	A	1:18.614	28.709	24.833	25.072	108.7	16:22.623								
10	A	1:18.639	28.769	24.786	25.084	108.6	17:41.262								
11	B	5:52.030	28.727	24.720	4:58.583	24.3	23:33.292								
12	B	1:36.041	36.389	30.975	28.677	88.9	25:09.333								



FIA FORMULA E
CHAMPIONSHIP
2017-18

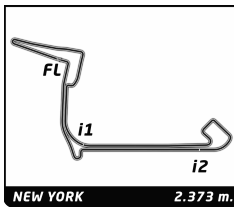


ABB FIA Formula E Championship

Round 11 - New York City ePrix

Non Qualifying Practice 2

Analysis

Official Timekeeper TAG Heuer

Lap	Time	Sector 1	Sector 2	Sector 3	Kph	Elapsed	Lap	Time	Sector 1	Sector 2	Sector 3	Kph	Elapsed
13	B 1:33.603	40.637	27.894	25.072	91.3	26:42.936	1	B 2:33.509	1:32.331	30.198	30.980	78.6	2:33.509
14	B 1:13.673	27.288	23.170	23.215	116.0	27:56.609	2	B 1:43.257	40.993	31.091	31.173	82.7	4:16.766
15	B 1:45.584	35.416	36.875	33.293	80.9	29:42.193	3	B 1:13.878	27.191	23.661	23.026	115.6	5:30.644
16	B 1:14.563	27.637	23.453	23.473	114.6	30:56.756	4	B 1:35.466	38.066	29.096	28.304	89.5	7:06.110

7	Jérôme D'AMBROSIO	BEL				
	DRAGON	PENSKÉ EV-2				
1	A 2:27.937	1:20.522	34.542	32.873	81.5	2:27.937
2	A 1:36.226	38.410	30.453	27.363	88.8	4:04.163
3	A 1:16.446	27.477	24.213	24.756	111.7	5:20.609
4	B 1:11.101	29.085	24.073	...	12.7	16:31.710
5	B 1:39.600	38.451	30.547	30.602	85.8	18:11.310
6	B 1:31.223	35.779	28.946	26.498	93.6	19:42.533
7	B 1:13.594	27.329	23.247	23.018	116.1	20:56.127
8	B 8:10.646	29.685	23.692	7:17.269	17.4	29:06.773
9	B 1:24.108	32.467	25.692	25.949	101.6	30:30.881

8	Nicolas PROST	FRA				
	Renault e.dams	Renault Z.E. 17				
1	A 2:32.542	1:27.754	31.660	33.128	79.1	2:32.542
2	A 1:50.641	39.689	33.398	37.554	77.2	4:23.183
3	A 1:23.784	30.734	27.280	25.770	102.0	5:46.967
4	A 1:21.328	27.917	23.932	29.479	105.0	7:08.295
5	A 1:15.464	27.861	23.878	23.725	113.2	8:23.759
6	A 3:55.799	30.401	32.196	2:53.202	36.2	12:19.558
7	A 1:32.626	33.283	31.673	27.670	92.2	13:52.184
8	A 1:15.224	27.630	23.926	23.668	113.6	15:07.408
9	B 2:24.006	28.163	23.966	1:31.877	59.3	17:31.414
10	B 1:33.838	33.842	27.705	32.291	91.0	19:05.252
11	B 1:22.936	30.086	26.486	26.364	103.0	20:28.188
12	B 1:13.945	27.209	23.394	23.342	115.5	21:42.133
13	B 1:36.710	32.413	35.138	29.159	88.3	23:18.843
14	B 1:13.735	27.241	23.193	23.301	115.9	24:32.578
15	A 3:33.095	30.144	25.916	2:37.035	40.1	28:05.673
16	A 1:31.422	33.736	26.892	30.794	93.4	29:37.095
17	A 1:25.647	27.679	32.194	25.774	99.7	31:02.742

9	Sébastien BUEMI	CHE				
	Renault e.dams	Renault Z.E. 17				
1	B 2:34.396	1:33.181	29.961	31.254	78.1	2:34.396
2	B 1:40.064	41.515	30.271	28.278	85.4	4:14.460
3	B 1:13.742	27.122	23.304	23.316	115.8	5:28.202
4	B 1:33.743	36.969	27.461	29.313	91.1	7:01.945
5	B 1:14.606	27.555	23.470	23.581	114.5	8:16.551
6	B 4:44.437	31.432	27.517	3:45.488	30.0	13:00.988
7	B 1:40.672	37.821	30.786	32.065	84.9	14:41.660
8	B 1:14.311	27.495	23.374	23.442	115.0	15:55.971
9	B 1:32.644	34.516	32.341	25.787	92.2	17:28.615
10	A 4:09.843	27.712	23.546	3:18.585	34.2	21:38.458
11	A 1:43.512	39.129	31.286	33.097	82.5	23:21.970
12	A 1:28.255	32.669	28.564	27.022	96.8	24:50.225
13	A 1:13.712	26.977	23.599	23.136	115.9	26:03.937
14	B 3:06.035	37.132	27.949	2:00.954	45.9	29:09.972
15	B 1:34.140	41.374	26.559	26.207	90.7	30:44.112

16	Oliver TURVEY	GBR
	NIO Formula E Team	NextEV NIO Sport 003

18	André LOTTERER	DEU				
	TECHEETAH	Renault Z.E. 17				
1	A 2:29.640	1:22.963	33.162	33.515	80.6	2:29.640
2	A 1:42.232	39.787	33.069	29.376	83.6	4:11.872
3	A 1:14.157	27.179	23.386	23.592	115.2	5:26.029
4	A 1:31.501	32.161	31.359	27.981	93.4	6:57.530
5	A 1:19.724	28.628	24.543	26.553	107.2	8:17.254
6	A 1:18.767	28.692	24.738	25.337	108.5	9:36.021
7	A 1:18.251	28.396	24.689	25.166	109.2	10:54.272
8	A 1:42.120	38.866	33.796	29.458	83.7	12:36.392
9	A 1:43.893	51.489	26.715	25.689	82.2	14:20.285
10	A 1:14.932	27.683	23.536	23.713	114.0	15:35.217
11	B 5:02.779	31.794	25.173	4:05.812	28.2	20:37.996
12	B 1:48.841	41.026	35.865	31.950	78.5	22:26.837
13	B 1:39.265	37.990	28.141	33.134	86.1	24:06.102
14	B 1:14.309	27.934	23.026	23.349	115.0	25:20.411

19	Felix ROSENQVIST	SWE				
	Mahindra Racing	Mahindra M4Electro				
1	B 1:34.587	39.967	27.048	27.572	127.5	1:34.587
2	B 1:15.588	27.708	23.649	24.231	113.0	2:50.175
3	B 1:36.489	28.188	30.514	37.787	88.5	4:26.664
4	A 4:45.254	31.044	28.214	3:45.996	29.9	9:11.918
5	A 1:32.788	32.757	26.806	33.225	92.1	10:44.706
6	A 1:15.023	27.883	23.841	23.299	113.9	11:59.729
7	A 1:26.141	29.569	28.918	27.654	99.2	13:25.870
8	B 5:46.669	27.790	23.403	4:55.476	24.6	19:12.539
9	B 1:34.198	36.489	28.446	29.263	90.7	20:46.737
10	B 1:28.533	33.512	27.148	27.873	96.5	22:15.270
11	B 1:37.534	35.043	30.686	31.805	87.6	23:52.804
12	B 1:21.896	31.795	24.134	25.967	104.3	25:14.700
13	B 1:25.412	34.159	26.693	24.560	100.0	26:40.112
14	B 1:20.793	27.496	25.237	28.060	105.7	28:00.905
15	B 1:15.151	27.902	23.539	23.710	113.7	29:16.056
16	B 1:15.158	27.895	23.557	23.706	113.7	30:31.214

20	Mitch EVANS	NZL				
	Panasonic Jaguar Racing	Jaguar I-Type II				
1	A 2:11.164	1:07.358	33.099	30.707	91.9	2:11.164
2	A 1:37.102	36.021	29.326	31.755	88.0	3:48.266
3	A 1:27.313	27.189	28.522	31.602	97.8	5:15.579
4	A 1:14.523	27.435	23.496	23.592	114.6	6:30.102
5	A 1:20.707	30.134	24.685	25.888	105.8	7:50.809



FIA FORMULA E
CHAMPIONSHIP
2017-18

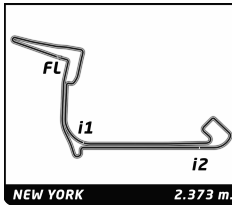


ABB FIA Formula E Championship

Round 11 - New York City ePrix

Non Qualifying Practice 2

Analysis

Official Timekeeper TAG Heuer

■ 200KW ■ Personal Best ■ Session Best B Crossing the finish line in pit lane

Lap	Time	Sector 1	Sector 2	Sector 3	Kph	Elapsed
6 A	1:19.875	29.234	24.399	26.242	107.0	9:10.684
7 A	1:20.594	29.630	24.921	26.043	106.0	10:31.278
8 A	1:21.199	29.685	25.163	26.351	105.2	11:52.477
9 A	1:45.935	39.143	35.560	31.232	80.6	13:38.412
10 A	1:15.697	27.660	23.462	24.575	112.9	14:54.109
11 B	8:24.343 B	32.789	29.084	7:22.470	16.9	23:18.452
12 B	1:46.061	41.948	32.820	31.293	80.5	25:04.513
13 B	1:30.206	34.256	27.656	28.294	94.7	26:34.719
14 B	1:13.207	27.089	23.137	22.981	116.7	27:47.926
15 B	1:26.523	32.509	27.108	26.906	98.7	29:14.449
16 B	1:14.610	27.610	23.478	23.522	114.5	30:29.059

23 Nick HEIDFELD		DEU				
Mahindra Racing		Mahindra M4Electro				
1 A	1:42.178	45.790	28.078	28.310	118.0	1:42.178
2 A	1:24.752	31.610	26.447	26.695	100.8	3:06.930
3 A	1:15.598	27.283	23.478	24.837	113.0	4:22.528
4 A	1:30.485	33.867	27.724	28.894	94.4	5:53.013
5 B	14:59.786 B	28.405	25.409	...	9.5	20:52.799
6 B	1:30.739	36.731	27.000	27.008	94.1	22:23.538
7 B	1:37.187	33.525	32.608	31.054	87.9	24:00.725
8 B	1:14.833	27.665	23.810	23.358	114.2	25:15.558
9 B	1:36.645	31.146	28.999	36.500	88.4	26:52.203
10 B	1:15.067	27.886	23.509	23.672	113.8	28:07.270
11 B	1:19.839	28.086	25.152	26.601	107.0	29:27.109
12 B	1:23.596	29.106	26.007	28.483	102.2	30:50.705

25 Jean-Eric VERGNE		FRA				
TECHEETAH		Renault Z.E. 17				
1 A	2:30.899	1:25.596	30.834	34.469	79.9	2:30.899
2 A	1:36.548	39.206	27.796	29.546	88.5	4:07.447
3 A	1:14.590	27.186	24.097	23.307	114.5	5:22.037
4 A	1:24.222	32.777	25.435	26.010	101.4	6:46.259
5 A	1:18.020	28.201	24.655	25.164	109.5	8:04.279
6 A	1:18.631	28.232	24.918	25.481	108.6	9:22.910
7 A	1:37.244	29.892	38.657	28.695	87.8	11:00.154
8 B	9:45.391 B	27.644	23.585	8:54.162	14.6	20:45.545
9 B	1:34.005	36.686	29.527	27.792	90.9	22:19.550
10 B	1:38.763	33.554	30.167	35.042	86.5	23:58.313
11 B	1:20.723	27.571	27.795	25.357	105.8	25:19.036

27 Stéphane SARRAZIN		FRA				
Andretti Formula E		Andretti ATEC-03				
1 A	1:52.317	52.199	29.160	30.958	107.4	1:52.317
2 A	1:32.235	34.640	30.288	27.307	92.6	3:24.552
3 B	9:40.886 B	27.281	1:34.677	7:38.928	14.7	13:05.438
4 B	1:32.673	36.783	27.792	28.098	92.2	14:38.111
5 B	1:22.731	32.504	26.261	23.966	103.3	16:00.842
6 B	1:14.716	27.427	23.815	23.474	114.3	17:15.558
7 A	4:55.988 B	32.500	25.092	3:58.396	28.9	22:11.546
8 A	1:23.488	32.923	24.667	25.898	102.3	23:35.034
9 A	1:16.332	28.420	23.852	24.060	111.9	24:51.366
10 A	1:28.932	29.943	30.319	28.670	96.1	26:20.298
11 A	1:15.078	27.679	23.616	23.783	113.8	27:35.376
12 A	1:30.198	31.245	29.795	29.158	94.7	29:05.574
13 A	1:15.187	27.787	23.658	23.742	113.6	30:20.761

28 Antonio Felix DA COSTA		PRT				
Andretti Formula E		Andretti ATEC-03				
1 A	4:30.531	3:22.431	28.805	39.295	44.6	4:30.531
2 A	1:18.907	27.643	26.354	24.910	108.3	5:49.438
3 B	4:35.828 B	28.209	24.497	3:43.122	31.0	10:25.266
4 B	1:32.045	37.160	27.843	27.042	92.8	11:57.311
5 B	1:15.409	27.658	23.859	23.892	113.3	13:12.720
6 B	1:34.351	36.050	31.989	26.312	90.5	14:47.071
7 B	1:15.325	27.754	23.744	23.827	113.4	16:02.396
8 B	1:43.769	37.157	35.823	30.789	82.3	17:46.165
9 B	1:17.025	28.081	24.693	24.251	110.9	19:03.190
10 B	1:35.573	36.415	33.500	25.658	89.4	20:38.763
11 B	1:15.168	27.840	23.654	23.674	113.6	21:53.931
12 A	3:12.443 B	28.729	25.154	2:18.560	44.4	25:06.374
13 A	1:30.432	34.843	29.243	26.346	94.5	26:36.806
14 A	1:13.790	27.396	23.351	23.043	115.8	27:50.596
15 A	1:30.291	32.493	32.358	25.440	94.6	29:20.887
16 A	1:14.770	27.653	23.564	23.553	114.3	30:35.657

36 Alex LYNN		GBR				
DS Virgin Racing		DS Virgin DSV-03				
1 B	1:58.319	56.786	31.724	29.809	101.9	1:58.319
2 B	1:33.533	34.311	29.144	30.078	91.3	3:31.852
3 B	1:14.753	27.428	23.663	23.662	114.3	4:46.605
4 B	1:40.426	41.209	31.810	27.407	85.1	6:27.031
5 B	1:15.383	28.055	23.627	23.701	113.3	7:42.414
6 B	1:39.322	40.162	31.886	27.274	86.0	9:21.736
7 B	1:19.626	27.850	23.461	28.315	107.3	10:41.362
8 B	1:46.083	40.561	29.618	35.904	80.5	12:27.445
9 B	1:15.225	27.764	23.853	23.608	113.6	13:42.670
10 A	8:23.475 B	30.472	29.822	7:23.181	17.0	22:06.145
11 A	1:41.930	42.727	29.552	29.651	83.8	23:48.075
12 A	1:25.056	33.834	26.163	25.059	100.4	25:13.131
13 A	1:18.091	30.795	23.781	23.515	109.4	26:31.222
14 A	1:24.898	32.334	27.480	25.084	100.6	27:56.120
15 A	1:15.018	27.755	23.648	23.615	113.9	29:11.138
16 A	1:29.507	35.577	27.477	26.453	95.4	30:40.645

66 Daniel ABT		DEU				
Audi Sport ABT Schaeffler		Audi e-tron FE04				
1 B	1:37.836	43.277	27.414	27.145	123.3	1:37.836
2 B	1:21.824	30.418	26.131	25.275	104.4	2:59.660
3 B	1:26.065	27.310	24.135	34.620	99.3	4:25.725
4 A	4:23.374 B	31.591	27.812	3:23.971	32.4	8:49.099
5 A	1:25.880	33.472	26.087	26.321	99.5	10:14.979
6 A	1:14.932	27.731	23.639	23.562	114.0	11:29.911
7 A	1:36.441	27.711	32.317	36.413	88.6	13:06.352
8 A	1:19.408	29.927	25.552	23.929	107.6	14:25.760
9 A	1:14.681	27.543	23.510	23.628	114.4	15:40.441
10 A	1:30.410	32.588	30.167	27.655	94.5	17:10.851
11 A	1:14.469	27.497	23.591	23.381	114.7	18:25.320
12 B	6:15.785 B	30.550	25.434	5:19.801	22.7	24:41.105
13 B	1:26.477	34.006	27.229	25.242	98.8	26:07.582
14 B	1:22.231	29.697	24.942	27.592	103.9	27:29.813
15 B	1:13.913	27.575	23.387	22.951	115.6	28:43.726
16 B	1:27.697	31.007	26.606	30.084	97.4	30:11.423



FIA FORMULA E
CHAMPIONSHIP
2017-18

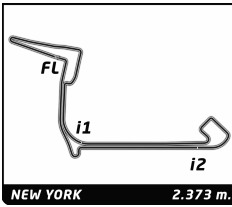


ABB FIA Formula E Championship

Round 11 - New York City ePrix

Non Qualifying Practice 2

Analysis

Official Timekeeper TAG Heuer

■ 200KW ■ Personal Best ■ Session Best B Crossing the finish line in pit lane

Lap	Time	Sector 1	Sector 2	Sector 3	Kph	Elapsed	Lap	Time	Sector 1	Sector 2	Sector 3	Kph	Elapsed	
68	Luca FILIPPI ITA													
	NIO Formula E Team													
	NextEV NIO Sport 003													
1	A	2:37.455	1:34.928	29.847	32.680	76.6							2:37.455	
2	A	1:44.180	■ 40.249	32.315	31.616	82.0							4:21.635	
3	A	■ 1:14.659	■ 27.601	23.609	23.449	114.4							5:36.294	
4	A	1:37.050	■ 33.653	29.837	33.560	88.0							7:13.344	
5	A	1:15.750	28.202	23.681	23.867	112.8							8:29.094	
6	A	1:26.718	28.145	26.053	32.520	98.5							9:55.812	
7	A	1:16.120	28.240	23.838	24.042	112.2							11:11.932	
8	A	1:19.811	28.243	24.452	27.116	107.0							12:31.743	
9	A	1:42.267	39.150	31.670	31.447	83.5							14:14.010	
10	A	1:15.372	27.996	23.591	23.785	113.3							15:29.382	
11	B	7:22.119	■ 29.715	26.034	6:26.370	19.3							22:51.501	
12	B	1:35.085	35.318	29.069	30.698	89.8							24:26.586	
13	B	1:35.273	■ 35.006	32.021	28.246	89.7							26:01.859	
14	B	1:14.667	■ 27.666	■ 23.566	■ 23.435	114.4							27:16.526	
15	B	1:31.117	■ 31.732	30.831	28.554	93.8							28:47.643	
16	B	1:16.478	28.289	24.220	23.969	111.7							30:04.121	