



FIA FORMULA E
CHAMPIONSHIP
2017-18

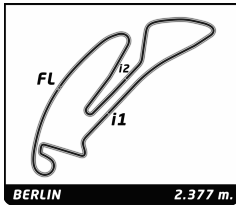


ABB FIA Formula E Championship

Round 9 - Berlin ePrix

Non Qualifying Practice 2

Analysis

Official Timekeeper TAG Heuer

Lap	Time	Sector 1	Sector 2	Sector 3	Kph	Elapsed	Lap	Time	Sector 1	Sector 2	Sector 3	Kph	Elapsed
1	Lucas DI GRASSI	BRA											
Audi Sport ABT Schaeffler		Audi e-tron FE04											
1	B	1:38.320	40.222	29.050	29.048	87.0	1:38.320						
2	B	1:29.805	31.046	28.667	30.092	95.3	3:08.125						
3	B	1:09.609	25.036	21.504	23.069	122.9	4:17.734						
4	B	4:43.604	26.610	24.088	3:52.906	30.2	9:01.338						
5	B	1:31.223	34.025	25.292	31.906	93.8	10:32.561						
6	B	1:10.532	25.242	21.911	23.379	121.3	11:43.093						
7	B	1:22.259	28.773	28.278	25.208	104.0	13:05.352						
8	B	1:11.145	25.485	21.993	23.667	120.3	14:16.497						
9	A	7:50.898	25.595	31.433	6:53.870	18.2	22:07.395						
10	A	1:38.912	38.870	29.982	30.060	86.5	23:46.307						
11	A	1:35.641	31.095	28.393	36.153	89.5	25:21.948						
12	A	1:09.584	25.037	21.446	23.101	123.0	26:31.532						
13	A	1:19.595	27.530	24.110	27.955	107.5	27:51.127						
14	A	1:10.764	25.445	21.833	23.486	120.9	29:01.891						
15	A	1:12.702	27.012	22.105	23.585	117.7	30:14.593						
2	Sam BIRD	GBR											
DS Virgin Racing		DS Virgin DSV-03											
1	A	2:28.594	1:32.824	27.056	28.714	57.6	2:28.594						
2	A	1:33.010	30.346	27.446	35.218	92.0	4:01.604						
3	A	1:09.946	25.076	21.627	23.243	122.3	5:11.550						
4	A	1:39.933	30.151	35.879	33.903	85.6	6:51.483						
5	A	1:10.813	25.361	21.918	23.534	120.8	8:02.296						
6	A	1:36.777	32.202	33.059	31.516	88.4	9:39.073						
7	A	1:10.828	25.398	21.888	23.542	120.8	10:49.901						
8	A	1:47.094	33.926	40.024	33.144	79.9	12:36.995						
9	A	1:46.383	29.115	40.345	36.923	80.4	14:23.378						
10	A	1:11.022	25.384	22.047	23.591	120.5	15:34.400						
11	B	5:57.327	27.023	22.002	5:08.302	23.9	21:31.727						
12	B	1:31.076	34.856	27.920	28.300	94.0	23:02.803						
13	B	1:25.620	29.016	26.014	30.590	99.9	24:28.423						
14	B	1:09.997	25.249	21.576	23.172	122.3	25:38.420						
15	B	1:31.770	31.525	32.931	27.314	93.2	27:10.190						
16	B	1:11.051	25.520	21.951	23.580	120.4	28:21.241						
17	B	1:24.802	28.250	29.423	27.129	100.9	29:46.043						
18	B	1:11.223	25.597	22.042	23.584	120.1	30:57.266						
3	Nelson PIQUET	BRA											
Panasonic Jaguar Racing		Jaguar I-Type II											
1	A	2:31.253	1:31.711	31.577	27.965	56.6	2:31.253						
2	A	1:31.772	32.438	28.752	30.582	93.2	4:03.025						
3	A	1:10.132	25.255	21.620	23.257	122.0	5:13.157						
4	A	1:16.671	28.491	23.577	24.603	111.6	6:29.828						
5	A	1:16.039	27.150	24.420	24.469	112.5	7:45.867						
6	A	1:14.917	26.826	23.539	24.552	114.2	9:00.784						
7	A	1:15.037	26.671	23.729	24.637	114.0	10:15.821						
8	A	1:14.892	26.743	23.542	24.607	114.3	11:30.713						
9	A	1:45.835	36.133	38.989	30.713	80.9	13:16.548						
10	A	1:11.286	25.509	22.154	23.623	120.0	14:27.834						
11	B	10:53.882	26.002	22.882	...	13.1	25:21.716						
12	B	1:42.514	36.588	36.891	29.035	83.5	27:04.230						
13	B	1:10.182	25.155	21.791	23.236	121.9	28:14.412						
14	B	1:29.272	31.493	27.940	29.839	95.9	29:43.684						
15	B	1:10.907	25.525	21.835	23.547	120.7	30:54.591						
4	Tom DILLMANN	FRA											
Venturi Formula E Team		Venturi VM200-FE-03											
1	A	1:55.418	54.316	30.420	30.682	74.1	1:55.418						
2	A	1:32.628	33.043	27.029	32.556	92.4	3:28.046						
3	A	1:11.441	26.383	21.773	23.285	119.8	4:39.487						
4	A	3:09.972	27.672	22.257	2:20.043	45.0	7:49.459						
5	A	1:19.198	31.261	23.126	24.811	108.0	9:08.657						
6	A	1:15.033	27.010	23.193	24.830	114.0	10:23.690						
7	A	1:15.304	26.938	23.466	24.900	113.6	11:38.994						
8	A	1:15.493	26.810	23.501	25.182	113.4	12:54.487						
9	A	1:14.688	26.611	23.302	24.775	114.6	14:09.175						
10	A	1:15.405	26.957	23.640	24.808	113.5	15:24.580						
11	A	1:15.316	27.166	23.169	24.981	113.6	16:39.896						
12	A	1:15.192	27.160	23.194	24.838	113.8	17:55.088						
13	B	3:33.460	26.766	23.155	2:43.539	40.1	21:28.548						
14	B	1:30.053	34.702	27.323	28.028	95.0	22:58.601						
15	B	1:23.223	29.436	24.964	28.823	102.8	24:21.824						
16	B	1:10.456	25.350	21.690	23.416	121.5	25:32.280						
17	B	1:25.788	30.059	28.910	26.819	99.7	26:58.068						
18	B	1:11.485	25.793	22.047	23.645	119.7	28:09.553						
19	B	1:11.665	25.794	22.053	23.818	119.4	29:21.218						
20	B	1:12.130	25.942	22.197	23.991	118.6	30:33.348						
5	Maro ENGEL	DEU											
Venturi Formula E Team		Venturi VM200-FE-03											
1	A	2:01.998	1:01.575	30.088	30.335	70.1	2:01.998						
2	A	1:33.671	31.367	30.233	32.071	91.4	3:35.669						
3	A	1:10.332	25.381	21.778	23.173	121.7	4:46.001						
4	A	1:24.388	28.550	27.390	28.448	101.4	6:10.389						
5	A	1:11.581	25.647	22.310	23.624	119.5	7:21.970						
6	A	1:23.815	27.019	30.437	26.359	102.1	8:45.785						
7	A	1:14.213	26.420	23.095	24.698	115.3	9:59.998						
8	A	1:15.205	26.810	23.413	24.982	113.8	11:15.203						
9	A	1:14.353	26.636	23.132	24.585	115.1	12:29.556						
10	B	4:15.716	26.772	23.486	3:25.458	33.5	16:45.272						
11	B	1:28.715	35.649	26.230	26.836	96.5	18:13.987						
12	B	1:22.137	30.214	24.778	27.145	104.2	19:36.124						
13	B	1:10.677	25.699	21.687	23.291	121.1	20:46.801						
14	B	1:28.300	27.279	30.290	30.731	96.9	22:15.101						
15	B	1:22.481	26.004	27.846	28.631	103.7	23:37.582						
16	B	1:12.273	26.056	22.286	23.931	118.4	24:49.855						
17	B	1:19.910	27.098	27.024	25.788	107.1	26:09.765						
18	B	1:14.353	26.623	23.224	24.506	115.1	27:24.118						
19	B	1:14.703	26.745	23.324	24.634	114.5	28:38.821						
20	B	1:14.600	26.628	23.274	24.698	114.7	29:53.421						
21	B	1:14.466	26.662	23.132	24.672	114.9	31:07.887						
6	José Maria LOPEZ	ARG											
DRAGON		PENSKE EV-2											
1	B	1:51.442	49.744	30.783	30.915	76.8	1:51.442						
2	B	1:27.128	31.761	24.013	31.354	98.2	3:18.570						
3	B	1:10.486	25.352	21.661	23.473	121.4	4:29.056						
4	B	1:22.292	27.648	27.526	27.118	104.0	5:51.348						
5	B	1:11.054	25.520	21.847	23.687	120.4	7:02.402						
6	B	1:10.943	25.505	21.796	23.642	120.6	8:13.345						
7	A	5:43.511	25.872	22.995	4:54.644	24.9	13:56.856						



FIA FORMULA E
CHAMPIONSHIP
2017-18

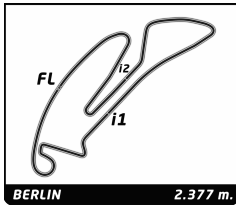


ABB FIA Formula E Championship

Round 9 - Berlin ePrix

Non Qualifying Practice 2

Analysis

Official Timekeeper TAGHeuer

Lap	Time	Sector 1	Sector 2	Sector 3	Kph	Elapsed
8 A	1:20.942	30.688	25.449	24.805	105.7	15:17.798
9 A	1:12.568	25.534	22.964	24.070	117.9	16:30.366
10 A	5:38.286 B	25.657	22.104	4:50.525	25.3	22:08.652
11 A	1:39.196	38.916	30.013	30.267	86.3	23:47.848
12 A	1:30.465	30.412	30.871	29.182	94.6	25:18.313
13 A	1:10.378	25.242	21.800	23.336	121.6	26:28.691
14 A	2:49.875 B	28.404	22.755	1:58.716	50.4	29:18.566
15 A	1:15.402	29.351	22.031	24.020	113.5	30:33.968

7 Jérôme D'AMBROSIO							BEL
DRAGON							PENSKÉ EV-2
1 B	1:49.212	48.433	30.805	29.974	78.4	1:49.212	
2 B	1:32.740	32.117	28.360	32.263	92.3	3:21.952	
3 B	1:09.682	25.133	21.427	23.122	122.8	4:31.634	
4 A	12:16.464 B	28.030	24.635	...	11.6	16:48.098	
5 A	1:34.826	37.149	28.163	29.514	90.2	18:22.924	
6 A	1:23.000	31.524	26.294	25.182	103.1	19:45.924	
7 A	1:09.966	25.228	21.625	23.113	122.3	20:55.890	
8 A	8:25.481 B	26.075	23.743	7:35.663	16.9	29:21.371	
9 A	1:21.294	34.399	23.036	23.859	105.3	30:42.665	

8 Nicolas PROST							FRA
Renault e.dams							Renault Z.E. 17
1 A	1:33.698	38.646	26.869	28.183	91.3	1:33.698	
2 A	1:25.343	29.722	28.087	27.534	100.3	2:59.041	
3 A	1:10.450	25.262	21.792	23.396	121.5	4:09.491	
4 A	7:59.352 B	28.125	27.171	7:04.056	17.9	12:08.843	
5 A	1:40.142	36.620	28.996	34.526	85.5	13:48.985	
6 A	1:11.618	25.461	22.036	24.121	119.5	15:00.603	
7 A	1:27.966	29.761	32.353	25.852	97.3	16:28.569	
8 A	1:11.174	25.535	21.951	23.688	120.2	17:39.743	
9 B	4:34.137 B	26.733	23.514	3:43.890	31.2	22:13.880	
10 B	1:37.727	35.886	30.938	30.903	87.6	23:51.607	
11 B	1:45.722	30.495	37.196	38.031	80.9	25:37.329	
12 B	1:11.101	25.438	21.836	23.827	120.4	26:48.430	
13 B	1:31.675	32.947	33.795	24.933	93.3	28:20.105	
14 B	1:30.810	25.828	23.355	41.627	94.2	29:50.915	
15 B	1:11.341	25.557	22.041	23.743	119.9	31:02.256	

9 Sébastien BUEMI							CHE
Renault e.dams							Renault Z.E. 17
1 A	1:29.971	36.824	25.402	27.745	95.1	1:29.971	
2 A	1:23.668	30.238	26.017	27.413	102.3	2:53.639	
3 A	1:10.177	25.098	21.574	23.505	121.9	4:03.816	
4 A	6:13.635 B	32.444	24.529	5:16.662	22.9	10:17.451	
5 A	1:29.289	37.502	24.437	27.350	95.8	11:46.740	
6 A	1:10.635	25.346	21.811	23.478	121.1	12:57.375	
7 A	1:38.306	32.038	34.909	31.359	87.0	14:35.681	
8 B	3:55.000 B	25.722	22.563	3:06.715	36.4	18:30.681	
9 B	1:28.529	34.967	25.613	27.949	96.7	19:59.210	
10 B	1:20.086	29.109	24.351	26.626	106.9	21:19.296	
11 B	1:09.606	25.294	21.383	22.929	122.9	22:28.902	
12 B	1:33.011	31.396	31.672	29.943	92.0	24:01.913	
13 B	1:11.021	25.508	21.903	23.610	120.5	25:12.934	
14 B	1:38.377	31.621	37.759	28.997	87.0	26:51.311	
15 B	1:11.051	25.481	21.935	23.635	120.4	28:02.362	
16 B	2:01.672	34.736	31.985	54.951	70.3	30:04.034	

200KW Personal Best Session Best B Crossing the finish line in pit lane

16 Oliver TURVEY							GBR
NIO Formula E Team							NextEV NIO Sport 003
1 A	2:23.011	1:26.544	27.992	28.475	59.8	2:23.011	
2 A	1:32.360	31.014	28.174	33.172	92.7	3:55.371	
3 A	1:09.982	25.307	21.564	23.111	122.3	5:05.353	
4 A	1:27.458	30.886	27.514	29.058	97.8	6:32.811	
5 A	1:11.178	25.437	22.332	23.409	120.2	7:43.989	
6 A	1:11.091	25.490	22.006	23.595	120.4	8:55.080	
7 A	1:25.970	32.237	28.429	25.304	99.5	10:21.050	
8 A	1:10.993	25.508	21.938	23.547	120.5	11:32.043	
9 A	1:19.162	29.107	25.145	24.910	108.1	12:51.205	
10 A	1:11.478	25.414	22.061	24.003	119.7	14:02.683	
11 A	1:29.548	32.408	30.585	26.555	95.6	15:32.231	
12 A	1:11.056	25.460	22.071	23.525	120.4	16:43.287	
13 B	6:29.093 B	26.247	22.803	5:40.043	22.0	23:12.380	
14 B	1:28.474	33.859	26.254	28.361	96.7	24:40.854	
15 B	1:26.006	29.897	28.063	28.046	99.5	26:06.860	
16 B	1:33.131	37.846	27.850	27.435	91.9	27:39.991	
17 B	1:16.594	28.163	24.308	24.123	111.7	28:56.585	
18 B	1:11.153	25.403	21.850	23.900	120.3	30:07.738	

18 André LOTTERER							DEU
TECHEETAH							Renault Z.E. 17
1 A	1:59.872	58.719	31.079	30.074	71.4	1:59.872	
2 A	1:42.253	36.766	31.926	33.561	83.7	3:42.125	
3 A	1:10.139	25.301	21.726	23.112	122.0	4:52.264	
4 A	1:19.169	26.829	26.665	25.675	108.1	6:11.433	
5 A	1:11.890	25.859	22.169	23.862	119.0	7:23.323	
6 A	3:06.112 B	26.233	22.317	2:17.562	46.0	10:29.435	
7 A	1:25.166	31.069	27.026	27.071	100.5	11:54.601	
8 A	1:11.742	25.671	22.298	23.773	119.3	13:06.343	
9 A	1:12.685	26.002	22.136	24.547	117.7	14:19.028	
10 A	1:31.866	29.505	31.433	30.928	93.1	15:50.894	
11 A	1:14.515	26.444	23.312	24.759	114.8	17:05.409	
12 A	1:14.243	26.511	23.330	24.402	115.3	18:19.652	
13 A	1:21.729	26.832	25.518	29.379	104.7	19:41.381	
14 A	1:11.447	25.622	22.102	23.723	119.8	20:52.828	
15 B	3:30.306 B	25.928	22.352	2:42.026	40.7	24:23.134	
16 B	1:30.654	35.783	27.341	27.530	94.4	25:53.788	
17 B	1:23.037	29.630	26.308	27.099	103.1	27:16.825	
18 B	1:09.568	24.909	21.503	23.156	123.0	28:26.393	

19 Felix ROSENQVIST							SWE
Mahindra Racing							Mahindra M4Electro
1 A	1:37.973	41.076	29.358	27.539	87.3	1:37.973	
2 A	1:26.333	29.394	29.198	27.741	99.1	3:04.306	
3 A	1:11.342	25.111	23.078	23.153	119.9	4:15.648	
4 A	1:10.714	25.233	21.943	23.538	121.0	5:26.362	
5 A	1:36.098	31.603	35.050	29.445	89.0	7:02.460	
6 A	1:25.017	31.503	28.861	24.653	100.7	8:27.477	
7 A	1:14.078	26.370	24.045	23.663	115.5	9:41.555	
8 A	1:10.917	25.494	21.911	23.512	120.7	10:52.472	
9 A	1:19.469	25.533	26.209	27.727	107.7	12:11.941	
10 A	1:11.020	25.353	21.947	23.720	120.5	13:22.961	
11 A	1:23.480	26.368	24.048	33.064	102.5	14:46.441	
12 A	1:29.775	31.982	32.885	24.908	95.3	16:16.216	



FIA FORMULA E
CHAMPIONSHIP
2017-18

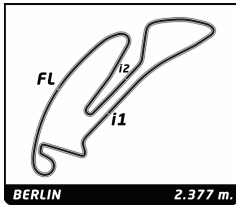


ABB FIA Formula E Championship

Round 9 - Berlin ePrix

Non Qualifying Practice 2

Analysis

Official Timekeeper TAG Heuer

Lap	Time	Sector 1	Sector 2	Sector 3	Kph	Elapsed	Lap	Time	Sector 1	Sector 2	Sector 3	Kph	Elapsed
13	A 1:11.085	25.655	21.967	23.463	120.4	17:27.301	14	B 3:01.113 B	27.158	22.604	2:11.351	47.2	23:16.653
14	B 3:57.801 B	25.778	23.649	3:08.374	36.0	21:25.102	15	B 1:30.110	35.542	29.647	24.921	95.0	24:46.763
15	B 1:29.356	34.638	27.024	27.694	95.8	22:54.458	16	B 1:09.438	24.969	21.403	23.066	123.2	25:56.201
16	B 1:18.666	29.087	25.380	24.199	108.8	24:13.124							
17	B 1:09.533	25.007	21.423	23.103	123.1	25:22.657							
18	B 1:24.835	28.862	27.139	28.834	100.9	26:47.492							
19	B 1:26.207	28.688	28.762	28.757	99.3	28:13.699							
20	B 1:11.696	25.629	21.850	24.217	119.4	29:25.395							
21	B 1:10.985	25.486	21.977	23.522	120.5	30:36.380							

20 Mitch EVANS		NZL				
Panasonic Jaguar Racing		Jaguar I-Type II				
1	A 1:56.812	56.521	30.217	30.074	73.3	1:56.812
2	A 1:34.996	33.129	28.444	33.423	90.1	3:31.808
3	A 1:09.945	25.300	21.592	23.053	122.3	4:41.753
4	A 1:17.709	27.686	24.991	25.032	110.1	5:59.462
5	A 1:15.041	26.621	23.659	24.761	114.0	7:14.503
6	A 1:14.902	26.627	23.598	24.677	114.2	8:29.405
7	A 1:14.744	26.591	23.426	24.727	114.5	9:44.149
8	A 1:15.126	26.747	23.552	24.827	113.9	10:59.275
9	A 1:28.148	29.780	29.855	28.513	97.1	12:27.423
10	A 1:11.067	25.550	21.959	23.558	120.4	13:38.490
11	B 9:46.429 B	29.337	27.530	8:49.562	14.6	23:24.919
12	B 1:39.558	37.342	32.049	30.167	86.0	25:04.477
13	B 1:22.695	30.625	27.773	24.297	103.5	26:27.172
14	B 1:10.187	25.200	21.590	23.397	121.9	27:37.359
15	B 1:27.467	32.062	27.120	28.285	97.8	29:04.826
16	B 1:10.861	25.497	21.812	23.552	120.8	30:15.687

23 Nick HEIDFELD		DEU				
Mahindra Racing		Mahindra M4Electro				
1	B 2:37.683	1:44.595	24.662	28.426	54.3	2:37.683
2	B 1:20.814	28.287	24.442	28.085	105.9	3:58.497
3	B 1:19.840	25.493	30.022	24.325	107.2	5:18.337
4	B 1:21.123	27.211	24.915	28.997	105.5	6:39.460
5	B 1:10.530	25.155	22.047	23.328	121.3	7:49.990
6	A 11:53.740 B	29.314	27.243	...	12.0	19:43.730
7	A 1:20.726	30.991	24.304	25.431	106.0	21:04.456
8	A 1:20.750	26.413	25.247	29.090	106.0	22:25.206
9	A 1:10.037	25.059	21.745	23.233	122.2	23:35.243
10	A 5:03.952 B	26.953	24.539	4:12.460	28.2	28:39.195

25 Jean-Eric VERGNE		FRA				
TECHEETAH		Renault Z.E. 17				
1	A 2:17.781	1:19.726	28.505	29.550	62.1	2:17.781
2	A 1:32.600	31.685	28.201	32.714	92.4	3:50.381
3	A 1:09.783	25.127	21.598	23.058	122.6	5:00.164
4	A 1:19.209	30.055	24.551	24.603	108.0	6:19.373
5	A 1:14.743	26.674	23.373	24.696	114.5	7:34.116
6	A 1:13.549	26.090	22.914	24.545	116.3	8:47.665
7	A 1:13.445	26.335	22.823	24.287	116.5	10:01.110
8	A 1:13.668	26.384	22.897	24.387	116.2	11:14.778
9	A 3:52.335 B	26.534	23.048	3:02.753	36.8	15:07.113
10	A 1:27.813	33.479	27.916	26.418	97.4	16:34.926
11	A 1:11.021	25.539	21.921	23.561	120.5	17:45.947
12	A 1:18.527	26.782	25.387	26.358	109.0	19:04.474
13	A 1:11.066	25.543	21.877	23.646	120.4	20:15.540

27 Stéphane SARRAZIN		FRA				
Andretti Formula E		Andretti ATEC-03				
1	A 1:44.312	47.653	27.621	29.038	82.0	1:44.312
2	A 1:29.058	31.539	27.126	30.393	96.1	3:13.370
3	A 1:10.735	25.558	21.863	23.314	121.0	4:24.105
4	A 1:22.662	28.720	25.411	28.531	103.5	5:46.767
5	A 1:12.058	25.713	22.294	24.051	118.8	6:58.825
6	A 1:23.838	28.749	27.617	27.472	102.1	8:22.663
7	A 1:11.693	25.643	22.253	23.797	119.4	9:34.356
8	A 1:29.099	28.835	33.870	26.394	96.0	11:03.455
9	A 1:12.142	25.631	22.200	24.311	118.6	12:15.597
10	A 1:24.982	27.460	29.527	27.995	100.7	13:40.579
11	A 1:11.701	25.743	22.209	23.749	119.3	14:52.280
12	B 7:37.704 B	27.433	23.113	6:47.158	18.7	22:29.984
13	B 1:25.796	32.505	25.843	27.448	99.7	23:55.780
14	B 1:29.657	30.866	28.162	30.629	95.4	25:25.437
15	B 1:18.154	29.986	24.603	23.565	109.5	26:43.591
16	B 1:23.379	27.691	27.350	28.338	102.6	28:06.970
17	B 1:11.636	25.751	22.244	23.641	119.5	29:18.606
18	B 1:11.772	25.756	22.234	23.782	119.2	30:30.378

28 Antonio Felix DA COSTA		PRT				
Andretti Formula E		Andretti ATEC-03				
1	A 1:42.473	46.129	27.622	28.722	83.5	1:42.473
2	A 1:28.930	31.464	26.731	30.735	96.2	3:11.403
3	A 1:10.434	25.367	21.728	23.339	121.5	4:21.837
4	B 3:57.876 B	28.096	23.984	3:05.796	36.0	8:19.713
5	B 1:30.684	35.278	28.158	27.248	94.4	9:50.397
6	B 1:21.794	30.582	25.843	25.369	104.6	11:12.191
7	B 1:11.352	25.578	22.083	23.691	119.9	12:23.543
8	B 1:29.299	32.544	30.413	26.342	95.8	13:52.842
9	B 1:11.446	25.601	22.152	23.693	119.8	15:04.288
10	B 1:46.411	31.932	45.739	28.740	80.4	16:50.699
11	B 1:11.189	25.482	22.012	23.695	120.2	18:01.888
12	A 4:31.717 B	33.057	25.943	3:32.717	31.5	22:33.605
13	A 1:31.614	34.984	28.568	28.062	93.4	24:05.219
14	A 1:25.438	30.662	28.067	26.709	100.2	25:30.657
15	A 1:11.355	25.341	22.695	23.319	119.9	26:42.012

36 Alex LYNN		GBR				
DS Virgin Racing		DS Virgin DSV-03				
1	A 2:40.392	1:45.473	27.024	27.895	53.4	2:40.392
2	A 1:24.710	29.516	26.041	29.153	101.0	4:05.102
3	A 1:10.334	25.253	21.867	23.214	121.7	5:15.436
4	A 1:30.392	31.775	29.445	29.172	94.7	6:45.828
5	A 1:10.815	25.319	22.041	23.455	120.8	7:56.643
6	A 1:34.082	31.266	34.604	28.212	91.0	9:30.725
7	A 1:11.083	25.439	22.006	23.638	120.4	10:41.808
8	A 1:37.984	32.428	35.610	29.946	87.3	12:19.792
9	A 1:11.329	25.600	22.235	23.494	120.0	13:31.121
10	A 1:27.681	32.240	28.457	26.984	97.6	14:58.802
11	A 1:11.148	25.406	22.094	23.648	120.3	16:09.950
12	B 5:47.069 B	29.584	22.441	4:55.044	24.7	21:57.019



FIA FORMULA E
CHAMPIONSHIP
2017-18

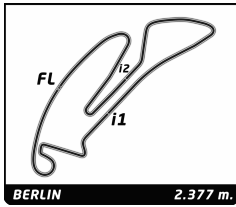


ABB FIA Formula E Championship

Round 9 - Berlin ePrix

Non Qualifying Practice 2

Analysis

Official Timekeeper TAG Heuer

■ 200KW ■ Personal Best ■ Session Best ■ Crossing the finish line in pit lane

Lap	Time	Sector 1	Sector 2	Sector 3	Kph	Elapsed	Lap	Time	Sector 1	Sector 2	Sector 3	Kph	Elapsed
13	B 1:42.678	44.298	29.865	28.515	83.3	23:39.697							
14	B 1:22.361	■ 29.792	27.315	25.254	103.9	25:02.058							
15	B 1:09.883	■ 25.008	21.708	23.167	122.5	26:11.941							
16	B 1:24.637	■ 29.308	28.816	26.513	101.1	27:36.578							
17	B 1:11.359	25.741	22.033	23.585	119.9	28:47.937							
18	B 1:23.860	33.641	26.725	23.494	102.0	30:11.797							

66 Daniel ABT		DEU				
Audi Sport ABT Schaeffler		Audi e-tron FE04				
1	B 2:08.516	1:07.966	30.260	30.290	66.6	2:08.516
2	B 1:38.226	■ 32.430	32.823	32.973	87.1	3:46.742
3	B 1:09.735	■ 25.001	21.676	23.058	122.7	4:56.477
4	A 5:27.794	■ 26.307	24.473	4:37.014	26.1	10:24.271
5	A 1:25.882	33.682	23.635	28.565	99.6	11:50.153
6	A 1:13.007	25.337	22.156	25.514	117.2	13:03.160
7	A 1:10.475	25.229	21.795	23.451	121.4	14:13.635
8	B 9:13.294	■ 25.413	21.934	8:25.947	15.5	23:26.929
9	B 1:40.731	40.006	32.705	28.020	85.0	25:07.660
10	B 1:31.010	■ 31.244	26.257	33.509	94.0	26:38.670
11	B 1:09.636	■ 25.106	21.395	23.135	122.9	27:48.306
12	B 1:17.841	■ 27.400	25.992	24.449	109.9	29:06.147
13	B 1:13.756	25.505	23.588	24.663	116.0	30:19.903

68 Luca FILIPPI		ITA				
NIO Formula E Team		NextEV NIO Sport 003				
1	A 2:47.030	1:46.314	30.157	30.559	51.2	2:47.030
2	A 1:21.573	■ 28.424	24.053	29.096	104.9	4:08.603
3	A 1:10.426	■ 25.342	21.777	23.307	121.5	5:19.029
4	A 1:23.058	■ 28.451	26.542	28.065	103.0	6:42.087
5	A 1:11.679	25.655	22.125	23.899	119.4	7:53.766
6	A 1:12.610	25.969	22.740	23.901	117.9	9:06.376
7	A 1:15.663	27.260	23.665	24.738	113.1	10:22.039
8	A 1:14.886	26.907	23.003	24.976	114.3	11:36.925
9	A 1:15.540	27.644	22.946	24.950	113.3	12:52.465
10	A 1:14.923	26.785	23.084	25.054	114.2	14:07.388
11	B 5:52.276	■ 27.433	23.009	5:01.834	24.3	19:59.664
12	B 1:29.513	32.990	28.327	28.196	95.6	21:29.177
13	B 1:17.986	■ 28.892	24.828	24.266	109.7	22:47.163
14	B 1:10.693	■ 25.228	21.962	23.503	121.0	23:57.856
15	B 1:12.934	■ 25.648	23.044	24.242	117.3	25:10.790
16	B 1:11.920	25.968	22.229	23.723	119.0	26:22.710
17	B 1:12.383	25.750	22.388	24.245	118.2	27:35.093
18	B 1:11.858	25.912	22.186	23.760	119.1	28:46.951
19	B 1:11.975	25.833	22.251	23.891	118.9	29:58.926
20	B 1:12.213	26.026	22.195	23.992	118.5	31:11.139