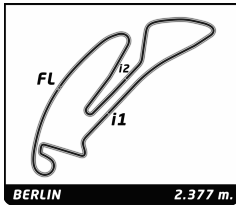




FIA FORMULA E  
CHAMPIONSHIP  
2017-18



# ABB FIA Formula E Championship

## Round 9 - Berlin ePrix

### Non Qualifying Practice 1

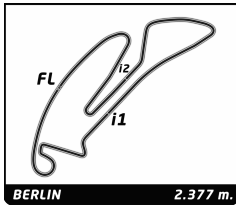
Analysis

Official Timekeeper TAGHeuer

Lap	Time	Sector 1	Sector 2	Sector 3	Kph	Elapsed	Lap	Time	Sector 1	Sector 2	Sector 3	Kph	Elapsed		
<b>1 Lucas DI GRASSI</b> BRA							4 A 1:11.181 <b>25.354</b> 22.127 23.700 120.2 6:48.333								
Audi Sport ABT Schaeffler Audi e-tron FE04							5 A 1:11.103 25.439 22.130 <b>23.534</b> 120.3 7:59.436								
1	A	1:23.217	35.059	23.384	24.774	102.8	1:23.217	6	A	1:18.280	29.752	23.904	24.624	109.3	9:17.716
2	A	1:13.476	26.558	22.659	24.259	116.5	2:36.693	7	A	1:16.031	26.949	24.275	24.807	112.5	10:33.747
3	A	1:56.882	33.582	51.988	31.312	73.2	4:33.575	8	A	1:15.664	26.806	24.029	24.829	113.1	11:49.411
4	A	1:12.659	26.186	22.496	23.977	117.8	5:46.234	9	A	1:15.585	26.997	23.934	24.654	113.2	13:04.996
5	A	1:12.980	26.423	22.413	24.144	117.3	6:59.214	10	A	1:15.161	26.892	23.628	24.641	113.9	14:20.157
6	A	1:13.383	26.430	22.639	24.314	116.6	8:12.597	11	A	1:15.054	26.883	23.562	24.609	114.0	15:35.211
7	A	1:13.217	26.466	22.694	24.057	116.9	9:25.814	12	B	16:45.505 B	26.710	40.441	...	8.5	32:20.716
8	A	1:13.490	26.493	22.639	24.358	116.4	10:39.304	13	B	1:35.717	38.388	31.503	25.826	89.4	33:56.433
9	B	5:18.850 B	26.222	22.644	4:29.984	26.8	15:58.154	14	B	1:14.679	25.461	24.668	24.550	114.6	35:11.112
10	B	14:44.175 B	45.615	59.604	...	9.7	30:42.329	15	B	<b>1:10.995</b>	25.426	21.958	23.611	120.5	36:22.107
11	B	1:26.457	32.381	26.204	27.872	99.0	32:08.786	16	B	1:29.349	34.517	31.254	23.578	95.8	37:51.456
12	B	1:19.487	29.247	25.439	24.801	107.7	33:28.273	17	B	1:11.558	25.624	<b>21.942</b>	23.992	119.6	39:03.014
13	B	1:16.106	<b>25.303</b>	25.161	25.642	112.4	34:44.379	18	B	1:15.494	27.450	23.447	24.597	113.3	40:18.508
14	B	1:13.870	26.364	22.590	24.916	115.8	35:58.249	19	B	1:15.201	26.667	23.601	24.933	113.8	41:33.709
15	B	1:11.098	25.580	22.041	<b>23.477</b>	120.4	37:09.347	20	B	1:14.944	26.686	23.380	24.878	114.2	42:48.653
16	B	1:27.970	28.845	28.755	30.370	97.3	38:37.317	21	B	1:14.907	26.787	23.530	24.590	114.2	44:03.560
17	B	1:10.800	25.343	21.901	23.556	120.9	39:48.117	22	B	1:14.784	26.802	23.325	24.657	114.4	45:18.344
18	B	1:34.771	30.056	32.150	32.565	90.3	41:22.888	<b>4 Tom DILLMANN</b> FRA							
19	B	<b>1:10.687</b>	25.396	<b>21.697</b>	23.594	121.1	42:33.575	Venturi Formula E Team Venturi VM200-FE-03							
20	B	1:36.769	30.046	30.344	36.379	88.4	44:10.344	1	B	1:47.173	52.678	27.488	27.007	79.8	1:47.173
21	B	1:13.391	25.486	23.729	24.176	116.6	45:23.735	2	B	1:36.584	28.326	25.832	42.426	88.6	3:23.757
<b>2 Sam BIRD</b> GBR							3 B 1:30.832 43.676 23.047 24.109 94.2 4:54.589								
DS Virgin Racing DS Virgin DSV-03							4 B 1:11.622 25.651 22.172 23.799 119.5 6:06.211								
1	B	1:27.722	38.315	23.945	25.462	97.5	1:27.722	5	A	3:56.801 B	25.827	22.122	3:08.852	36.1	10:03.012
2	B	1:16.485	26.400	24.168	25.917	111.9	2:44.207	6	A	1:18.478	30.067	23.294	25.117	109.0	11:21.490
3	B	1:51.482	42.794	43.191	25.497	76.8	4:35.689	7	A	1:13.774	26.492	22.850	24.432	116.0	12:35.264
4	B	1:14.629	26.671	23.333	24.625	114.7	5:50.318	8	A	1:14.270	26.346	23.216	24.708	115.2	13:49.534
5	B	1:13.930	26.401	23.111	24.418	115.7	7:04.248	9	A	1:14.052	26.560	22.955	24.537	115.6	15:03.586
6	B	1:15.207	26.414	23.502	25.291	113.8	8:19.455	10	A	1:22.944	26.593	23.136	33.215	103.2	16:26.530
7	B	1:14.484	26.635	23.198	24.651	114.9	9:33.939	11	B	14:32.509 B	51.842	1:00.006	...	9.8	30:59.039
8	B	1:19.924	28.759	25.268	25.897	107.1	10:53.863	12	B	1:28.015	32.800	28.365	26.850	97.2	32:27.054
9	B	1:13.793	26.153	23.125	24.515	116.0	12:07.656	13	B	1:15.228	27.048	23.264	24.916	113.8	33:42.282
10	B	1:13.352	26.481	22.654	24.217	116.7	13:21.008	14	B	<b>1:11.136</b>	<b>25.391</b>	<b>22.063</b>	<b>23.682</b>	120.3	34:53.418
11	B	1:13.328	26.243	22.638	24.447	116.7	14:34.336	15	B	1:20.863	27.559	25.172	28.132	105.8	36:14.281
12	B	1:13.125	26.125	22.749	24.251	117.0	15:47.461	16	B	1:15.384	25.739	23.407	26.238	113.5	37:29.665
13	A	15:08.247 B	26.632	59.901	...	9.4	30:55.708	17	B	1:11.620	25.643	22.173	23.804	119.5	38:41.285
14	A	1:27.499	33.186	27.146	27.167	97.8	32:23.207	18	B	1:11.927	25.693	22.238	23.996	119.0	39:53.212
15	A	1:31.247	28.977	24.878	37.392	93.8	33:54.454	19	B	1:33.381	28.041	34.866	30.474	91.6	41:26.593
16	A	1:11.033	25.509	22.038	23.486	120.5	35:05.487	20	B	1:12.889	25.844	22.304	24.741	117.4	42:39.482
17	A	1:26.471	29.270	31.334	25.867	99.0	36:31.958	<b>5 Maro ENGEL</b> DEU							
18	A	1:10.885	<b>25.305</b>	21.943	23.637	120.7	37:42.843	Venturi Formula E Team Venturi VM200-FE-03							
19	A	1:33.133	29.789	37.136	26.208	91.9	39:15.976	1	B	1:43.713	53.301	23.353	27.059	82.5	1:43.713
20	A	1:25.761	25.458	32.397	27.906	99.8	40:41.737	2	B	1:27.496	26.280	25.131	36.085	97.8	3:11.209
21	A	1:11.370	25.557	22.031	23.782	119.9	41:53.107	3	B	1:36.059	48.686	23.366	24.007	89.1	4:47.268
22	A	1:40.348	32.996	39.298	28.054	85.3	43:33.455	4	B	1:11.800	25.577	22.558	23.665	119.2	5:59.068
23	A	<b>1:10.824</b>	25.530	<b>21.847</b>	<b>23.447</b>	120.8	44:44.279	5	B	<b>1:11.326</b>	<b>25.557</b>	<b>22.068</b>	23.701	120.0	7:10.394
24	A	1:18.370	27.646	27.053	23.671	109.2	46:02.649	6	B	1:11.578	25.618	22.157	23.803	119.6	8:21.972
<b>3 Nelson PIQUET</b> BRA							7 A 5:00.380 B 32.987 28.517 3:58.876 28.5 13:22.352								
Panasonic Jaguar Racing Jaguar I-Type II							8 A 1:18.686 30.205 23.560 24.921 108.8 14:41.038								
1	A	2:24.980	1:28.466	28.415	28.099	59.0	2:24.980	9	A	1:11.505	25.866	22.078	<b>23.561</b>	119.7	15:52.543
2	A	2:00.873	34.580	1:00.735	25.558	70.8	4:25.853	10	A	15:05.615 B	33.442	59.921	...	9.4	30:58.158
3	A	1:11.299	25.394	22.161	23.744	120.0	5:37.152	11	A	1:21.993	31.127	24.568	26.298	104.4	32:20.151
							12 A 1:14.005 26.162 23.232 24.611 115.6 33:34.156								



FIA FORMULA E  
CHAMPIONSHIP  
2017-18



# ABB FIA Formula E Championship

## Round 9 - Berlin ePrix

### Non Qualifying Practice 1

Analysis

Official Timekeeper TAG Heuer

Lap	Time	Sector 1	Sector 2	Sector 3	Kph	Elapsed	Lap	Time	Sector 1	Sector 2	Sector 3	Kph	Elapsed
13	A 1:14.755	26.722	23.225	24.808	114.5	34:48.911	21	A 1:21.899	29.169	25.180	27.550	104.5	45:16.766
14	A 1:13.936	26.324	23.120	24.492	115.7	36:02.847	<b>8</b> <b>Nicolas PROST</b> <span style="float:right">FRA</span>						
15	A 1:14.346	26.611	23.050	24.685	115.1	37:17.193	Renault e.dams <span style="float:right">Renault Z.E. 17</span>						
16	A 1:14.498	26.783	23.122	24.593	114.9	38:31.691	1	A 2:00.378	1:10.253	25.007	25.118	71.1	2:00.378
17	A 1:20.300	26.641	23.144	30.515	106.6	39:51.991	2	A 1:43.293	26.683	24.146	52.464	82.8	3:43.671
18	A 1:22.977	26.840	27.476	28.661	103.1	41:14.968	3	A 1:24.188	36.792	22.918	24.478	101.6	5:07.859
19	A 1:14.910	25.585	24.656	24.669	114.2	42:29.878	4	A 1:14.616	26.682	23.300	24.634	114.7	6:22.475
20	A 1:11.635	25.644	22.245	23.746	119.5	43:41.513	5	A 1:13.494	26.053	22.963	24.478	116.4	7:35.969
21	A 1:14.506	27.039	22.747	24.720	114.9	44:56.019	6	A 1:13.820	26.370	23.033	24.417	115.9	8:49.789
22	A 1:14.239	25.602	22.301	26.336	115.3	46:10.258	7	A 1:13.628	26.240	22.892	24.496	116.2	10:03.417
<b>6</b> <b>José Maria LOPEZ</b> <span style="float:right">ARG</span>							8	A 1:14.205	26.190	23.699	24.316	115.3	11:17.622
DRAGON <span style="float:right">PENSKE EV-2</span>							9	A 1:13.857	26.314	23.035	24.508	115.9	12:31.479
1	B 1:55.523	1:05.926	24.824	24.773	74.1	1:55.523	10	A 1:13.749	26.491	22.861	24.397	116.0	13:45.228
2	B 1:37.020	26.639	23.335	47.046	88.2	3:32.543	11	A 1:13.709	26.379	22.717	24.613	116.1	14:58.937
3	B 1:28.623	41.026	23.322	24.275	96.6	5:01.166	12	B 15:41.572 <b>B</b>	26.220	23.047	...	9.1	30:40.509
4	B 1:15.362	27.581	23.334	24.447	113.5	6:16.528	13	B 1:22.550	31.685	24.354	26.511	103.7	32:03.059
5	B 1:13.759	26.286	23.129	24.344	116.0	7:30.287	14	B 1:20.875	28.322	25.901	26.652	105.8	33:23.934
6	B 1:13.682	26.302	22.938	24.442	116.1	8:43.969	15	B 1:11.377	25.416	22.242	23.719	119.9	34:35.311
7	B 1:13.805	26.200	23.058	24.547	115.9	9:57.774	16	B 1:20.815	30.906	24.944	24.965	105.9	35:56.126
8	B 1:31.933	27.852	29.593	34.488	93.1	11:29.707	17	B 1:11.174	25.490	21.968	23.716	120.2	37:07.300
9	B 1:13.895	26.388	22.932	24.575	115.8	12:43.602	18	A 2:41.218 <b>B</b>	26.772	23.274	1:51.172	53.1	39:48.518
10	B 1:14.042	26.453	22.954	24.635	115.6	13:57.644	19	A 1:21.259	33.365	23.249	24.645	105.3	41:09.777
11	B 1:14.191	26.493	22.975	24.723	115.3	15:11.835	20	A 1:15.772	26.943	23.949	24.880	112.9	42:25.549
12	B 16:04.107 <b>B</b>	26.336	22.992	...	8.9	31:15.942	21	A <b>1:10.783</b>	<b>25.356</b>	<b>21.873</b>	<b>23.554</b>	120.9	43:36.332
13	B 1:36.377	37.496	30.193	28.688	88.8	32:52.319	22	A 1:18.069	26.871	25.056	26.142	109.6	44:54.401
14	B 1:21.817	30.543	26.299	24.975	104.6	34:14.136	23	A 1:11.308	25.714	22.007	23.587	120.0	46:05.709
15	A 3:18.817 <b>B</b>	26.540	<b>21.973</b>	2:30.304	43.0	37:32.953	<b>9</b> <b>Sébastien BUEMI</b> <span style="float:right">CHE</span>						
16	A 1:36.401	31.695	32.838	31.868	88.8	39:09.354	Renault e.dams <span style="float:right">Renault Z.E. 17</span>						
17	A 1:18.419	27.920	25.088	25.411	109.1	40:27.773	1	A 1:57.701	1:08.926	24.333	24.442	72.7	1:57.701
18	A 1:16.107	25.677	22.613	27.817	112.4	41:43.880	2	A 1:35.499	26.374	22.727	46.398	89.6	3:33.200
19	A <b>1:11.338</b>	<b>25.615</b>	21.992	<b>23.731</b>	120.0	42:55.218	3	A 1:28.761	41.243	23.250	24.268	96.4	5:01.961
20	A 1:16.370	25.758	24.605	26.007	112.0	44:11.588	4	A 1:13.831	26.420	22.951	24.460	115.9	6:15.792
21	A 1:13.263	25.790	23.515	23.958	116.8	45:24.851	5	A 1:13.411	26.094	22.833	24.484	116.6	7:29.203
<b>7</b> <b>Jérôme D'AMBROSIO</b> <span style="float:right">BEL</span>							6	A 1:13.451	26.380	22.813	24.258	116.5	8:42.654
DRAGON <span style="float:right">PENSKE EV-2</span>							7	A 1:13.177	26.118	22.668	24.391	116.9	9:55.831
1	B 1:41.481	48.540	25.682	27.259	84.3	1:41.481	8	A 1:13.251	26.275	22.661	24.315	116.8	11:09.082
2	B 1:40.824	28.016	27.178	45.630	84.9	3:22.305	9	A 1:13.216	26.184	22.755	24.277	116.9	12:22.298
3	B 1:33.423	44.577	24.134	24.712	91.6	4:55.728	10	A 1:13.488	26.443	22.701	24.344	116.4	13:35.786
4	B 1:13.662	26.372	22.918	24.372	116.2	6:09.390	11	A 1:13.234	26.236	22.697	24.301	116.8	14:49.020
5	B 1:14.434	26.258	23.586	24.590	115.0	7:23.824	12	A 1:13.583	26.355	22.762	24.466	116.3	16:02.603
6	B 1:22.715	28.380	23.813	30.522	103.5	8:46.539	13	B 14:35.422 <b>B</b>	39.034	1:00.162	...	9.8	30:38.025
7	B 1:11.722	25.821	22.066	23.835	119.3	9:58.261	14	B 1:23.286	33.521	23.918	25.847	102.7	32:01.311
8	B 1:16.338	26.889	24.903	24.546	112.1	11:14.599	15	B 1:19.013	27.811	24.877	26.325	108.3	33:20.324
9	B 1:11.339	25.705	22.021	23.613	120.0	12:25.938	16	B 1:11.060	25.347	21.802	23.911	120.4	34:31.384
10	A 18:44.165 <b>B</b>	25.743	23.362	...	7.6	31:10.103	17	B 1:37.931	31.520	40.718	25.693	87.4	36:09.315
11	A 1:25.202	31.981	26.487	26.734	100.4	32:35.305	18	B 1:10.624	<b>25.289</b>	21.812	23.523	121.2	37:19.939
12	A 1:16.286	25.562	23.708	27.016	112.2	33:51.591	19	A 2:57.848 <b>B</b>	28.401	23.129	2:06.318	48.1	40:17.787
13	A 1:17.451	25.954	27.169	24.328	110.5	35:09.042	20	A 1:30.865	38.934	24.916	27.015	94.2	41:48.652
14	A 1:11.256	25.550	21.981	23.725	120.1	36:20.298	21	A 1:22.096	29.360	25.489	27.247	104.2	43:10.748
15	A 1:25.738	27.853	27.297	30.588	99.8	37:46.036	22	A <b>1:10.171</b>	<b>25.295</b>	<b>21.639</b>	<b>23.237</b>	121.9	44:20.919
16	A <b>1:11.193</b>	25.678	<b>21.950</b>	<b>23.565</b>	120.2	38:57.229	23	A 1:18.626	27.565	24.975	26.086	108.8	45:39.545
17	A 1:19.673	25.708	28.394	25.571	107.4	40:16.902	<b>16</b> <b>Oliver TURVEY</b> <span style="float:right">GBR</span>						
18	A 1:11.527	25.542	22.253	23.732	119.6	41:28.429	NIO Formula E Team <span style="float:right">NextEV NIO Sport 003</span>						
19	A 1:15.113	26.952	22.834	25.327	113.9	42:43.542	1	A 2:19.640	1:26.236	26.741	26.663	61.3	2:19.640
20	A 1:11.325	<b>25.528</b>	22.133	23.664	120.0	43:54.867							



FIA FORMULA E  
CHAMPIONSHIP  
2017-18

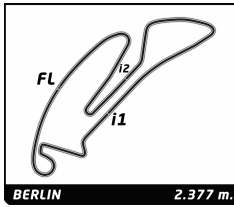


ABB FIA Formula E Championship  
Round 9 - Berlin ePrix  
Non Qualifying Practice 1

Analysis

Official Timekeeper TAGHeuer

Lap	Time	Sector 1	Sector 2	Sector 3	Kph	Elapsed	Lap	Time	Sector 1	Sector 2	Sector 3	Kph	Elapsed
2	A 1:53.485	27.328	51.121	35.036	75.4	4:13.125	9	B 1:13.638	26.341	22.839	24.458	116.2	11:51.917
3	A 1:11.660	25.813	22.254	23.593	119.4	5:24.785	10	B 1:11.074	25.612	21.838	23.624	120.4	13:02.991
4	A 1:11.318	25.397	22.415	23.506	120.0	6:36.103	11	B 1:27.040	29.844	30.584	26.612	98.3	14:30.031
5	A 1:11.090	25.575	22.021	23.494	120.4	7:47.193	12	B 1:10.851	25.458	21.894	23.499	120.8	15:40.882
6	A 1:11.531	25.808	22.153	23.570	119.6	8:58.724	13	A 15:40.634B	32.287	57.428	...	9.1	31:21.516
7	A 1:25.391	25.814	30.508	29.069	100.2	10:24.115	14	A 1:27.009	34.000	25.642	27.367	98.3	32:48.525
8	A 1:11.295	25.596	22.003	23.696	120.0	11:35.410	15	A 1:17.857	28.946	25.138	23.773	109.9	34:06.382
9	A 1:11.734	25.786	22.073	23.875	119.3	12:47.144	16	A 1:18.660	25.459	28.427	24.774	108.8	35:25.042
10	A 1:19.784	28.800	25.502	25.482	107.3	14:06.928	17	A 1:10.543	25.297	21.727	23.519	121.3	36:35.585
11	A 1:14.869	26.798	23.436	24.635	114.3	15:21.797	18	A 1:34.301	30.623	32.029	31.649	90.7	38:09.886
12	B 15:32.652B	26.615	22.882	...	9.2	30:54.449	19	A 1:24.596	32.191	27.816	24.589	101.2	39:34.482
13	B 1:26.957	33.632	26.738	26.587	98.4	32:21.406	20	A 1:20.488	25.442	25.451	29.595	106.3	40:54.970
14	B 1:18.622	28.362	25.183	25.077	108.8	33:40.028	21	A 1:11.079	25.488	22.084	23.507	120.4	42:06.049
15	B 1:10.588	25.365	21.865	23.358	121.2	34:50.616	22	A 1:34.534	31.063	35.458	28.013	90.5	43:40.583
16	B 1:28.733	30.006	29.629	29.098	96.4	36:19.349	23	A 1:21.391	32.734	22.494	26.163	105.1	45:01.974
17	B 1:10.781	25.394	21.998	23.389	120.9	37:30.130							
18	B 1:19.850	28.087	25.349	26.414	107.2	38:49.980							
19	B 1:14.320	26.360	23.407	24.553	115.1	40:04.300							
20	B 1:13.714	26.451	22.799	24.464	116.1	41:18.014							
21	B 1:13.477	26.356	22.758	24.363	116.5	42:31.491							
22	B 1:13.864	26.488	22.881	24.495	115.9	43:45.355							
23	B 1:14.032	26.610	22.890	24.532	115.6	44:59.387							
24	B 1:13.971	26.482	23.112	24.377	115.7	46:13.358							

18		André LOTTERER		DEU		
		TECHEETAH		Renault Z.E. 17		
1	A 1:29.291	40.772	23.767	24.752	95.8	1:29.291
2	A 1:14.539	26.514	23.035	24.990	114.8	2:43.830
3	A 1:47.027	36.817	45.415	24.795	80.0	4:30.857
4	A 1:14.036	26.494	22.993	24.549	115.6	5:44.893
5	A 1:13.913	26.624	22.642	24.647	115.8	6:58.806
6	A 1:14.804	27.379	22.956	24.469	114.4	8:13.610
7	A 1:13.708	26.382	22.814	24.512	116.1	9:27.318
8	A 1:13.232	26.078	22.453	24.701	116.9	10:40.550
9	A 1:13.437	26.397	22.426	24.614	116.5	11:53.987
10	A 1:13.366	26.221	22.498	24.647	116.6	13:07.353
11	B 17:52.628B	26.064	22.974	...	8.0	30:59.981
12	B 1:29.864	34.467	30.032	25.365	95.2	32:29.845
13	B 1:12.980	25.947	22.275	24.758	117.3	33:42.825
14	B 1:11.161	25.531	21.963	23.667	120.3	34:53.986
15	B 1:31.245	31.278	35.683	24.284	93.8	36:25.231
16	B 1:11.354	25.605	22.048	23.701	119.9	37:36.585
17	A 3:50.049B	25.623	22.239	3:02.187	37.2	41:26.634
18	A 1:17.785	29.989	22.593	25.203	110.0	42:44.419
19	A 1:11.258	25.678	22.043	23.537	120.1	43:55.677
20	A 1:12.064	26.123	22.214	23.727	118.7	45:07.741

19		Felix ROSENQVIST		SWE		
		Mahindra Racing		Mahindra M4Electro		
1	B 1:26.928	37.868	23.372	25.688	98.4	1:26.928
2	B 1:14.587	25.408	25.080	24.099	114.7	2:41.515
3	B 1:48.704	35.382	48.862	24.460	78.7	4:30.219
4	B 1:13.655	26.480	22.803	24.372	116.2	5:43.874
5	B 1:13.613	26.258	22.728	24.627	116.2	6:57.487
6	B 1:13.464	26.276	22.668	24.520	116.5	8:10.951
7	B 1:13.740	26.397	22.948	24.395	116.0	9:24.691
8	B 1:13.588	26.458	22.744	24.386	116.3	10:38.279

20		Mitch EVANS		NZL		
		Panasonic Jaguar Racing		Jaguar I-Type II		
1	A 2:04.002	1:04.647	31.617	27.738	69.0	2:04.002
2	A 1:43.592	25.518	23.251	54.823	82.6	3:47.594
3	A 1:23.590	37.072	22.836	23.682	102.4	5:11.184
4	A 1:16.041	25.500	22.259	28.282	112.5	6:27.225
5	A 1:11.337	25.565	22.155	23.617	120.0	7:38.562
6	A 1:15.098	26.723	23.649	24.726	113.9	8:53.660
7	A 1:14.849	26.681	23.470	24.698	114.3	10:08.509
8	A 1:14.937	26.636	23.462	24.839	114.2	11:23.446
9	A 1:14.870	26.678	23.478	24.714	114.3	12:38.316
10	A 1:25.382	29.635	30.779	24.968	100.2	14:03.698
11	A 1:11.181	25.682	21.932	23.567	120.2	15:14.879
12	B 16:21.436B	27.282	23.225	...	8.7	31:36.315
13	B 1:27.914	33.822	26.964	27.128	97.3	33:04.229
14	B 1:16.228	28.636	23.372	24.220	112.3	34:20.457
15	B 1:10.741	25.460	21.850	23.431	121.0	35:31.198
16	B 1:20.055	28.436	26.860	24.759	106.9	36:51.253
17	B 1:10.858	25.497	21.871	23.490	120.8	38:02.111
18	B 3:36.922B	27.626	27.046	2:42.250	39.4	41:39.033
19	B 1:24.091	34.046	24.071	25.974	101.8	43:03.124
20	B 1:14.300	25.729	21.971	26.600	115.2	44:17.424
21	B 1:11.292	25.508	22.185	23.599	120.0	45:28.716

23		Nick HEIDFELD		DEU		
		Mahindra Racing		Mahindra M4Electro		
1	A 2:34.107	1:30.456	30.400	33.251	55.5	2:34.107
2	A 1:54.157	33.041	54.602	26.514	75.0	4:28.264
3	A 1:10.731	25.336	22.088	23.307	121.0	5:38.995
4	A 1:14.362	26.751	23.071	24.540	115.1	6:53.357
5	B 24:17.925B	26.281	22.356	...	5.9	31:11.282
6	B 1:21.323	31.336	23.347	26.640	105.2	32:32.605
7	B 1:14.288	26.555	23.235	24.498	115.2	33:46.893
8	B 1:14.137	26.714	23.089	24.334	115.4	35:01.030
9	A 6:31.936B	26.652	23.545	5:41.739	21.8	41:32.966
10	A 1:27.776	33.333	27.804	26.639	97.5	43:00.742
11	A 1:29.424	27.744	27.079	34.601	95.7	44:30.166
12	A 1:09.697	24.995	21.609	23.093	122.8	45:39.863

25		Jean-Eric VERGNE		FRA	
		TECHEETAH		Renault Z.E. 17	



FIA FORMULA E CHAMPIONSHIP 2017-18

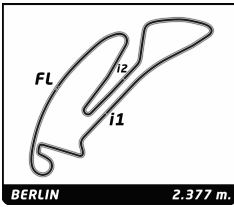


ABB FIA Formula E Championship Round 9 - Berlin ePrix Non Qualifying Practice 1

Analysis

Official Timekeeper TAGHeuer

Table with 14 columns: Lap, Time, Sector 1, Sector 2, Sector 3, Kph, Elapsed. Contains data for drivers Alex LYNN and Stéphane SARRAZIN.

Table for driver Stéphane SARRAZIN (FRA) with columns: Lap, Time, Sector 1, Sector 2, Sector 3, Kph, Elapsed.

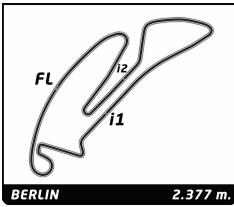
Table for driver Antonio Felix DA COSTA (PRT) with columns: Lap, Time, Sector 1, Sector 2, Sector 3, Kph, Elapsed.

Table for driver Alex LYNN (GBR) with columns: Lap, Time, Sector 1, Sector 2, Sector 3, Kph, Elapsed.

Table for driver Daniel ABT (DEU) with columns: Lap, Time, Sector 1, Sector 2, Sector 3, Kph, Elapsed.



FIA FORMULA E  
CHAMPIONSHIP  
2017-18



# ABB FIA Formula E Championship

## Round 9 - Berlin ePrix

### Non Qualifying Practice 1

## Analysis

Official Timekeeper TAGHeuer

■ 200KW ■ Personal Best ■ Session Best ■ B Crossing the finish line in pit lane

Lap		Time	Sector 1	Sector 2	Sector 3	Kph	Elapsed	Lap	Time	Sector 1	Sector 2	Sector 3	Kph	Elapsed
15	B	1:10.994	25.571	21.989	<b>23.434</b>	120.5	35:48.812							
16	B	1:38.166	33.158	34.262	30.746	87.2	37:26.978							
17	B	1:10.873	<b>25.435</b>	21.817	23.621	120.7	38:37.851							
18	B	1:22.902	29.703	28.749	24.450	103.2	40:00.753							
19	B	1:11.034	25.521	21.909	23.604	120.5	41:11.787							
20	B	1:41.770	31.609	39.646	30.515	84.1	42:53.557							
21	B	<b>1:10.800</b>	25.479	<b>21.748</b>	23.573	120.9	44:04.357							
22	B	1:15.115	27.599	23.859	23.657	113.9	45:19.472							

68		Luca FILIPPI		ITA			
		NIO Formula E Team		NextEV NIO Sport 003			
1	A	2:39.114	1:35.520	32.377	31.217	53.8	2:39.114
2	A	1:59.415	36.747	50.000	32.668	71.7	4:38.529
3	A	1:16.402	25.828	22.214	28.360	112.0	5:54.931
4	A	1:12.259	25.637	22.979	23.643	118.4	7:07.190
5	A	1:17.630	25.741	22.073	29.816	110.2	8:24.820
6	A	1:11.709	25.861	22.134	23.714	119.3	9:36.529
7	A	1:12.734	25.887	22.135	24.712	117.7	10:49.263
8	A	1:17.247	26.372	25.515	25.360	110.8	12:06.510
9	A	1:12.270	25.750	22.449	24.071	118.4	13:18.780
10	A	1:15.258	26.982	23.402	24.874	113.7	14:34.038
11	A	1:16.187	27.123	24.245	24.819	112.3	15:50.225
12	B	18:07.819 <b>B</b>	28.582	59.958	...	7.9	33:58.044
13	B	1:31.981	32.170	32.965	26.846	93.0	35:30.025
14	B	<b>1:11.005</b>	<b>25.527</b>	<b>21.975</b>	<b>23.503</b>	120.5	36:41.030
15	B	1:11.569	25.693	22.230	23.646	119.6	37:52.599
16	B	1:15.624	26.734	23.768	25.122	113.2	39:08.223
17	B	1:16.401	27.511	23.763	25.127	112.0	40:24.624
18	B	1:14.792	26.874	22.951	24.967	114.4	41:39.416
19	B	1:18.981	27.273	23.955	27.753	108.3	42:58.397
20	B	1:16.245	27.653	22.328	26.264	112.2	44:14.642
21	B	1:12.336	25.942	22.407	23.987	118.3	45:26.978